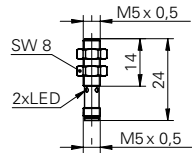


**Inductive proximity switch**

**IFRM 05N37A3/S05L**

**dimension drawing**



**general data**

mounting type	flush
nominal sensing distance $S_n$	1,6 mm
hysteresis	2 ... 20 % of $S_r$
output indicator	2 port LED red

**electrical data**

switching frequency	< 3 kHz
voltage supply range +Vs	10 ... 30 VDC
current consumption max. (no load)	12 mA
output circuit	NPN break function (NC)
voltage drop $V_d$	< 2 VDC
output current	< 100 mA
short circuit protection	yes
reverse polarity protection	yes


**mechanical data**

type	cylindrical threaded
material (sensing face)	LCP
housing material	stainless steel
dimension	5 mm
housing length	24 mm
connection types	connector M5

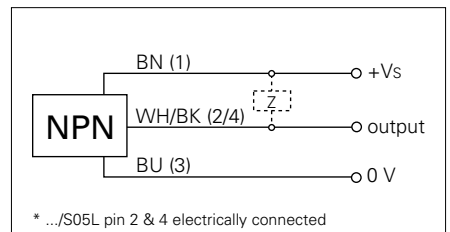
**ambient conditions**

operating temperature	-25 ... +75 °C
protection class	IP 67

**photo**



**connection diagram**



- shortest connector version M5 x 0,5
- 2 port LED