

ITEM 077362 NZ1RS-2131-9C-GMMF

Description	Technical data	Accessories	Downloads
-------------	----------------	-------------	-----------



Features

- › Version C according to EN 50041(steel roller \varnothing 12 mm)
- › Plug connector MR9

Approach direction



- › Figure
Horizontal
Can be adjusted in 90° steps

Switching element

2131H Slow-action switching contact 3 NC \ominus + 1 NO

Approvals



Mechanical values and environment

Housing material	Anodized die-cast alloy
Weight	Net 0,3 kg
Ambient temperature	-25 ... 80 °C
Degree of protection	IP65
Mechanical life	30×10^6
Contact material	Silver alloy, gold flashed
Switching principle	Slow-action switching contact
Installation position	Any
Number of door position positively driven contacts	3
Number of NO contacts	1
Connection	1 x Plug connector MR9 [1]
Approach speed	max. 0,1 ... 20 m/min
Actuating element Plain bearing metal	Roller plunger [2]
Actuating force	15 ... 30 N

Electrical connection ratings

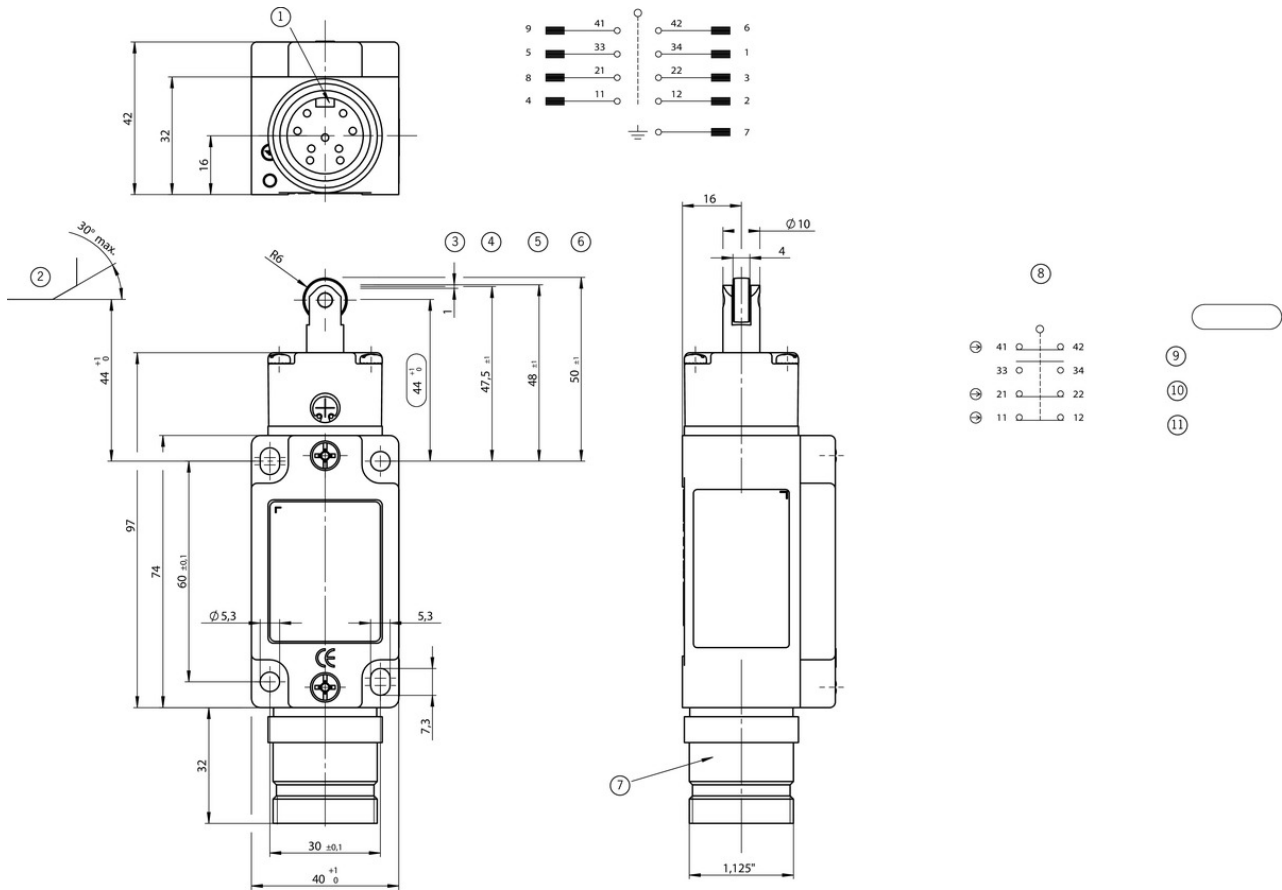
Rated thermal current I_{th}	4 A
Utilization category according to EN 60947-5-1	AC-15 4A 230V DC-13 4A 24V
Short circuit protection according to IEC 60269-1	(Fuse) 4A gG
Rated insulation voltage U_i	250 V
Rated impulse withstand voltage U_{imp}	2,5 kV
Switching current	Min. at DC 24V 1 mA

Reliability values acc. to EN ISO 13849-1

	Monitoring of the safety guard position
B10D	20×10^6

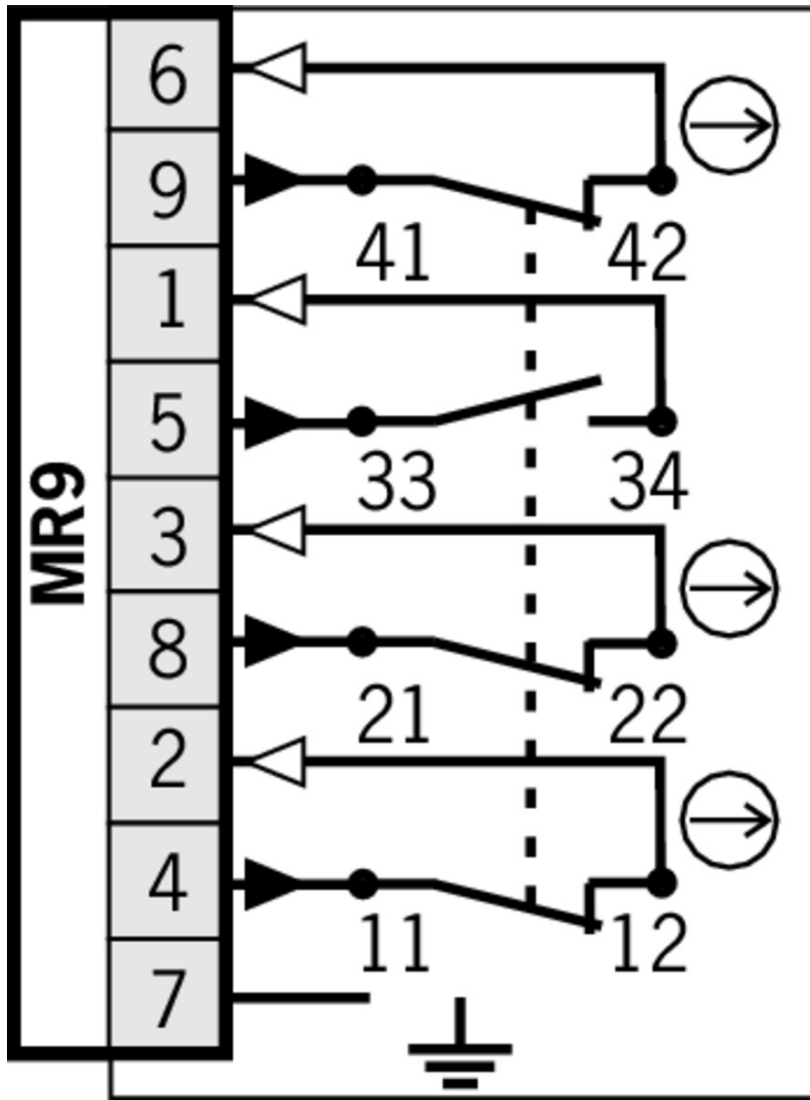
- [1] 8-pin + PE
- [2] Steel roller d roller = 12 mm

Dimension drawing

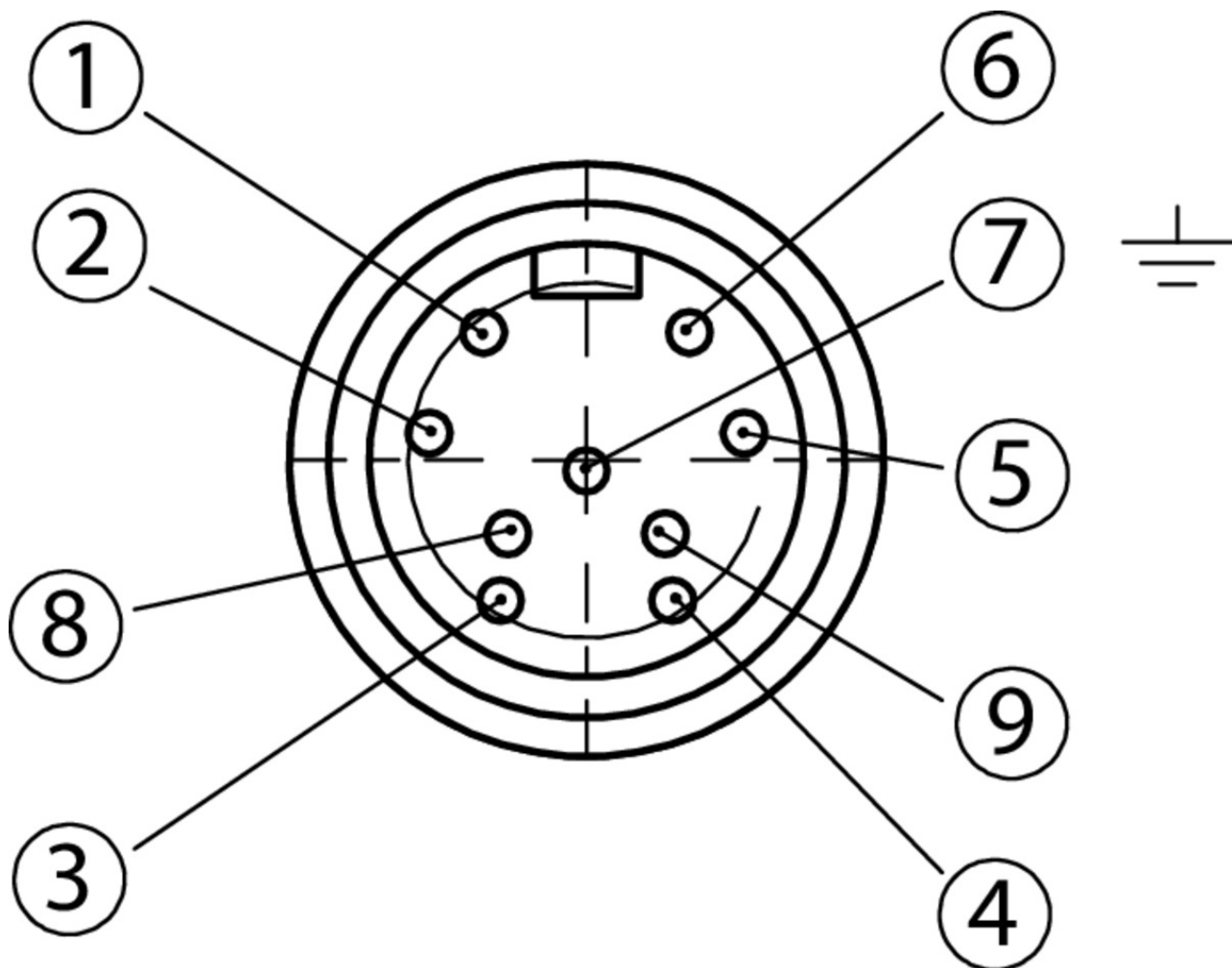


Legende

- 1 Guide lug not aligned
- 2 Dog
- 3 Operating point, NO contact 33-34
- 4 Operating point, NC contact 11-12
- 5 Operating point, NC contact 21-22, NC contact 41-42,
- 6 Free position
- 7 Plug connector MENCOR (9-pin) MIN-9MR-1-18-M20
- 8 Switching element in free position: Switching element SK 2131 H 3 NC contacts + 1 NO contact; NC contacts positive opening
- 9 Positive opening function is dependent on maintaining this distance.
- 10 Actuator (dog) must be positively mounted on the machine.
- 11 Switch can be replaced only with the same type.



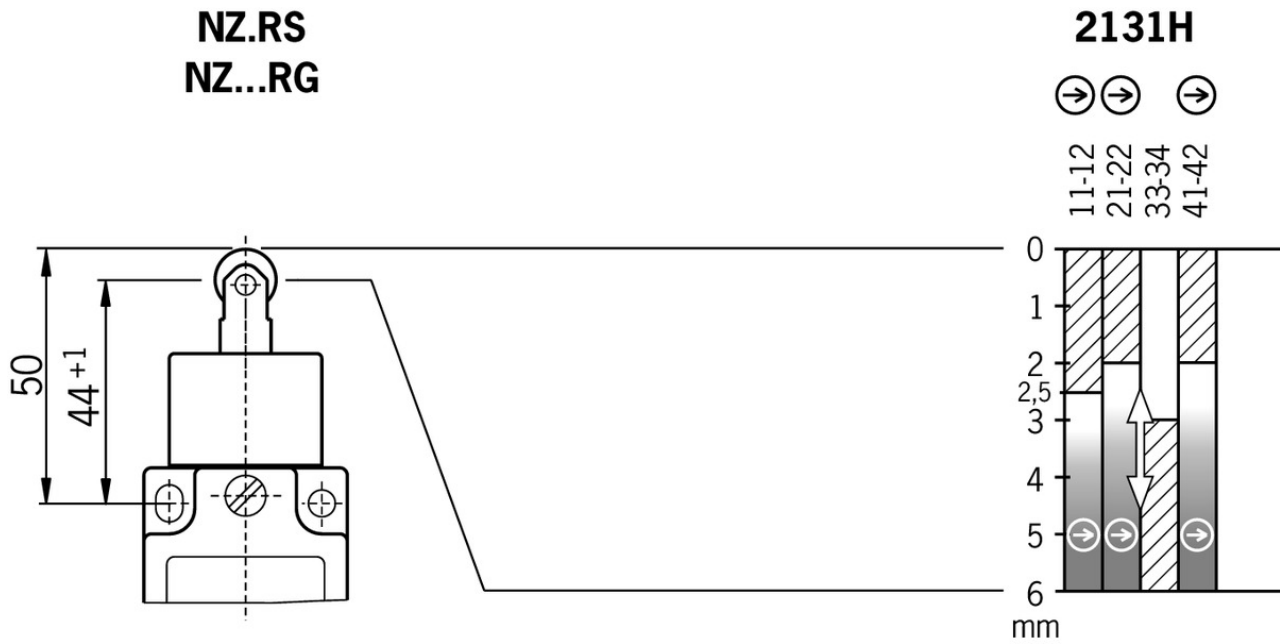
Wiring diagram



Legende

- 1 Orange
- 2 blue
- 3 red white/black
- 4 green white/black
- 5 white
- 6 red
- 7 green white/yellow
- 8 white white/black
- 9 Black

Travel diagram



Legende

- Contacts closed
- Contacts open
- Contacts positively driven

Connection material

- ✓ Connection cable with plug connector MR9, 9-pin, 1.8m



102502 C-MINF09-09X1,0PV01,8-MA-102502

✓ Features

- › MR9 female plug, 9-pin
- › Straight plug connector
- › PVC cable
- › Cable length 1.8 m
- › With flying lead



102510 C-MINF09-09X1,0PU01,8-MA-102510

✓ Features

- › MR9 female plug, 9-pin
- › Straight plug connector
- › PUR cable
- › Cable length 1.8 m
- › With flying lead

- ✓ Connection cable with plug connector MR9, 9-pin, 3.6m



100948 C-MINF09-09X1,0PV03,6-MA-100948

- ✓ Features
 - › MR9 female plug, 9-pin
 - › Straight plug connector
 - › PVC cable
 - › Cable length 3.6 m
 - › With flying lead
-



102511 C-MINF09-09X1,0PU03,6-MA-102511

- ✓ Features
 - › MR9 female plug, 9-pin
 - › Straight plug connector
 - › PUR cable
 - › Cable length 3.6 m
 - › With flying lead
-

✓ Connection cable with plug connector MR9, 9-pin, 6m



102503 C-MINF09-09X1,0PV06,0-MA-102503

- ✓ Features
 - › MR9 female plug, 9-pin
 - › Straight plug connector
 - › PVC cable
 - › Cable length 6 m
 - › With flying lead
-



102512 C-MINF09-09X1,0PU06,0-MA-102512

- ✓ Features
 - › MR9 female plug, 9-pin
 - › Straight plug connector
 - › PUR cable
 - › Cable length 6 m
 - › With flying lead
-

✓ Connection cable with plug connector MR9, 9-pin, 9.1m



102504 C-MINF09-09X1,0PV09,1-MA-102504

- ✓ Features
 - › MR9 female plug, 9-pin
 - › Straight plug connector
 - › PVC cable
 - › Cable length 9.1 m
 - › With flying lead
-



102513 C-MINF09-09X1,0PU09,1-MA-102513

- ✓ Features
 - › MR9 female plug, 9-pin
 - › Straight plug connector
 - › PUR cable
 - › Cable length 9.1 m
 - › With flying lead
-

- ▼ Connection cable with plug connector MR9, 9-pin, 12.1m



103154 C-MINF09-09X1,0PV12,1-MA-103154

▼ Features

- › MR9 female plug, 9-pin
- › Straight plug connector
- › PVC cable
- › Cable length 0.91 m
- › With flying lead



102514 C-MINF09-09X1,0PU12,1-MA-102514

▼ Features

- › MR9 female plug, 9-pin
- › Straight plug connector
- › PUR cable
- › Cable length 12.1 m
- › With flying lead

- ▼ Connection cable with plug connector MR9, 9-pin, 15.2m



102515 C-MINF09-09X1,0PU15,2-MA-102515

▼ Features

- › MR9 female plug, 9-pin
- › Straight plug connector
- › PUR cable
- › Cable length 15.2 m
- › With flying lead


- ▼ Connection cable with plug connector MR9, 9-pin, 18.2m



103156 C-MINF09-09X1,0PV18,2-MA-103156

▼ Features

- › MR9 female plug, 9-pin
- › Straight plug connector
- › PVC cable
- › Cable length 18.2 m
- › With flying lead






103151 C-MINF09-09X1,0PU18,2-MA-103151

▼ Features

- › MR9 female plug, 9-pin
- › Straight plug connector
- › PUR cable
- › Cable length 18.2 m
- › With flying lead













Instructions

- ▼ Betriebsanleitung Sicherheitsschalter NZ.D.../NZ.W.../NZ.R...

	Doc. no.	Version	Language	Download
Betriebsanleitung Sicherheitsschalter NZ.D.../NZ.W.../NZ.R... Manual de instrucciones Interruptores de seguridad NZ.D.../NZ.W.../NZ.R... Mode d'emploi Interrupteur de sécurité NZ.D.../NZ.W.../NZ.R... Istruzioni di impiego Finecorsa di sicurezza NZ.D.../NZ.W.../NZ.R... Operating Instructions Safety Switch NZ.D.../NZ.W.../NZ.R...	074549	10-01/17	    	 1.8 MB
Instrukcja obsługi Wyłącznik bezpieczeństwa NZ.D.../NZ.W.../NZ.R...	074549	10-01/17		 0.4 MB
Инструкция по эксплуатации Предохранительный выключатель NZ.D.../NZ.W.../NZ.R...	074549	10-01/17		 0.6 MB
Návod na prevádzku Bezpečnostný spínač NZ.D.../NZ.W.../NZ.R...	074549	10-01/17		 0.4 MB







Catalogs












- ✓ Sicherheitsschalter mit Metallgehäuse Safety Switches with Metal Housing Bezpečnostní spínače s kovovým pouzdem Interrupteurs de sécurité avec boîtier métallique 金属壳体 的安全开关 Interruptores de seguridad con carcasa metálica

	Doc. no.	Version	Language	Download
Sicherheitsschalter mit Metallgehäuse	100319	11-03/18		 7.9 MB
Interrupteurs de sécurité avec boîtier métallique	100676	11-03/18		 7.9 MB
Interruptores de seguridad con carcasa metálica	104856	11-03/18		 14.0 MB
Safety Switches with Metal Housing	100369	11-03/18		 7.9 MB
Bezpečnostní spínače s kovovým pouzdem	121650	11-03/18		 7.9 MB
金属壳体 的安全开关	102453	11-03/18		 8.2 MB

Declaration of conformity

- ✓ EU prohlášení o shodě

	Doc. no.	Version	Language	Download
EU-Konformitätserklärung Declaración UE de conformidad Déclaration UE de conformité Dichiarazione di conformità EU declaration of conformity	2077153	25-02/17	    	 0.3 MB

EU prohlášení o shodě	2077153	25-02/17		 0.5 MB
EU-overensstemmelseserklæring				
Δήλωση συμμόρφωσης της ΕΕ				
EU-vaatimustenmukaisuusvakuutus				
EU-típusbizonyítvány				
EU-conformiteitsverklaring				
Deklaracja zgodności UE				
Declaração de Conformidade UE				
Declarația de conformitate UE				
EÚ vyhlásenie o zhode				

CAD data

CAD data for this item on TraceParts