

ITEM 099687 TK1-4131CB024M

Description	Technical data	Accessories	Downloads
-------------	----------------	-------------	-----------



Features

- › Mounting on plastic housing TP with actuating head and guard locking pin made of metal
- › High locking forces of 5000 N
- › Auxiliary release on the switch head
- › Actuating element for contact separation on the front
- › Cable entry M20 x 1.5

Similar to figure

Solenoid operating voltage

- › AC/DC 24 V +10%, -15%

Guard locking type

TK1 Closed-circuit current principle, guard locking by spring force. Release by applying voltage to the guard locking solenoid.

Switching element

4131 Slow-action switching contact 2 NC \ominus + 2 NO

Auxiliary release

Is used for releasing the guard locking with the aid of a tool.

Contact separation

When actuated, positively driven NC contacts 41-42 are opened. Guard locking is not fully unlocked. The auxiliary release must be sealed to prevent tampering (e.g. with sealing lacquer).

Approvals



Mechanical values and environment

Housing material	Reinforced thermoplastic
Weight	
	Net 0,6 kg
Ambient temperature	-20 ... 55 °C
Degree of protection	IP67
Mechanical life	1 x 10 ⁶
Contact material	Silver alloy, gold flashed
Switching principle	Slow-action switching contact
Installation position	Any
Number of door position positively driven contacts	2
Number of NO contacts	2
Connection	
	3 x M20 x 1.5
Actuation frequency	1200 1/h
Guard locking principle	Closed-circuit current principle
Locking force F _{max}	5000 N

Electrical connection ratings

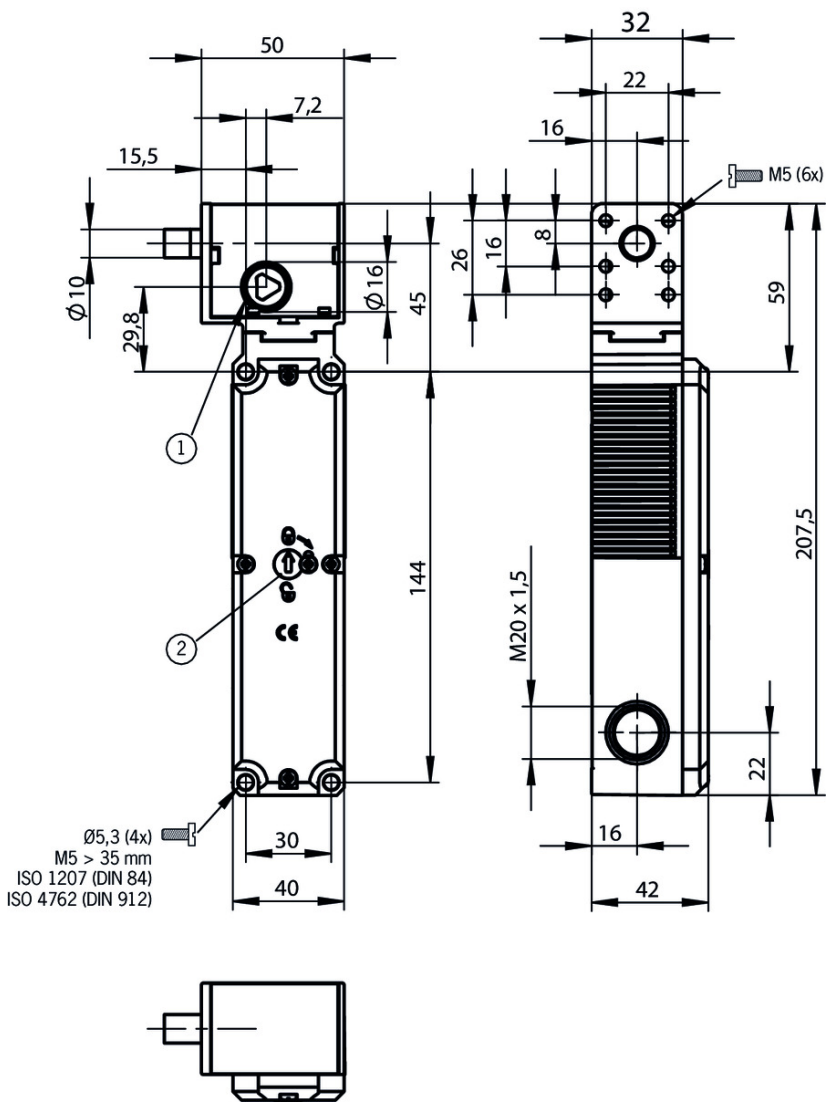
Rated thermal current I _{th}	4 A
Utilization category according to EN 60947-5-1	
	AC-15 4A 230V
	DC-13 4A 24V
Solenoid operating voltage	
	AC/DC 24 V -15% ... +10%
Short circuit protection according to IEC 60269-1	

	(Fuse)	4A gG
Rated insulation voltage U _i		250 V
Rated impulse withstand voltage U _{imp}		2,5 kV
Switching voltage		
	Min. at 10mA	12 V
Switching current		
	Min. at 24V	1 mA
Power consumption		8 W
Solenoid duty cycle		100 %
Connection cross-section		0,34 ... 1,5 mm ²

Reliability values acc. to EN ISO 13849-1

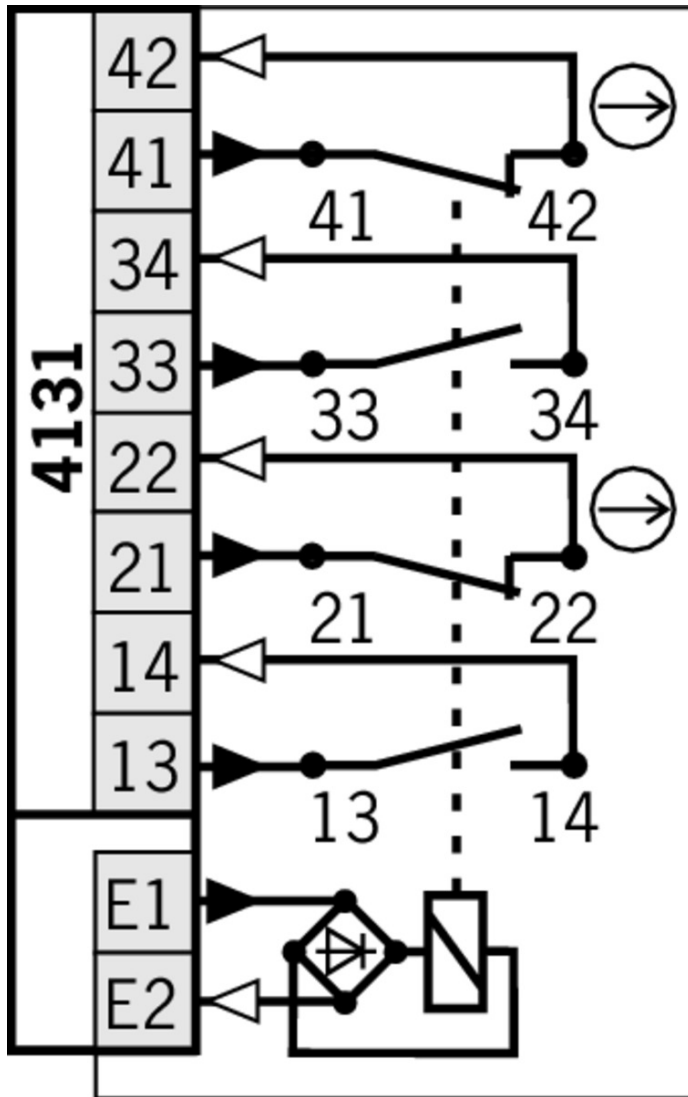
	Monitoring of guard locking
B10 _D	2 x 10 ⁶
	Control of the guard locking
Category	Depending on external control of guard locking
Performance Level	Depending on external control of guard locking
PFH _D	Depending on external control of guard locking

Dimension drawing

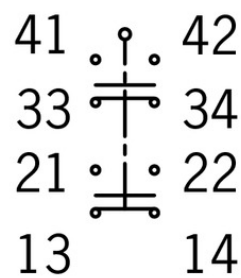
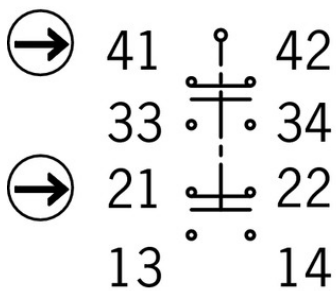
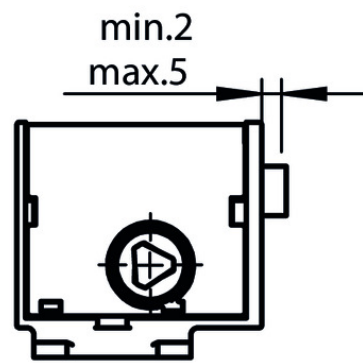
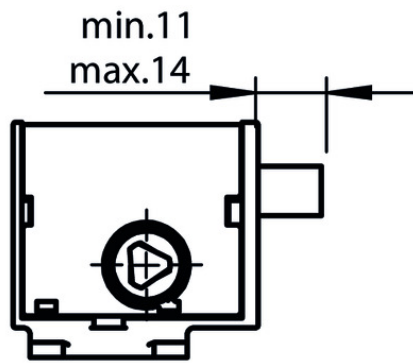


Legende

- 1 Auxiliary release on both sides
- 2 Contact separation



Switching functions



4131

Connection material

- ✓ Cable glands M20x1.5



086233 EKPM20/06 086233

Spare parts






- ✓ Triangular key for safety switch TK



103057 DREIKANTSCHLUESSEL













Instructions

- ✓ Betriebsanleitung Sicherheitsschalter TK...

	Doc. no.	Version	Language	Download
Betriebsanleitung Sicherheitsschalter TK... Operating Instructions Safety Switch TK... Manual de instrucciones del interruptor de seguridad TK... Mode d'emploi Interrupteur de sécurité TK...	2094207	07-12/17	   	 3.3 MB

Catalogs

- ▼ Bezpečnostní spínače s plastovým pouzdem Sicherheitsschalter mit Kunststoffgehäuse Safety Switches with Plastic Housing Interruptores de seguridad con carcasa plástica Interrupteurs de sécurité avec boîtier plastique 塑料壳体 的安全开关

	Doc. no.	Version	Language	Download
Sicherheitsschalter mit Kunststoffgehäuse	096955	11-03/18		 6.6 MB
Interrupteurs de sécurité avec boîtier plastique	100677	11-03/18		 6.6 MB
Interruptores de seguridad con carcasa plástica	104855	11-03/18		 6.6 MB
Bezpečnostní spínače s plastovým pouzdem	121649	11-03/18		 6.6 MB
Safety Switches with Plastic Housing	096956	11-03/18		 6.6 MB
塑料壳体 的安全开关	116243	11-03/18		 6.2 MB

Declaration of conformity

- ▼ EU prohlášení o shodě

	Doc. no.	Version	Language	Download
EU-Konformitätserklärung Declaración UE de conformidad Déclaration UE de conformité Dichiarazione di conformità EU declaration of conformity	2077153	25-02/17	    	 0.3 MB
EU prohlášení o shodě EU-overensstemmelseserklæring Δήλωση συμμόρφωσης της ΕΕ EU-vaatimustenmukaisuusvakuutus EU-típusbizonyítvány EU-conformiteitsverklaring Deklaracja zgodności UE Declaração de Conformidade UE Declarația de conformitate UE EÚ vyhlásenie o zhode	2077153	25-02/17	       	 0.5 MB

CAD data

CAD data for this item on TraceParts