

ITEM 105017 ES-FB1W-XW1E-BV412MFR-YO

Description	Technical data	Accessories	Downloads
-------------	----------------	-------------	-----------



### Features

- › Button head red 40 mm ø
- › Contact block monitoring
- › Reset by pulling or turning
- › Housing

### Switching element

- › 2 NC ⊕ + 1 NO

### Approvals



### Mechanical values and environment

Material

Button	Fiber glass reinforced thermoplastic
Housing	Polycarbonate
Ambient temperature	-25 ... 60 °C
Degree of protection	IP65
Mechanical life	0,25 x 10 <sup>6</sup>
Contact material	Silver alloy, gold flashed
Number of positively driven contacts	2
Number of NO contacts	1
Connection	Screw terminal

### Electrical connection ratings

Rated thermal current I <sub>th</sub>	1 A
Utilization category according to EN 60947-5-1	
AC-15	1.5 A 250 V
DC-13	1A 30V
AC-14	0.3 A 250 V
Rated insulation voltage U <sub>i</sub>	250 V
Switching current	
Min. at 24V	10 mA

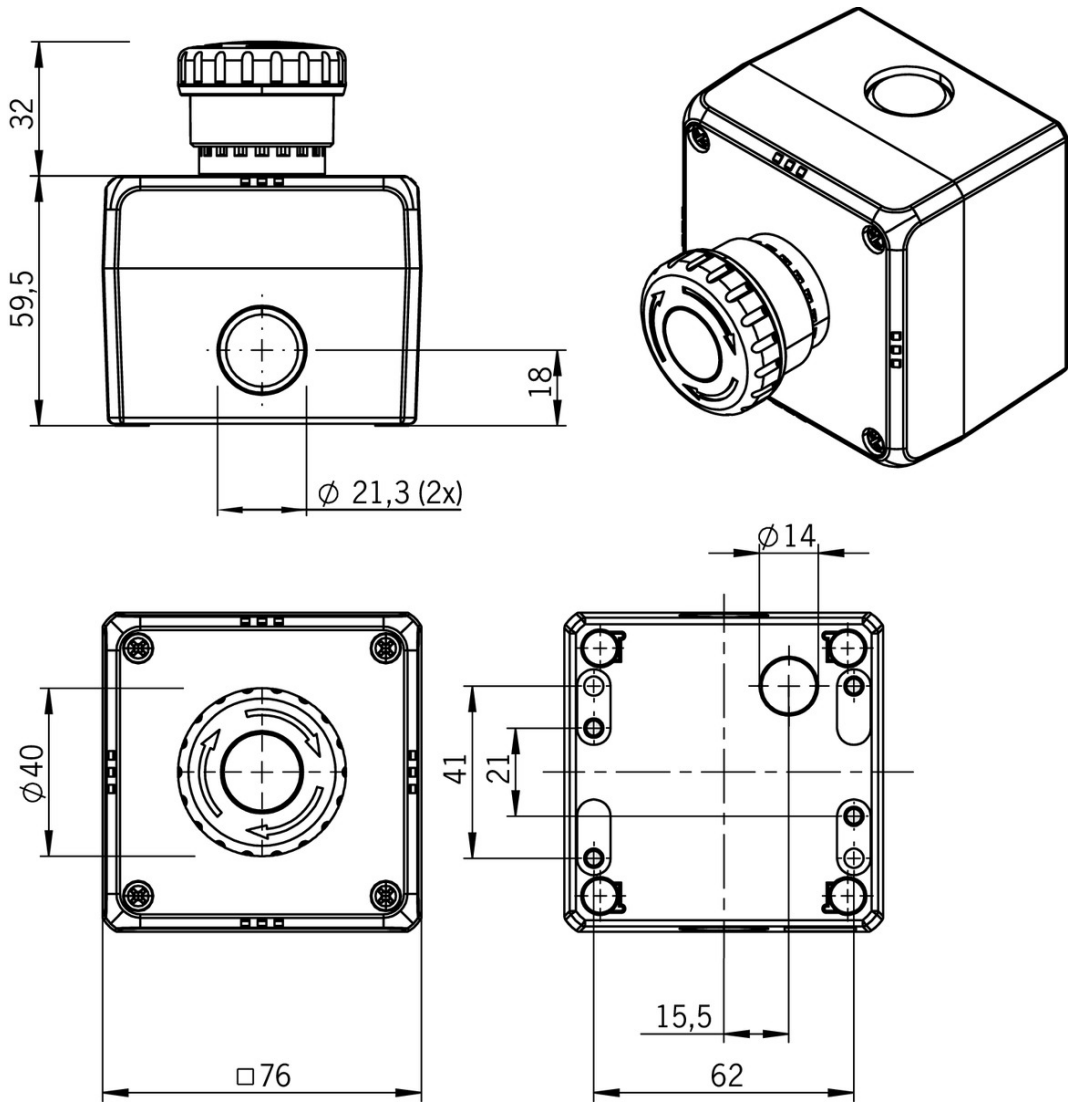
### Miscellaneous

Additional feature	
	Button head Ø 40 mm
	Reset by pulling or turning
	Contact block monitoring
	Device with housing
Color	
Actuating button	Red
Bottom part	Yellow

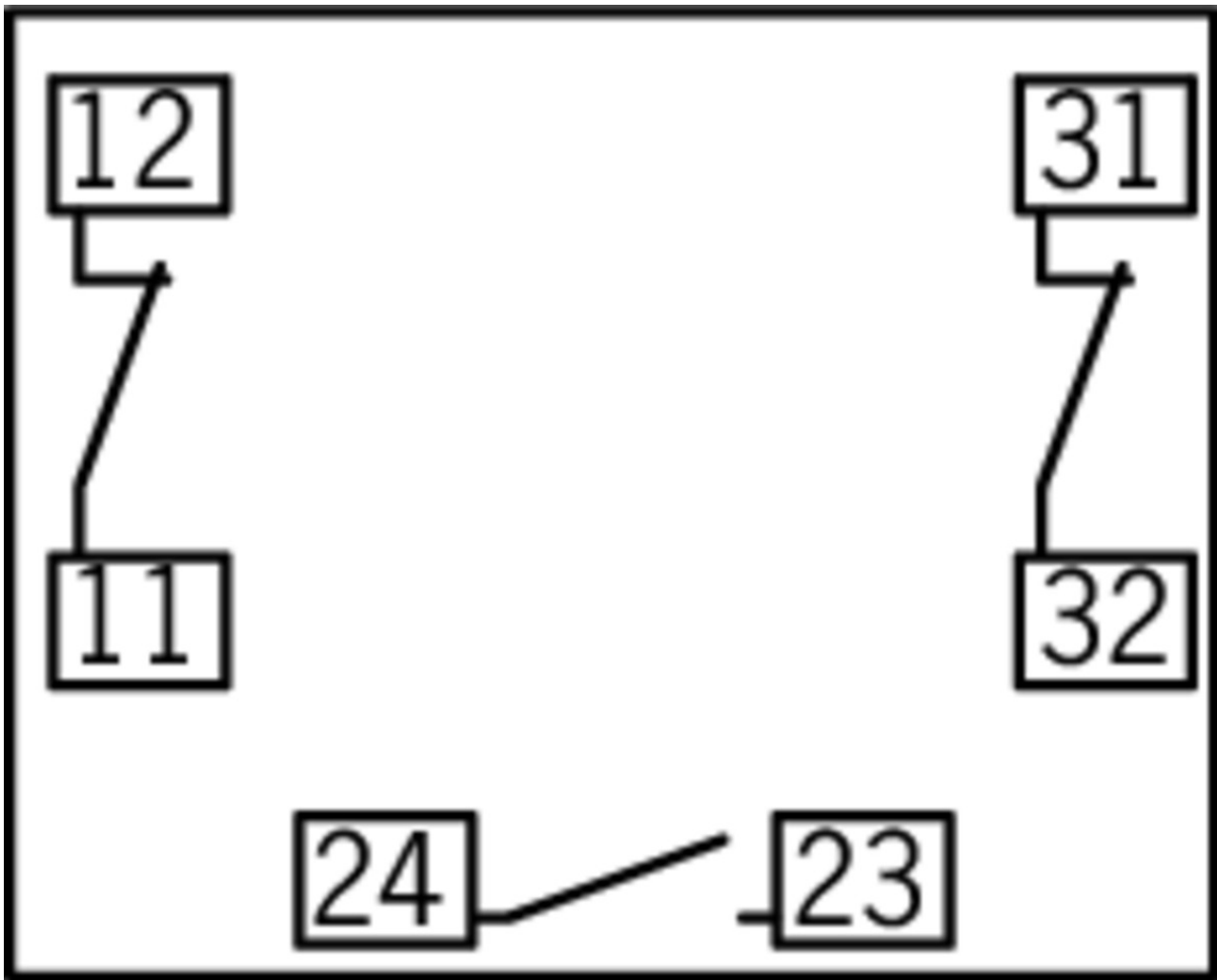
### Reliability values acc. to EN ISO 13849-1

B10 <sub>D</sub>	0,1 x 10 <sup>6</sup>
------------------	-----------------------

**Dimension drawing**



## Switching functions



## Mounting accessories

- ✓ Sign for emergency stop ES-XW






**106340** ES-HWAV-27

- ✓ Features



- › Emergency stop label for 40 mm buttons on ES-XW devices with text "Emergency Stop"

## Instructions

- ✓ Betriebsanleitung Not-Aus-Schalter ES-XW/XN









	Doc. no.	Version	Language	Download
Betriebsanleitung Not-Aus-Schalter ES-XW/XN Operating Instructions Emergency Stop Switch ES-XW/XN	2105026	11-06/17	 	 1.3 MB

Operating instructions for emergency stop switch ES-FB1W-XW

	Doc. no.	Version	Language	Download
Operating instructions for emergency stop switch ES-FB1W-XW	105185	02-04/09		 0.4 MB







### Catalogs

Not-Halt-Geräte/Seilzugschalter Emergency Stop Devices/Rope Pull Switches Dispositifs d'arrêt d'urgence/interrupteurs à câble Dispositivos de parada de emergencia / Interruptores de accionamiento por cable

	Doc. no.	Version	Language	Download
Not-Halt-Geräte/Seilzugschalter	106210	06-06/16		 1.9 MB
Dispositifs d'arrêt d'urgence/interrupteurs à câble	116529	06-06/16		 1.9 MB
Dispositivos de parada de emergencia / Interruptores de accionamiento por cable	116530	06-06/16		 1.9 MB
Emergency Stop Devices/Rope Pull Switches	116448	06-06/16		 1.9 MB

### Declaration of conformity

EU-Konformitätserklärung

	Doc. no.	Version	Language	Download
EU-Konformitätserklärung Declaración UE de conformidad Déclaration UE de conformité Dichiarazione di conformità EU declaration of conformity	2105755	08-03/17	    	 0.2 MB