

ITEM 109219 MGB-C-000000-A1-109219

Description	Technical data	Accessories	Downloads
-------------	----------------	-------------	-----------



Features

- › Space for up to 6 controls and indicators
- › Ideal expansion solution for the MGB system
- › A large amount of design flexibility

In the control module it is possible to integrate controls such as push buttons, emergency stop, key-operated switches, selector switches or even indicators as required. In this way a complete functional control panel can be built up. Even the MGB basic system comprising handle module and interlocking/locking module includes numerous functions. And if requirements grow, the MGB system simply grows with them with the aid of the control module. Furthermore, the control module forms an attractive unit together with the MGB. An elegant alternative to the gray switch boxes that were common in the past.

Approvals



Mechanical values and environment

Material	Fiber glass reinforced plastic
Weight	Net 0,5 kg
Degree of protection	IP65
Contact material	Au
Connection	2x cable entries M20
	Plug-in and soldered connection 2.8x0.8

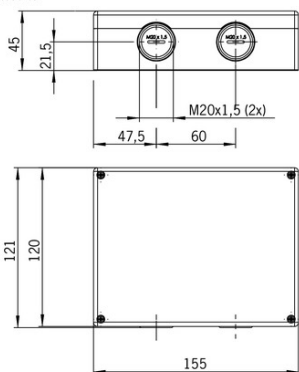
Electrical connection ratings

Connection cross-section	0,2 ... 1,5 mm ²
--------------------------	-----------------------------

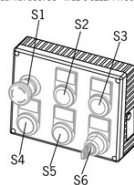
Dimension drawing

Bedienmodul Gehäuse (MGB-C...)
 Best.Nr. 109 219
 inklusive:
 1 Stück Leergehäuse
 1 Stück Deckel
 2 Stück Blinderschraubung
 Control Module Housing (MGB-C...)
 Order-No. 109 219
 Including:
 1 pcs. empty housing
 1 pcs. top cover
 2 pcs. dummy plug

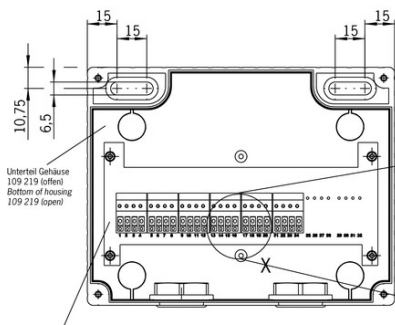
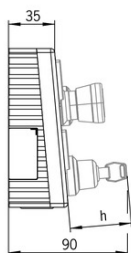
Anschluss-Set
 Best.Nr. 109 858
 inklusive:
 1 Stück Leiterplatte mit steckbaren Federzugklemmen
 4 Stück Befestigungsschrauben für Leiterplatte
 7 Stück Litzen Isol. 0,34 mm² -rot
 7 Stück Litzen Isol. 0,34 mm² -blau
 16 Stück Litzen Isol. 0,34 mm² -schwarz
 6 Stück Kabelbinder
 Connection Kit
 Order-No. 109 858
 Including:
 1 pcs. circuit board with plug-in spring terminals
 4 pcs. screws for circuit board
 7 pcs. flexible wires complete, 0,34 mm² - red
 7 pcs. flexible wires complete, 0,34 mm² - blue
 16 pcs. flexible wires complete, 0,34 mm² - black
 6 pcs. cable binder



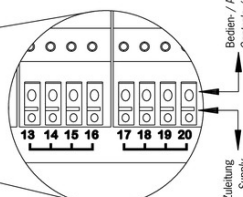
Beispielbestückung
 Configuration Example
 (z.B. Best.Nr. / e.g. Order no. 106795 MGB-C1ELLPPK:106795)



Position	Ausführung/Version	h
S1	Not-Halt-Taster Emergency stop	33,2 mm
S2	Leuchtvorsatzrot LED red	
S3	Leuchtvorsatzgrün LED green	10 mm
S4	Taster beleuchtet-weiß Pushbutton illuminated white	
S5	Taster beleuchtet-weiß Pushbutton illuminated white	
S6	Schlüsselschalter Key-operated switch	44,1 mm



X 1.5 : 1






Bedien- / Anzeigelement
 Controls / indicators

Zuleitung
 Supply

Leiterplatte mit Anschlussklemmen 109 858
 Circuit board with terminal clamps 109 858













Instructions

Montageanleitung Bedienmodul MGB-C (Bausatz)

	Doc. no.	Version	Language	Download
Montageanleitung Bedienmodul MGB-C (Bausatz) Assembly Instruction Control module MGB-C (Kit)	2109520	03-08/18	 	 1.3 MB

Catalogs

Multifunctional Gate Box MGB Multifunctional Gate Box MGB Multifunctional Gate Box MGB Multifunctional Gate Box MGB Multifunctional Gate Box MGB 多功能系统安全控制系统 MGB

	Doc. no.	Version	Language	Download
Multifunctional Gate Box MGB	106108	10-02/18		 8.2 MB
Multifunctional Gate Box MGB	109155	10-02/18		 8.2 MB
Multifunctional Gate Box MGB	114433	10-02/18		 8.3 MB
Multifunctional Gate Box MGB	121652	10-02/18		 8.0 MB
Multifunctional Gate Box MGB	106109	10-02/18		 8.2 MB
多功能系统安全控制系统 MGB	155883	10-02/18		 8.3 MB

CAD data

CAD data for this item on TraceParts