

**ITEM 110303 C-M23F19-19XDIFPU06,0-MA-110303**

Description	Technical data	Accessories	Downloads
-------------	----------------	-------------	-----------



**Features**

- › M23 female plug, 19-pin
- › Straight plug connector
- › PUR cable
- › Cable length 6 m
- › With flying lead
- › Cores numbered, black

**Connector assignment**

Plug connector (view of connection side)	Pin	Cross-section	Numbering imprinted
	1	0.5 <sup>2</sup>	1
	2	0.5 <sup>2</sup>	2
	3	0.5 <sup>2</sup>	3
	4	0.5 <sup>2</sup>	4
	5	0.5 <sup>2</sup>	5
	6	1.0 <sup>2</sup>	6

Plug connector (view of connection side)	Pin	Cross-section	Numbering imprinted
	7	0.5 <sup>2</sup>	7
	8	0.5 <sup>2</sup>	8
	9	0.5 <sup>2</sup>	9
	10	0.5 <sup>2</sup>	10
	11	0.5 <sup>2</sup>	11
	12	1.0 <sup>2</sup>	12
	13	0.5 <sup>2</sup>	13
	14	0.5 <sup>2</sup>	14
	15	0.5 <sup>2</sup>	15
	16	0.5 <sup>2</sup>	16
	17	0.5 <sup>2</sup>	17
	18	0.5 <sup>2</sup>	18
	19	1.0 <sup>2</sup>	19

## Mechanical values and environment

Sheath material	PUR
Conductor insulation material	PVC
Conductor material	EL-Cu flexible wire bare super fine strands
Fire behavior	Flame retardant according to VDE 0472 804
Drag chain suitability	Yes
Ambient temperature	Dynamic -20 ... +90 °C static -40 ... +90 °C
Number of conductors	19
Type of cable	straight
Cable length	6 m
Cable diameter	Approx. 11,4 mm
Conductor cross-section	16x 0.5 mm <sup>2</sup> + 3x 1 mm <sup>2</sup>
Conductor identification	Numeric code
Sheath color	Black
Bending radius	Dynamic 10x cable diameter
	<b>Connection 1</b>
Degree of protection	IP65 / IP67 [1]
Plug lock material	CuZn, nickel-plated
Designation of plug connector	RC
Insertion cycles	50
Connection	Plug connector M23

Connection type	Socket
Cable outlet	straight
Number of pins	19 [2]
Plug lock	Screw connection
Plug housing material	CuZn, nickel-plated
	<b>Connection 2</b>
Conductor end	Sheath stripped
Connection	Flying lead

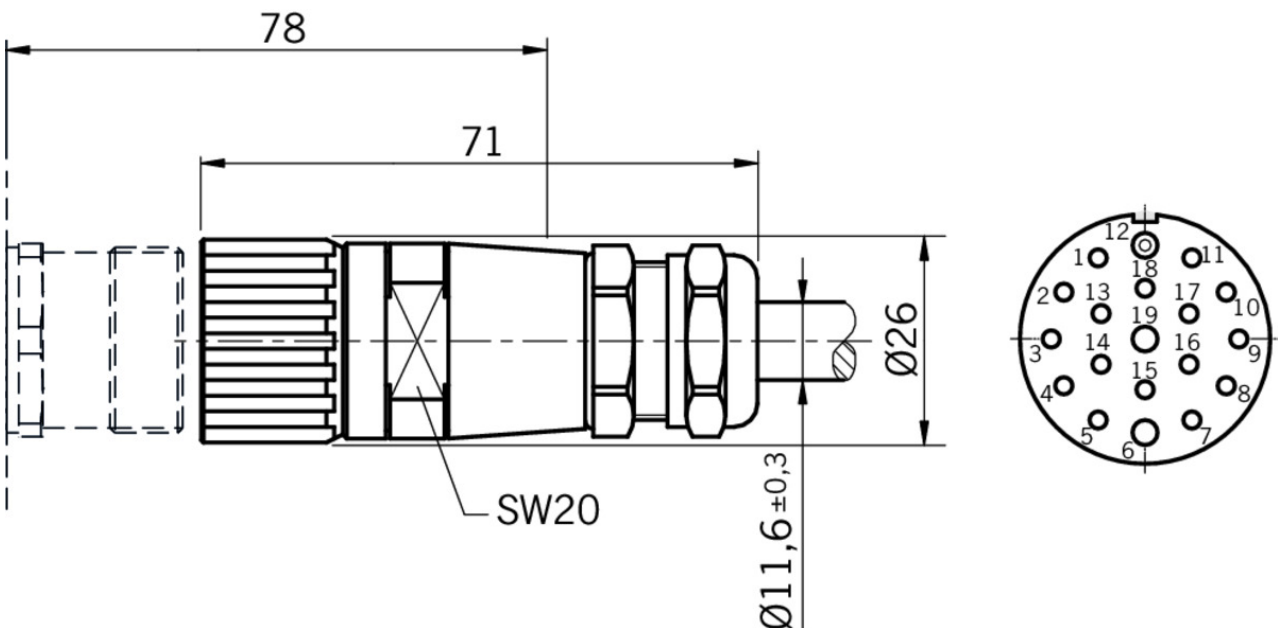
### Electrical connection ratings

Rated voltage	150 V
Overvoltage category according to IEC EN 60664-1	II
Test voltage	1,5 kV
	<b>Connection 1</b>
Degree of contamination according to EN 60664-1	3

[1] Locked













[2] 16+3

### Dimension drawing



## Catalogs

☑ Multifunctional Gate Box MGB Multifunctional Gate Box MGB Multifunctional Gate Box MGB  
Multifunctional Gate Box MGB Multifunctional Gate Box MGB 多功能系统安全控制系统 MGB

	<b>Doc. no.</b>	<b>Version</b>	<b>Language</b>	<b>Download</b>
Multifunctional Gate Box MGB	106108	10-02/18		 8.2 MB
Multifunctional Gate Box MGB	109155	10-02/18		 8.2 MB
Multifunctional Gate Box MGB	114433	10-02/18		 8.3 MB
Multifunctional Gate Box MGB	121652	10-02/18		 8.0 MB
Multifunctional Gate Box MGB	106109	10-02/18		 8.2 MB
多功能系统安全控制系统 MGB	155883	10-02/18		 8.3 MB