

## ITEM 090360 NG1HB-510L060-M

Description	Technical data	Accessories	Downloads
-------------	----------------	-------------	-----------



### Features

- › Roller lever arm HB (plastic roller)
- › Cable entry M20 x 1.5
- › LED indicator

### Switching element

**510** Snap-action switching contact 1 NC + 1 NO

### LED function display

A function display is available for the following voltage range:

- › 12-60 V AC/DC L060

### Adjustment options

Horizontal and vertical 4 x 90°

### Switching direction

Switches to the right, left or both sides

## Approvals



## Mechanical values and environment

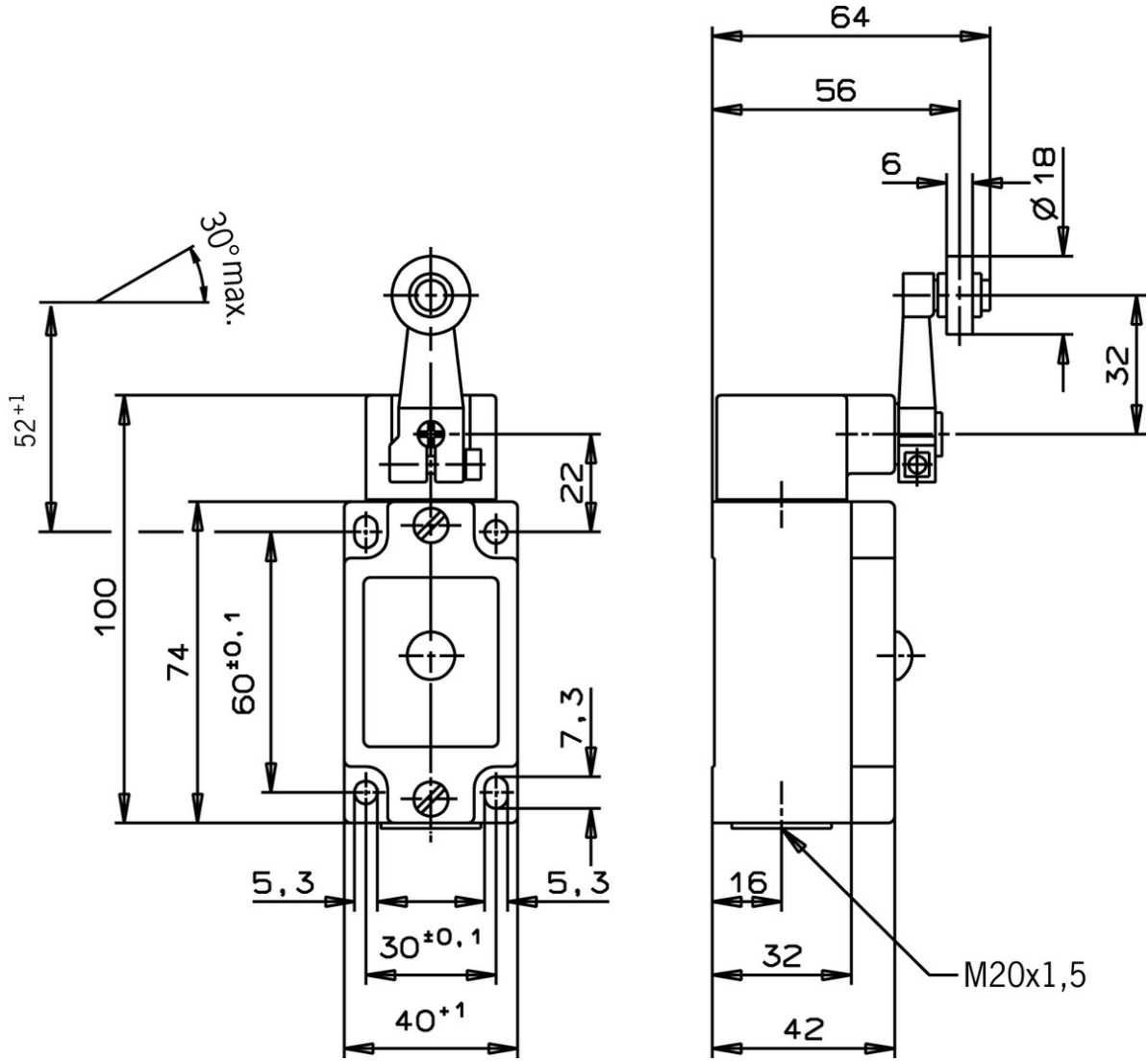
Housing material	Anodized die-cast alloy
Weight	Net 0,3 kg
Ambient temperature	-25 ... 80 °C
Degree of protection	IP67
Mechanical life	30 x 10 <sup>6</sup>
Contact material	Silver alloy, gold flashed
Switching principle	Snap-action switching contact
Installation position	Any
Number of door position NC contacts	1
Number of door position NO contacts	1
Connection	1 x M20 x 1.5
Approach speed	max. 0,1 ... 300 m/min
Actuating element	Plain bearing plastic Roller lever arm <sup>[1]</sup>
Actuating force	min.15 N

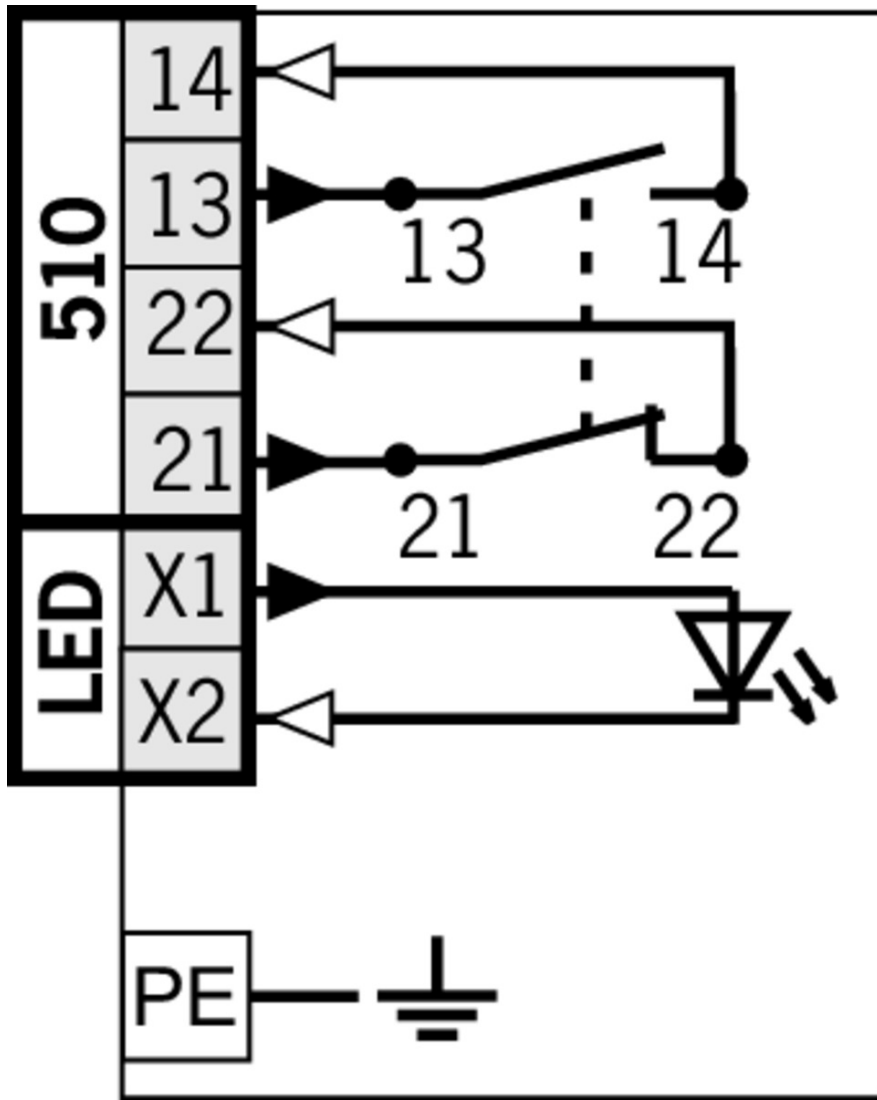
## Electrical connection ratings

Rated thermal current I <sub>th</sub>	6 A
Utilization category according to EN 60947-5-1	AC-15 6A 230V DC-13 6A 24V AC-12 10A 230V
Short circuit protection according to IEC 60269-1	(Fuse) 6A gG
Rated insulation voltage U <sub>i</sub>	250 V
Rated impulse withstand voltage U <sub>imp</sub>	2,5 kV
Switching current	Min. at DC 24V 10 mA
Connection cross-section	0,34 ... 0,75 mm <sup>2</sup>
Display module	AC/DC 12 ... 60 V 60 V LED red

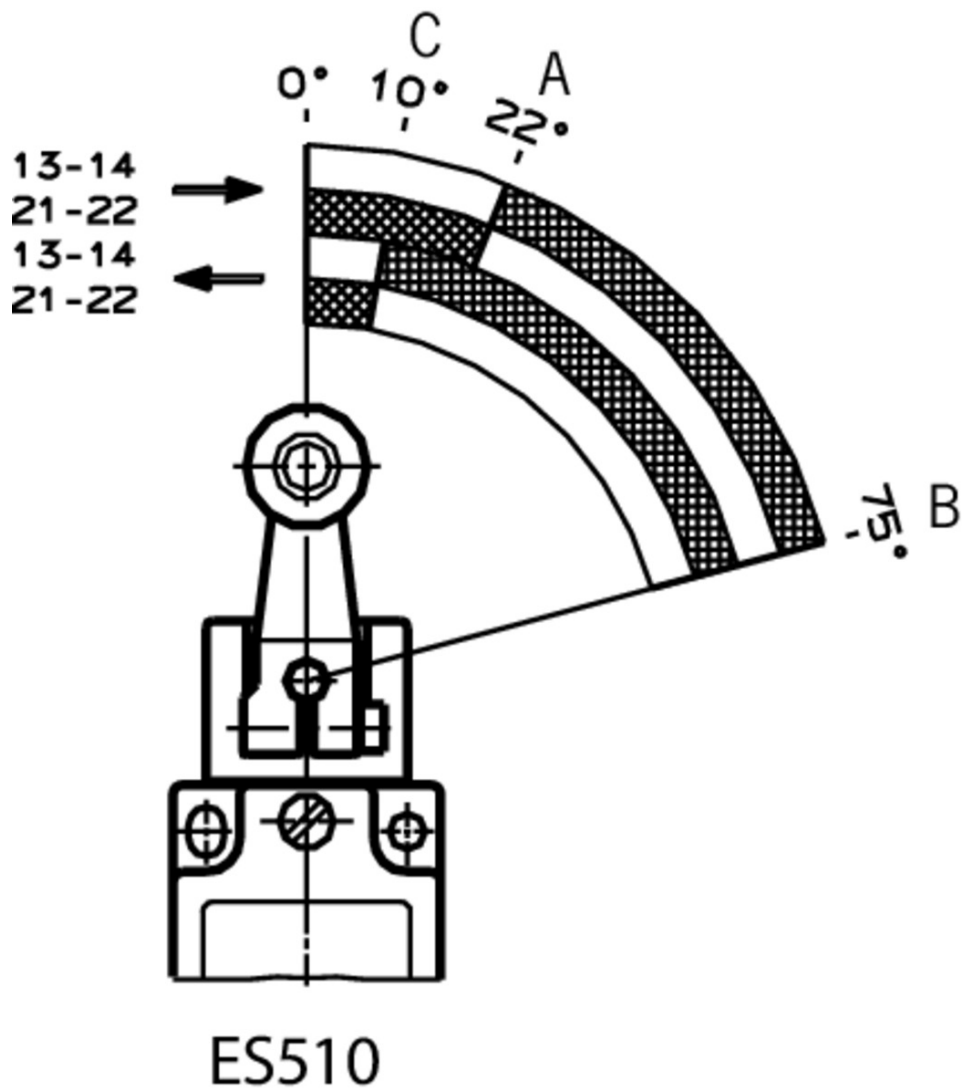
[1] d roller = 18 mm length 32 mm

### Dimension drawing







## Travel diagram










## Legende

-  Contacts closed
-  Contacts open
- A Operating point
- B End position
- C Reset point

## Instructions

-  Betriebsanleitung Positionsschalter NG...

Betriebsanleitung Positionsschalter NG...	2032310	11-03/18		 1.1 MB
Operating Instructions Position Switch NG...				
Mode d'emploi Interrupteurs de position NG...				
Istruzioni di impiego Finecorsa di posizione NG...				
Инструкция по эксплуатации Позиционные выключатели NG...	2032310	11-03/18		 0.5 MB

### **CAD data**

CAD data for this item on TraceParts