

Datasheet - EX-BNS 303-12zG-2187-3G/D

Safety sensors / EX-BNS 303



- LED version
- Ex certified
- Thermoplastic enclosure
- Long life
- Ø M30
- no mechanical wear
- Suitable for food processing industry only in combination with BPS 303 SS
- Insensitive to transverse misalignment
- Insensitive to soiling
- With coding

(Minor differences between the printed image and the original product may exist!)

Ordering details

Product type description	EX-BNS 303-12ZG-2187-3G/D
Article number	EX-BNS 303-12zG-2187-3G/D
EAN Code	
eCl@ss	27-27-24-02

Approval

Approval	ATEX
----------	------

Classification

Standards	EN ISO 13849-1
B10d Normally-closed contact/Normally open contact (NC/NO)	25.000.000
- notice	at max. 20% contact load
Mission time	20 Years
notice	$MTTF_d = \frac{B_{10d}}{0,1 \times n_{op}}$ $n_{op} = \frac{d_{op} \times h_{op} \times 3600 \text{ s/h}}{t_{cycle}}$

Global Properties

Permanent light	EX-BNS 303
Standards	EN 60079-0, EN 60079-15, EN 60079-31, IEC 60947-5-3, BG-GS-ET-14

Compliance with the Directives (Y/N) 

Yes

Materials

- Material of the housings
- Material of the nuts
- Material of the cable mantle

Plastic, glass-fibre reinforced thermoplastic
thermoplastic
PVC

Housing construction form

cylinder, thread

Weight

Coding available (Y/N)

Yes

Monitoring function of downstream devices (Y/N)

No

Prerequisite evaluation unit

Recommended safety-monitoring module

Recommended actuator

BPS 300 , BPS 303 , BPS 303 SS , coded

Mechanical data

Design of electrical connection

Cable

Cable length

1

Conductors

6 x 0,25

AWG-Number

23

mechanical installation conditions

quasi-flush

Active area

front side

Ensured switch distance ON S_{ao}

5 mm

Ensured switch distance OFF S_{ar}

15 mm

Type of actuation

Magnet

Direction of motion

head-on with regard to the active surface

Resistance to shock

30 g / 11 ms

Resistance to vibration

10 ... 55 HZ, Amplitude 1 mm

Impact energy

max. 4 Nm

Tightening torque for nuts

A/F 36 max. 300 Ncm

Ambient conditions

Ambient temperature

- Min. environmental temperature

-25

- Max. environmental temperature

+70

Storage and transport temperature

- Min. Storage and transport temperature

-25

- Max. Storage and transport temperature

+70

Protection class

IP67

Electrical data

Integrated Safety monitoring module available (Y/N)

No

Cross circuit/short circuit recognition possible (Y/N)

Yes

Voltage type

VAC/DC

Switch frequency

max. 5 HZ

Switching voltage

max. 24 VDC

Switching current

max. 10 mA

Switching capacity

max. 240 mW

Outputs

Design of control output

Other, Reed contacts

Number of shutters

1

Number of openers	2
Design of output signal switching device	

Electrical data - Safety outputs

Number of secure semi-conductor outputs	0
Number of secure outputs with contact	2

Electrical data - Diagnostic output

Number of semi-conductor outputs with signaling function	0
Number of outputs with signaling function that already have a contact	1

LED switching conditions display

LED switching conditions display (Y/N)	Yes
- The LED is illuminated when the guard door is open.	

ATEX

EX-marking	EX II 3D Ex tc IIIC T80°C Dc X EX II 3G Ex nC IIC T6 Gc X
Explosion protection categories for gases	3G
Explosion protection Zones for gases	2
Explosion protected category for dusts	3D
Explosion protection Zones for dusts	22

Dimensions

Dimensions of the sensor	
- Length of sensor	44
- Diameter of sensor	M30

notice

Contact symbols shown for the closed condition of the guard device.
The contact configuration for versions with or without LED is identical.

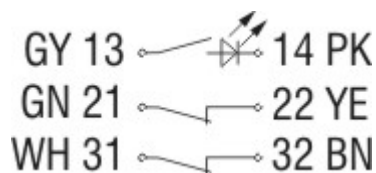
Included in delivery

Actuators must be ordered separately.	
Mounting accessories	2 Nuts M 30 x 1,5

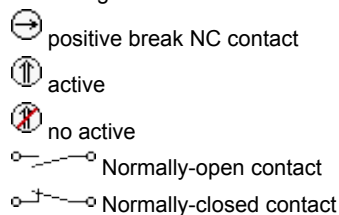
Keywords

Keywords	Ex, EEx, ATEX, Ex BNS303, EX BNS 303, BNS 303 Ex, BNS303ex, BNS 303 ex, ATEX BNS 303
----------	--

Diagram



Note Diagram



Documents

Operating instructions and Declaration of conformity (fr) 636 kB, 13.10.2017

Code: mrl_ex-bns303-2187_fr

Operating instructions and Declaration of conformity (pl) 672 kB, 16.01.2018

Code: mrl_ex-bns303-2187_pl

Operating instructions and Declaration of conformity (pt) 637 kB, 10.10.2017

Code: mrl_ex-bns303-2187_pt

Operating instructions and Declaration of conformity (it) 630 kB, 10.10.2017

Code: mrl_ex-bns303-2187_it

Operating instructions and Declaration of conformity (cs) 644 kB, 22.06.2015

Code: mrl_ex-bns303-2187_cs

Operating instructions and Declaration of conformity (en) 634 kB, 27.09.2017

Code: mrl_ex-bns303-2187_en

Operating instructions and Declaration of conformity (de) 630 kB, 27.09.2017

Code: mrl_ex-bns303-2187_de

Operating instructions and Declaration of conformity (nl) 683 kB, 05.07.2018

Code: mrl_ex-bns303-2187_nl

Operating instructions and Declaration of conformity (jp) 710 kB, 09.09.2014

Code: mrl_ex-bns303-2187_jp

Operating instructions and Declaration of conformity (es) 615 kB, 28.09.2017

Code: mrl_ex-bns303-2187_es

Brochure (de) 7 MB, 19.10.2016

Code: b_atep01_de

Brochure (en) 7 MB, 19.10.2016

Code: b_atep01_en

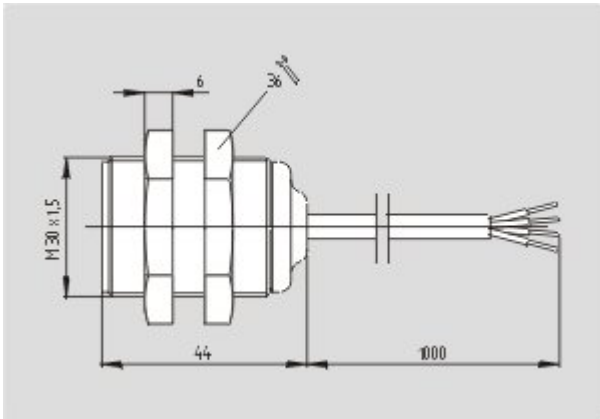
Brochure (it) 3 MB, 20.07.2007

Code: b_atep05

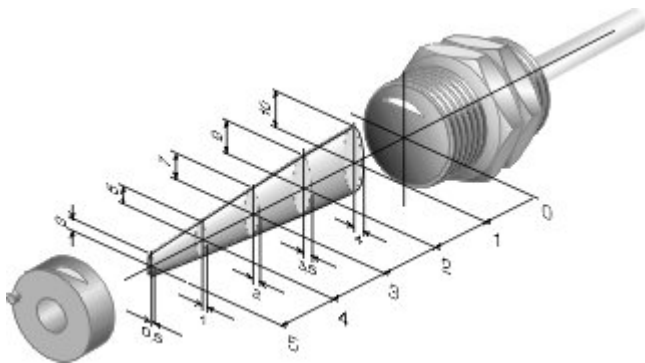
Brochure (es) 5 MB, 18.08.2009

Code: b_atep09

Images



Dimensional drawing (basic component)



Characteristic curve

K.A. Schmersal GmbH & Co. KG, Möddinghofe 30, D-42279 Wuppertal

The data and values have been checked thoroughly. Technical modifications and errors excepted.

Generiert am 13.02.2019 - 14:29:16h Kasbase 3.3.0.F.64I