

## Datasheet - SHG01.220/110

Safety switch with separate actuator / SHG



- Metal enclosure
- 40 mm x 108,5 mm x 43 mm
- Long life
- Head positioned to the front

(Minor differences between the printed image and the original product may exist!)

### Ordering details

Product type description	SHG01.220/110
Article number	101023557
EAN Code	
eCl@ss	27-27-26-02

### Approval

Approval



### Classification

Standards	EN ISO 13849-1
B10d Normally-closed contact (NC)	2.000.000
B10d Normally open contact (NO)	1.000.000
Mission time	20 Years
notice	$MTTF_d = \frac{B_{10d}}{0,1 \times n_{op}}$ $n_{op} = \frac{d_{op} \times h_{op} \times 3600 \text{ s/h}}{t_{cycle}}$

### Global Properties

Permanent light	SHG
-----------------	-----

Standards	EN 60947-5-1, BG-GS-ET-15, EN 1088
Compliance with the Directives (Y/N) 	Yes
Materials	
- Material of the housings	Aluminium
- Material of the contacts	Silver
Housing coating	painted
Weight	250

### Mechanical data

---

Design of electrical connection	Screw connection
Cable section	
- Min. Cable section	0,5
- Max. Cable section	2.5
Mechanical life	1.000.000 operations
notice	All indications about the cable section are including the conductor ferrules.
higher Latching force (Y/N)	No
Positive break force	5 N for each NC contact fitted
positive break travel	12

### Ambient conditions

---

Ambient temperature	
- Min. environmental temperature	-25
- Max. environmental temperature	+70
Protection class	IP67 to IEC/EN 60529

### Electrical data

---

Design of control element	Opener (NC)
Switching principle	Creep circuit element
Number of auxiliary contacts	0
Number of safety contacts	2
Rated impulse withstand voltage	2.5
Rated insulation voltage	400
Thermal test current	10 A
Utilisation category	AC-15: 230 V / 8 A DC-13: 24 V / 5 A
Max. fuse rating	10 A gG D-fuse

### ATEX

---

Explosion protection categories for gases	None
Explosion protected category for dusts	None

### Dimensions

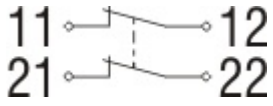
---

Dimensions of the sensor	
- Width of sensor	40
- Height of sensor	108.5
- Length of sensor	43

### Included in delivery

Actuators must be ordered separately.

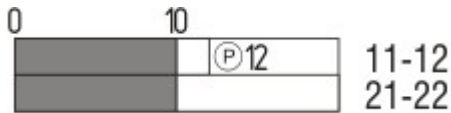
## Diagram



Note Diagram

- positive break NC contact
- active
- no active
- Normally-open contact
- Normally-closed contact

## Switch travel diagram



Notes Switch travel diagram

- Contact closed
  - Contact open
  - Setting range
  - Break point
  - Positive opening sequence/- angle
- VS** adjustable range of NO contact  
**VÖ** adjustable range of NC contact  
**N** after travel

## Ordering code

SHG(1)/(2)

(1)

1.0	Head positioned to the front
02	Head positiones to the left
3.0	Head positioned to the right
04	Head positioned to the rear

(2)

103/90	1 Opener (NC) / 1 Normally open contact (NO) Creep circuit element
220/110	2 Opener (NC) Creep circuit element
92/90	1 Opener (NC) / 1 Normally open contact (NO) Snap switch element

## Documents

**Operating instructions and Declaration of conformity** (it) 282 kB, 28.11.2017

Code: mrl\_shg-scg-sdg\_it

**Operating instructions and Declaration of conformity** (jp) 632 kB, 05.07.2011

Code: mrl\_shg-scg-sdg\_jp

**Operating instructions and Declaration of conformity (fr)** 291 kB, 28.11.2017

Code: mrl\_shg-scg-sdg\_fr

**Operating instructions and Declaration of conformity (de)** 454 kB, 08.11.2017

Code: mrl\_shg-scg-sdg\_de

**Operating instructions and Declaration of conformity (nl)** 287 kB, 28.11.2017

Code: mrl\_shg-scg-sdg\_nl

**Operating instructions and Declaration of conformity (pl)** 322 kB, 28.11.2017

Code: mrl\_shg-scg-sdg\_pl

**Operating instructions and Declaration of conformity (da)** 286 kB, 14.11.2017

Code: mrl\_shg-scg-sdg\_da

**Operating instructions and Declaration of conformity (es)** 287 kB, 14.11.2017

Code: mrl\_shg-scg-sdg\_es

**Operating instructions and Declaration of conformity (en)** 332 kB, 08.11.2017

Code: mrl\_shg-scg-sdg\_en

**CCC certification (en)** 2 MB, 11.12.2017

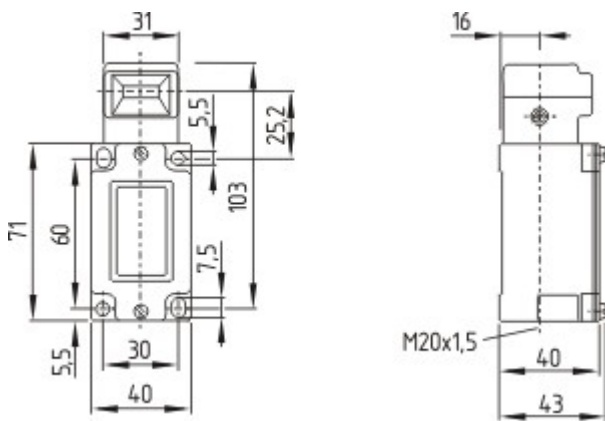
Code: q\_shgp01

**CCC certification (cn)** 2 MB, 11.12.2017

Code: q\_shgp02

## Images

---



Dimensional drawing (basic component)

---

## System components

---

### Actuator



#### 101025451 - BOF/HIS.2

- Minimum actuating radius 400 mm
  - Flexible actuator
-



**101025450 - BOF/HIS.1**

- Minimum actuating radius 400 mm
  - Flexible actuator
- 



**101014463 - BOWR**

- Minimum actuating radius 350 mm
  - Angled actuator
- 



**101014461 - BOR**

- Minimum actuating radius 350 mm
  - Straight actuator
- 



**101014462 - BOW**

- Minimum actuating radius 400 mm
  - Angled actuator
- 



**101014460 - BO**

- Minimum actuating radius 400 mm
  - Straight actuator
-