

Datasheet - RLDEWS24



Command and signalling devices / Contact and light terminal blocks (RF/RL) System / Light terminal blocks with integrated multi-LED / Light terminal block RLDE



- Screw connection
- Mounting flange position 3
- white LED
- 24

(Minor differences between the printed image and the original product may exist!)

Ordering details

Product type description	RLDEWS24
Article number	101195136
EAN Code	
eCl@ss	27-37-13-02

Approval

Approval



Global Properties

Permanent light	Leuchtelement RLDE
Standards	IEC/EN 60947-1, EN 60947-5-1
Compliance with the Directives (Y/N)	No
Terminal designations	X1-X2
Mounting position	arbitrarily
Materials	
- Material of the housings	Plastic, glass-fibre reinforced thermoplastic self-extinguishing
Weight	23

Mechanical data

Connection type	Screw connection
Cable section	
- Min. Cable section	0,5, rigid 0,5, flexible
- Max. Cable section	2,5, rigid 1,5, flexible
Tightening torque for the terminals	1
Mounting flange position	3
mounting	pluggable
terminals	Protection against polarity reversal

Ambient conditions

Ambient temperature	
- Min. environmental temperature	-25
- Max. environmental temperature	+75
Protection class	
- Protection class-Terminals	IP20

Electrical data

Rated insulation voltage	440
--------------------------	-----

LED switching conditions display

With integrated LED (Y/N)	Yes
LED switching conditions display	
- Supply voltage	24
- colour of the LED	<input type="checkbox"/> White






Dimensions

Dimensions	
- Width	10
- Length	46
- Depth	45

Diagram



Note Diagram

-  positive break NC contact
-  active
-  no active
-  Normally-open contact
-  Normally-closed contact

Images

