

Datasheet - AZ 17-11ZRK-ST

Safety switch with separate actuator / AZ 17



Preferred typ



- Thermoplastic enclosure
- Double-insulated
- Long life
- 30 mm x 60 mm x 30 mm
- Small body
- Multiple coding
- High level of contact reliability with low voltages and currents
- Insensitive to soiling
- 8 actuating planes
- Connector M12 x 1, 4-pole

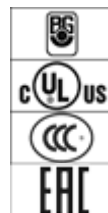
(Minor differences between the printed image and the original product may exist!)

Ordering details

Product type description	AZ 17-11ZRK-ST
Article number	101140774
EAN Code	4030661119731
eCl@ss	27-27-26-02

Approval

Approval



Classification

Standards	EN ISO 13849-1
B10d Normally-closed contact (NC)	2.000.000
B10d Normally open contact (NO)	1.000.000
- notice	at 10% Ie and ohmic load
Mission time	20 Years
notice	

$$MTTF_d = \frac{B_{rod}}{0,1 \times n_{op}}$$

$$n_{op} = \frac{d_{op} \times h_{op} \times 3600 \text{ s/h}}{t_{cycle}}$$

Global Properties

Permanent light	AZ 17
Standards	EN 60947-5-1, BG-GS-ET-15
Materials	
- Material of the housings	Plastic, glass-fibre reinforced thermoplastic, self-extinguishing
- Material of the contacts	Silver
Housing coating	None
Weight	85

Mechanical data

Design of electrical connection	Connector M12
Mechanical life	> 1.000.000 operations
higher Latching force (Y/N)	Yes
Latching force	30
Positive break force	17 N
positive break travel	11 mm
Max. Actuating speed	2 m/s

Ambient conditions

Protection class	IP67 to IEC/EN 60529
------------------	----------------------

Electrical data

Design of control element	Normally open contact (NO), Opener (NC)
Switching principle	Creep circuit element
Number of auxiliary contacts	1
Number of safety contacts	1
Rated impulse withstand voltage U_{imp}	4 kV
Rated insulation voltage U_i	250 V
Thermal test current I_{the}	10 A
Utilisation category	AC-15: 230 V / 4 A DC-13: 24 V / 4 A
Max. fuse rating	6 A gG D-fuse

ATEX

Explosion protection categories for gases	None
Explosion protected category for dusts	None

Dimensions

Dimensions of the sensor	
- Width of sensor	30
- Height of sensor	80.5
- Length of sensor	30

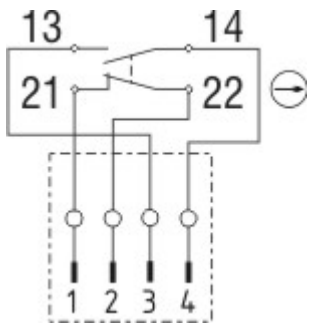
notice

Individual coding available on request






Included in delivery

Actuators must be ordered separately.
Slot sealing plugs

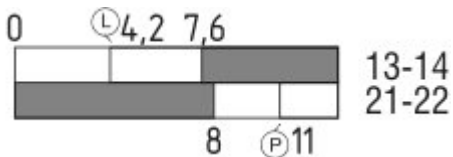
Diagram








Note Diagram

-  positive break NC contact
-  active
-  no active
-  Normally-open contact
-  Normally-closed contact

Switch travel diagram



Notes Switch travel diagram

-  Contact closed
-  Contact open
-  Setting range
-  Break point
-  Positive opening sequence/- angle
- VS** adjustable range of NO contact
- VÖ** adjustable range of NC contact
- N** after travel

Documents

Operating instructions and Declaration of conformity (pl) 526 kB, 24.09.2018

Code: mrl_az17_pl

Operating instructions and Declaration of conformity (ro) 511 kB, 25.01.2012

Code: mrl_az17_ro

Operating instructions and Declaration of conformity (sv) 491 kB, 07.08.2015

Code: mrl_az17_sv

Operating instructions and Declaration of conformity (jp) 749 kB, 24.09.2018

Code: mrl_az17_jp

Operating instructions and Declaration of conformity (it) 494 kB, 24.09.2018

Code: mrl_az17_it

Operating instructions and Declaration of conformity (da) 510 kB, 25.01.2012

Code: mrl_az17_da

Operating instructions and Declaration of conformity (br) 381 kB, 18.12.2018

Code: ace_mrl_az17_br

Operating instructions and Declaration of conformity (es) 496 kB, 24.09.2018

Code: mrl_az17_es

Operating instructions and Declaration of conformity (de) 486 kB, 05.04.2018

Code: mrl_az17_de

Operating instructions and Declaration of conformity (en) 495 kB, 24.09.2018

Code: mrl_az17_en

Operating instructions and Declaration of conformity (fr) 525 kB, 24.09.2018

Code: mrl_az17_fr

Operating instructions and Declaration of conformity (nl) 496 kB, 24.09.2018

Code: mrl_az17_nl

Operating instructions and Declaration of conformity (pt) 498 kB, 24.09.2018

Code: mrl_az17_pt

Operating instructions and Declaration of conformity (cs) 551 kB, 24.09.2018

Code: mrl_az17_cs

BG-test certificate (en) 159 kB, 26.11.2015

Code: z_z17p02

BG-test certificate (de) 181 kB, 26.11.2015

Code: z_z17p01

CCC certification (cn) 3 MB, 18.10.2017

Code: q_175p03

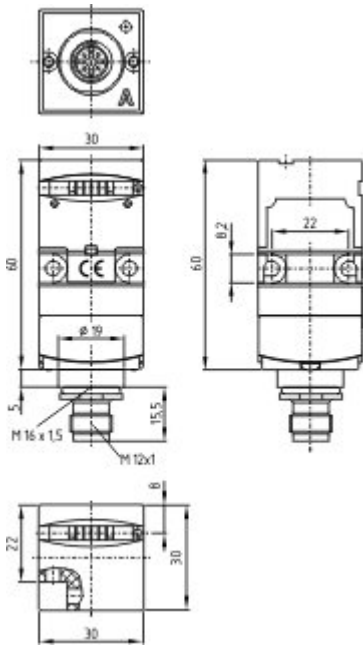
CCC certification (en) 3 MB, 29.08.2017

Code: q_175p02

EAC certification (ru) 844 kB, 05.10.2015

Code: q_6037p17_ru

Images



Dimensional drawing (basic component)

K.A. Schmersal GmbH & Co. KG, Mödinghofe 30, D-42279 Wuppertal

The data and values have been checked thoroughly. Technical modifications and errors excepted.

Generiert am 13.02.2019 - 14:37:19h Kasbase 3.3.0.F.64I