

## Datasheet - TV7H 236 ST-AS-2138



AS interface safety at work / Safety switchgear / Safety switches / 236 AS / AS - 236 Roller lever 7H-2138



- AS-Interface M12 connector
- Thermoplastic enclosure
- Wide range of alternative actuators
- Good resistance to oil and petroleum spirit
- 30 mm x 77 mm x 30 mm
- Actuator heads can be repositioned by 4 x 90°
- Mounting details to EN 50047
- AS-Interface LED and status display
- Integrated AS-Interface
- Suitable for AS-i Power24
- Lever angle adjustable in 10° steps

(Minor differences between the printed image and the original product may exist!)

### Ordering details

Product type description	TV7H 236 ST-AS-2138
Article number	TV7H 236 ST-AS-2138
EAN Code	
eCl@ss	27-27-26-01

### Approval

Approval



### Classification


Standards	EN ISO 13849-1, IEC 61508
PL	up c
Control category	up 1
PFH	1.14 x 10 <sup>-6</sup> /
- notice	up to max. 100000 switching cycles/year
SIL	up 1
Mission time	20 Years

If a fault exclusion for hazardous damage of the 1-channel mechanics is authorized and an adequate protection against tampering is ensured, suitable for use up to:

Standards	EN ISO 13849-1, IEC 61508
PL	up d
Control category	up 3
PFH value	1.01 x 10 <sup>-7</sup> /
- notice	up to max. 100000 switching cycles/year
SIL	up 2
Mission time	20 Years

## Global Properties

---

Permanent light	AS - Rollenschwenkhebel 7H 236-2138
Standards	EN 50295, EN 60947-5-1, EN ISO 13849-1, IEC 61508
Compliance with the Directives (Y/N) 	Yes
Suitable for safety functions (Y/N)	Yes
Materials	
- Material of the housings	Plastic, glass-fibre reinforced thermoplastic, self-extinguishing
- Lever material	Metal film
- Roller material	Plastic
- Material of the connector	Plastic
- Material of the contacts	Silver
Housing coating	
Housing construction form	Norm construction design
Weight	

## Mechanical data

---

Design of electrical connection	connector plug M12, 4-pole
Mechanical life	1.000.000 operations
Switching frequency	5000
Design of actuating element	Roller lever
actuating torque	15
restistance to shock	30 / 11
Resistance to vibration	10 ... 150, Amplitude 0,35 / 5
Positive break torque	18.5
Actuating speed for vertical actuation	
- Max. Actuating speed	1

## Ambient conditions


---

Ambient temperature	
- Min. environmental temperature	-25
- Max. environmental temperature	+60
- Min. Storage and transport temperature	-25
- Max. Storage and transport temperature	+85
Relative humidity	30 ... 95
- non-condensing	
- non-icing	
Protection class	IP67 to IEC/EN 60529
Protection rating	II

## Electrical data

---

Design of control element	Opener (NC)
Switching principle	Creep circuit element

- positive break NC contact 	
Number of auxiliary contacts	0
Number of safety contacts	2
Rated impulse withstand voltage	800
Rated insulation voltage	32
Thermal test current	10 A
Utilisation category	AC-15: 230 V / 4 A, DC-13: 24 V / 1 A
Max. fuse rating	6 A gG D-fuse

## Electrical data - AS interface

---

AS-i Supply voltage	18 ... 31.6 VDC, Protection against polarity reversal
AS-i operating current	≤ 50
AS-i Device insulation	internally short-circuit proof
AS-i Specification	
- version	V 3.0
- Profile	S-0.B.F.F
AS-i Inputs	
- Channel 1	Data bits DI 0/DI 1= dynamic code transmission
- Channel 2	Data bits DI 2/DI 3= dynamic code transmission
AS-i Outputs	DO 0 ... DO 3 not used
AS-i Parameter bits	P1 ... P3 not used
- P0	Channel 2 switched
AS-i input module address	0
- Default on address 0, programmable via the AS-Interface Master or Hand-held programming device	

## LED switching conditions display

---

LED switching conditions display (Y/N)	Yes
AS-i LED switching conditions display	
(1) yellow LED	Channel 1 / AS-i SaW Bit 0,1
(2) green/red LED (AS-i duo LED)	Supply voltage / Communication error / slave address = 0
(3) yellow LED	Channel 2 / AS-i SaW Bit 2,3

## ATEX

---

Explosion protection categories for gases	None
Explosion protected category for dusts	None

## Dimensions

---

Dimensions of the sensor	
- Width of sensor	30
- Height of sensor	172
- Length of sensor	49

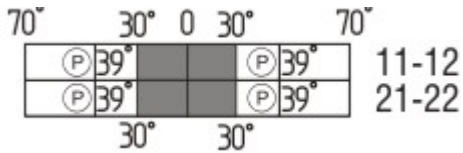
## Pin assignment

---






1	AS interface +
2	None
3	AS interface -
4	None
5	Functional earth connection

## Switch travel diagram

---



Notes Switch travel diagram

-  Contact closed
  -  Contact open
  -  Setting range
  -  Break point
  -  Positive opening sequence/- angle
- VS** adjustable range of NO contact  
**VÖ** adjustable range of NC contact  
**N** after travel

## Ordering suffix

---

The applicable ordering suffix is added at the end of the part number of the safety switch.

Order example: TV7H 236 ST-AS-2138-**Z**

...-**Z** Actuator head gasket

...-**FK** \$missingName\$

## Ordering code

---

(1)(2) 236 (3)-AS

(1)

**Z** Snap action

**T** Slow action

(2)

**S** Plunger S

**R** Roller plunger R

**1R** Offset roller lever 1R

**K** Angle roller lever K

**3K** Angle roller lever 3K

**4K** Angle roller lever 4K

**K4** Angle roller lever K4

**1H** Roller lever 1H

**12H** Roller lever 12H

**14H** Roller lever 14H

**7H** Roller lever 7H

(3)

**ST** connector plug M12, Plastic

**FK** Connection for flat cable

## Documents

---

**Operating instructions and Declaration of conformity (it)** 309 kB, 09.10.2018

Code: mrl\_zt235-236as\_it

**Operating instructions and Declaration of conformity (pt)** 314 kB, 09.10.2018

Code: mrl\_zt235-236as\_pt

**Operating instructions and Declaration of conformity (de)** 320 kB, 09.10.2018

Code: mrl\_zt235-236as\_de

**Operating instructions and Declaration of conformity (es)** 312 kB, 09.10.2018

Code: mrl\_zt235-236as\_es

**Operating instructions and Declaration of conformity (da)** 301 kB, 09.10.2018

Code: mrl\_zt235-236as\_da

**Operating instructions and Declaration of conformity (nl)** 346 kB, 09.10.2018

Code: mrl\_zt235-236as\_nl

**Operating instructions and Declaration of conformity (en)** 313 kB, 09.10.2018

Code: mrl\_zt235-236as\_en

**Operating instructions and Declaration of conformity (fr)** 314 kB, 09.10.2018

Code: mrl\_zt235-236as\_fr

**Operating instructions and Declaration of conformity (jp)** 422 kB, 09.10.2018

Code: mrl\_zt235-236as\_jp

**Operating instructions and Declaration of conformity (pl)** 327 kB, 09.10.2018

Code: mrl\_zt235-236as\_pl

**TÜV certification (de, en)** 249 kB, 20.01.2017

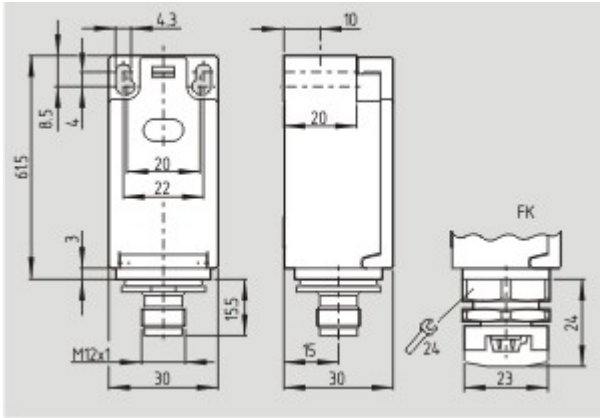
Code: z\_235p03

## Images

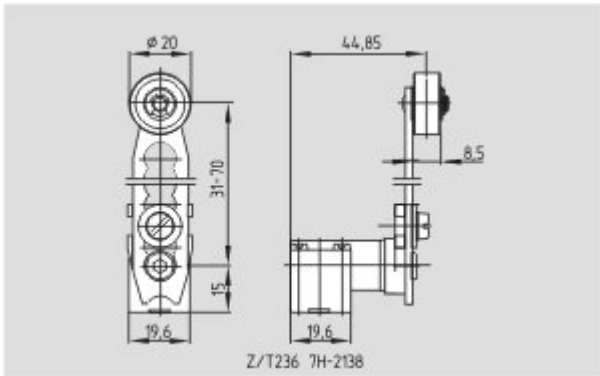
---



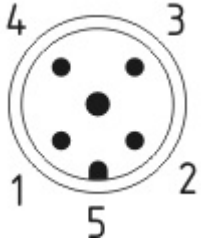
Product photo



Dimensional drawing (basic component)



Dimensional drawing (actuator)



Contact arrangement