

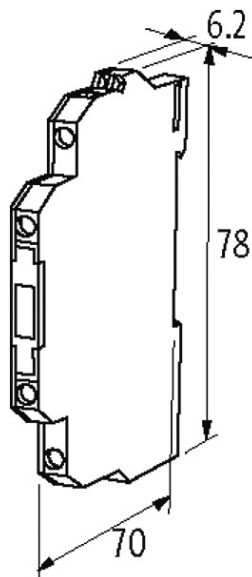
## MIRO 6.2 OPTO-COUPLER MODULE

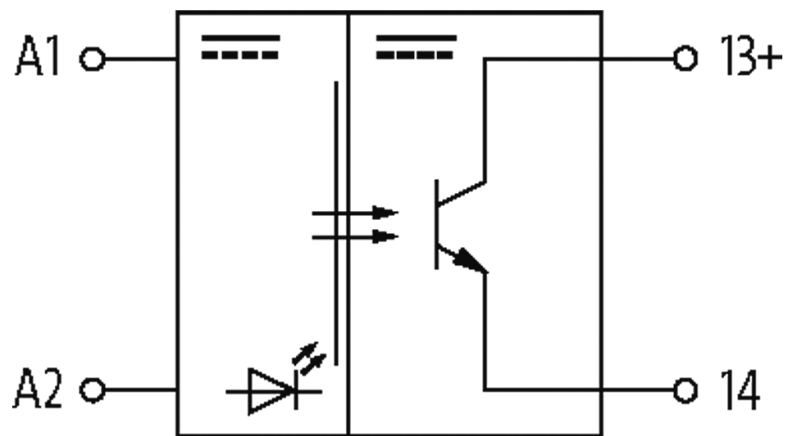
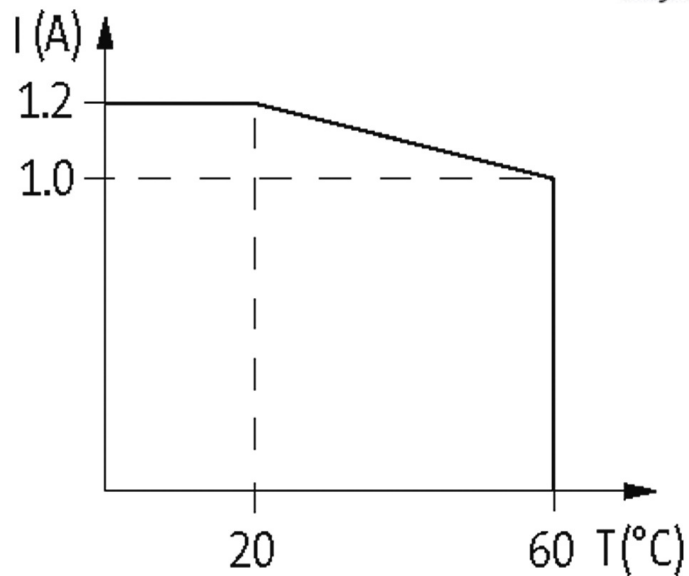
IN: 30 VDC - OUT: 48 VDC / 1 A

Transistor 1 A  
24 V DC  
Screw terminals

### [Link to Product](#)

#### Illustration





Product may differ from Image

### Input

Voltage range ON	11...30 V DC
Voltage range OFF	0...5 V DC
Control current	6 mA
LED display	LED (yellow)

### General data

Test isolation voltage	500 V
Mounting method	DIN-rail mountable (EN 60715)
Housing	Black plastic, flame retardant
Temperature range	-20...+60 °C
Dimensions H × W × D	78×6.2×70 mm

### Output

Switching voltage	3...48 V DC
Switching current per output	500 µA...1 A
Saturation voltage (across output)	max. 0.12 V DC
Leakage current (output is open)	max. 25 µA

The information in this brochure has been compiled with the utmost care.

Liability for the correctness completeness and topicality of the information is restricted to gross negligence. Version: 03/19

Switching time ON/OFF	1.5/1 ms (100 mA load)
Switching frequency	max. 40/4 Hz (resist./ind.)

**Commercial data**

country of origin	CZ
customs tariff number	85414090
EAN	4048879026826
eClass	27371604
Packaging unit	1