

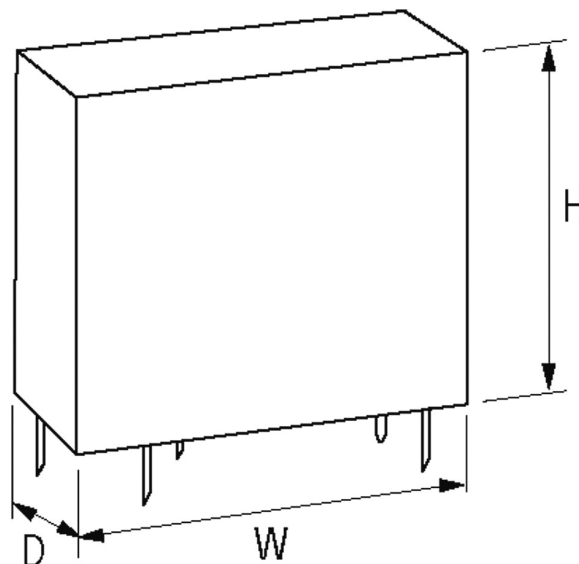

## RELAY 24V DC

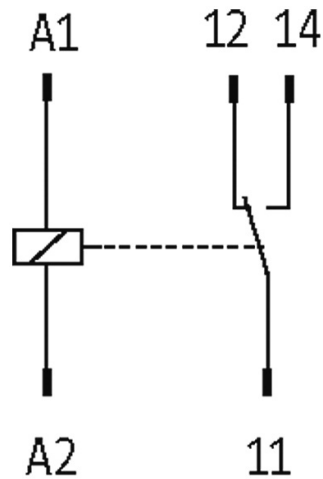
IN: 24 VDC - OUT: 250 VAC/DC / 16 A

1 NO/NC contact  
24 V AC/DC

### [Link to Product](#)

#### Illustration



*stay connected*

|    |   |   |    |
|----|---|---|----|
| 14 | - | - | 14 |
| 11 | - | - | 11 |
| 12 | - | - | 12 |
| A1 | - | - | A2 |

Relay down side

Product may differ from Image

### Technical Data

|                                  |                     |
|----------------------------------|---------------------|
| Switching voltage                | max. 250 V AC/DC    |
| Switching current                | max. 16 A           |
| Power rating (voltage dependent) | max. 4 000 VA/300 W |
| Min. load current                | 100 mA (12 V DC)    |
| Max. power (W)                   | max. 1.6 VA/0.65 W  |
| Switching time                   | 15/20 ms            |

### General data

|                      |                      |
|----------------------|----------------------|
| Dimensions H × W × D | 25×29×12.4 mm        |
| Material (contact)   | Ag Sn O <sub>2</sub> |

### Commercial data

|                       |               |
|-----------------------|---------------|
| country of origin     | IT            |
| customs tariff number | 85364900      |
| EAN                   | 4048879025850 |
| eClass                | 27371001      |
| Packaging unit        | 1             |