

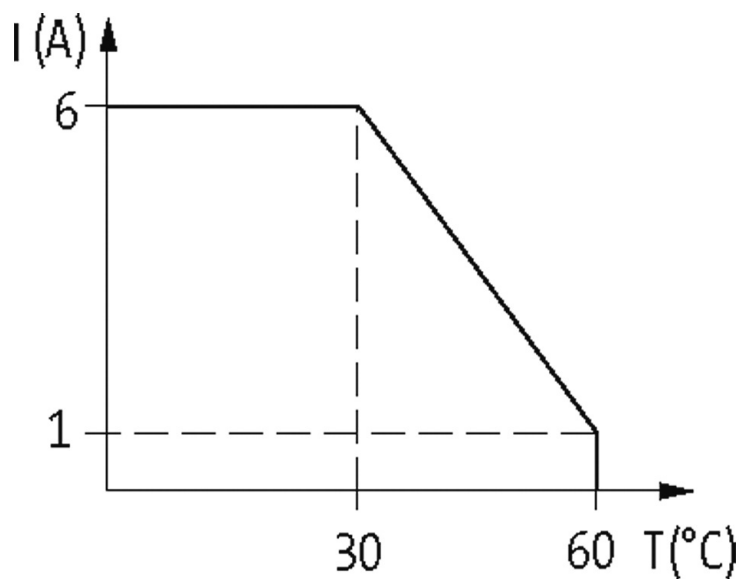
MIRO 6.2 24VDC-1U INPUT RELAY

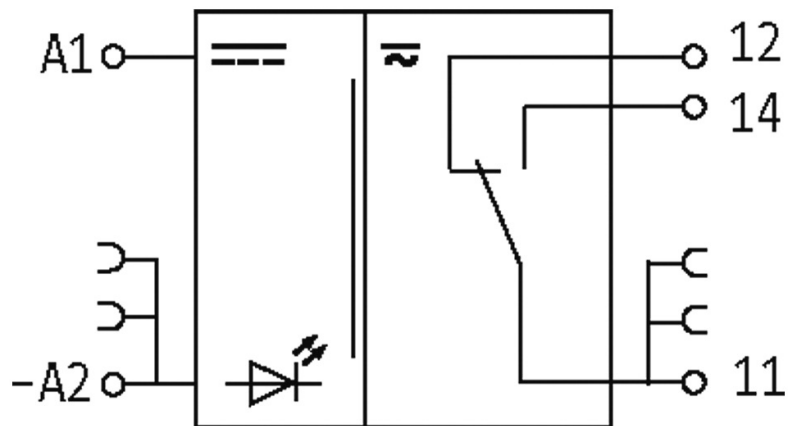
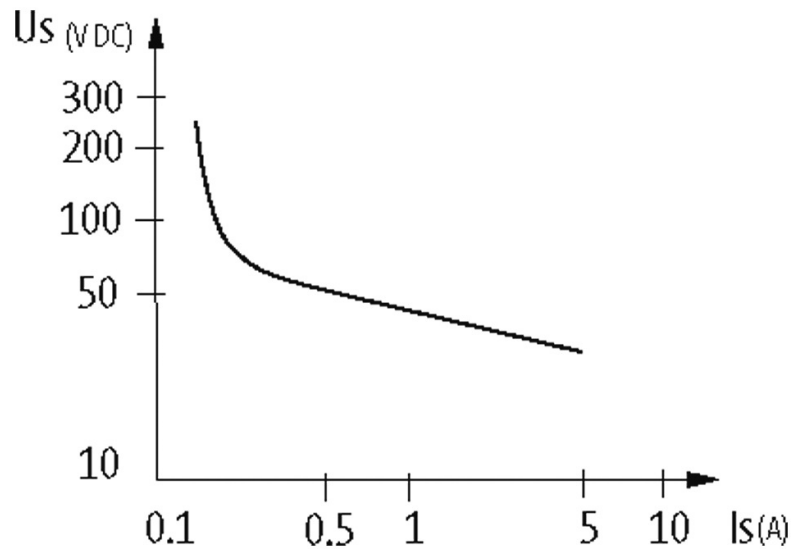
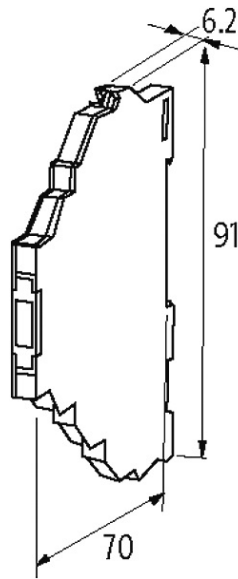
IN: 24 VDC - OUT: 250 VAC/DC / 6 A

24 V DC

Spring clamp terminals

When the max. switching voltage/current is exceeded the gold plating is destroyed. The relay will then take on the properties of an output type.

[Link to Product](#)**Illustration**



Product may differ from Image

Approvals



Input

Connection voltage - current	24 V DC (19.2...30 V DC) - 14 mA
LED display	LED (yellow)

Utilization category

AC-12	6 A (24/110/230 V AC)
AC-15	3 A (24/110/230 V AC)
DC-13	1 A (24 V DC); 0.2 A (110 V DC); 0.1 A (230 V DC)

General data

Mech./elect. life	20 000 000 switching cycles/load dependent
Test isolation voltage	4 kV; safe separation (EN 60947-1)
Mounting method	DIN-rail mountable (EN 60715)
Temperature range	-20...+55 °C
Dimensions H × W × D	91×6.2×70 mm

Output

Switching voltage	max. 250 V AC/DC
Switching current per output	max. 6 A
Switching current per output (Signal)	max. 20 mA
Min. load current	1 mA (12 V DC)
Power rating (voltage dependent)	max. 1 500 VA/120 W
Switching frequency	max. 10 Hz
Contact material	Ag Sn O ₂ hv
Energize/release/contact bounce time	10/15/1.5 ms

Commercial data

country of origin	CZ
customs tariff number	85364900
EAN	4048879022217
eClass	27371001
Packaging unit	1