

Preset counters electronic

2 presets, totalizer and batch counter

Display LED, 8-digits, programmable

NE212



NE212 - LED Preset counter

Features

- Preset counter with two presets
- Display batch counter, main counter: 6-digits
- Display totalizer: 8-digits
- Batch counter, tachometer, totalizer, hour counter
- Operating mode, start count, scaling factor programmable
- Connection: Incremental encoder or digital sensors
- Preset mode programmable
- Interface RS232, RS422, RS485

Technical data - electrical ratings

Voltage supply	85...265 VAC (50/60 Hz) 24 VDC \pm 10 %
Power consumption	15 VA, 8 W
Sensor supply	85...265 VAC: 24 VDC \pm 20 %/200 mA 24 VDC: 24 VDC \pm 20 %/200 mA
Display	LED, 7-segment display
Number of digits	8-digits - totalizer 6-digits - hour/main/ batch counter, tachometer
Digit height	7.6 mm
Function	Preset counter, Main counter with 2 presets, Batch counter with 1 preset, Totalizer, Hour counter
Scaling factor	0.0001...9999.99
Multitplier / batch counter	1...99
Count modes	Adding or subtracting Difference counting A-B Total (parallel) A+B Up/Down A 90° B phase evaluation
Counting frequency	15 Hz, 25 Hz, 10 kHz programmable
Preset	2 presets
Operating modes	Main preset, Parallel alignment, Trailing preset, Step preset
Data memory	>10 years in EEPROM
Reset	Button, electric or automatic
Outputs electronic	NPN / PNP transistor switch
Outputs relay	Potential-free change-over contact for main counter Normally open/closed potential-free for B1
Output holding time	0.01...99.99 s

Technical data - electrical ratings

Interfaces	RS232, RS422, RS485
Standard DIN EN 61010-1	Protection class II Overvoltage category II Pollution degree 2
Emitted interference	DIN EN 61000-6-4
Interference immunity	DIN EN 61000-6-2
Programmable parameters	Operating modes Sensor logic Scaling factor Count mode Control inputs
Approval	UL approval / E63076

Preset counters electronic

2 presets, totalizer and batch counter

Display LED, 8-digits, programmable

NE212

Part number

NE212. **AXA2**

Voltage supply

- 2 85...265 VAC
- 3 24 VDC

Outputs

- 1 Relay outputs, B1 normally open
- 2 Relay outputs, B1 normally closed
- 3 Electronic outputs PNP
- 4 Electronic outputs NPN

Interface

- 0 Without interface
- 1 RS485
- 2 RS422
- 3 RS232

Technical data - mechanical design

Ambient temperature	0...+50 °C
Storage temperature	-20...+70 °C
Relative humidity	80 % non-condensing
Connection	Plug-in screw terminal connector
Core cross-section	1.5 mm ²
Protection DIN EN 60529	IP 65 (face with seal)
Operation / keypad	10 figure keypad with 5 function keys
Housing type	Built-in housing
Dimensions W x H x L	72 x 72 x 108 mm
Mounting depth	108 mm
Mounting type	Clip frame for built-in housing
Cutout dimensions	68 x 68 mm (+0.7)
Weight approx.	320 g (24 VDC/85-265 VAC), 450 g (24/48 VAC)
Materials	Housing: Makrolon 6485 (PC) Keypad: Polyester

Trigger level

Optocoupler inputs	Input circuit
Control inputs	PNP- / NPN-logic
Count input	
Trigger current	9...16 mA
Switch-off current	<0.5 mA
Input resistance	1.65 kΩ
Reset input	
Trigger current	5...8 mA
Switch-off current	<0.5 mA
Input resistance	3.3 kΩ
Relay outputs	Output circuit
Switching voltage max.	250 VAC / 110 VDC
Switching current max.	1 A
Switching capacity max.	150 VA / 30 W
Relay responding time	5 ms
Electronical outputs	Output circuit
PNP-switching transistor	Open collector
Switching voltage	24 VDC ±20 %
Switching current max.	10 mA (AC) 50 mA (DC)
NPN-switching transistor	Open collector
Switching voltage max.	35 V
Switching current max.	50 mA

Preset counters electronic

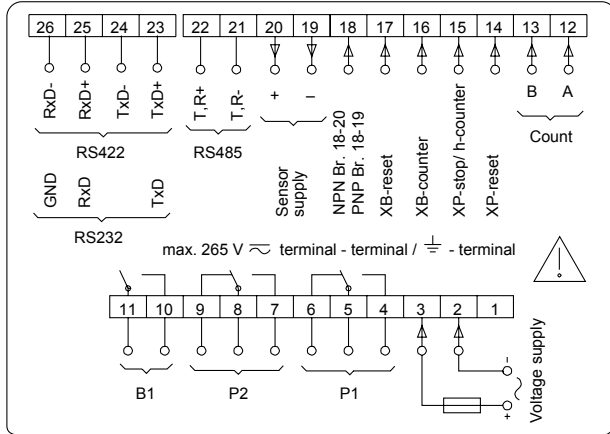
2 presets, totalizer and batch counter

Display LED, 8-digits, programmable

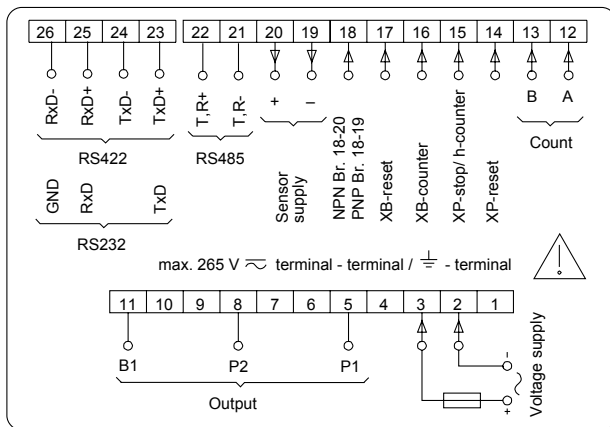
NE212

Connection diagram

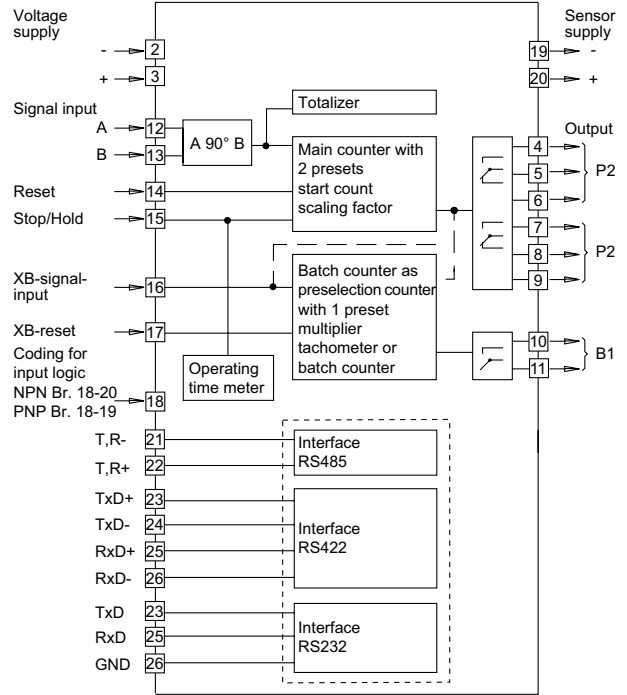
Relay outputs



Electronic outputs



Block circuit diagram



Preset counters electronic

2 presets, totalizer and batch counter
Display LED, 8-digits, programmable

NE212

Dimensions

