



## features

- Integrated flash controller
- User management
- Password protection
- Backup & Restore function
- Coordinate transformation
- flexible result conjunction
- Download VeriSens® Application Suite: [www.baumer.com/vs-sw](http://www.baumer.com/vs-sw)



## general data

resolution	640 × 480 px
sensor type	1/4" CCD, monochrome
illumination	direct connection (integrated flash controller)
illumination connection	as accessory
high-resolution mode	max. 50 inspections per second
high-speed mode (limited resolution)	max. 100 inspections per second
number of jobs (products)	≤ 255
features per job	32
signal processing	Baumer FEX® 4.0
defect image memory	32
lens	C-mount

## electrical data

voltage supply range +Vs	18 ... 30 V DC
power consumption	typical 5 W ( $I_{max} = 1,5 \text{ A at } 24 \text{ V}$ )
digital inputs	5 inputs (8 ... 30 V) trigger job selection external teach-in encoders (CH-A, CH-B) 500 kHz
digital outputs	5 outputs (PNP) Pass / Fail Flash Sync Alarm Camera Ready Output Enable
initial setup	Ethernet (10BASE-T / 100BASE-TX)
process interface	TCP/UDP (Ethernet)
visualization	web interface

## non-volatile memory

flash memory size	256 Mbit Flash S29GL256P10FFI010
-------------------	-------------------------------------

## integrated flash controller

voltage	12 V DC or 24 V DC (permanent) 24 V DC or 48 V DC (pulsed)
current	$I_{max} = 800 \text{ mA at } 24 \text{ V DC}$ (permanent) (±10 %, at least ± 100 mA, at 25 °C) $I_{max} = 4 \text{ A at } 48 \text{ V DC}$ (pulsed) (+10/-20 %, at least ± 100 mA, at 25 °C)
flash time	max. 1 ms (Duty Cycle max. 1:10)

## mechanical data

width	53 mm (without lens/tube)
height	99,5 mm (without lens/tube)
depth	49,8 mm (without lens/tube)
weight	≤ 300 g (without lens/tube)
material	housing: aluminum cover glass: PMMA

## environmental conditions

operating temperature	+5 ... +50 °C
storage temperature	-20 ... +70 °C
case temperature	max. +50 °C
humidity	0 ... 90 % (non-condensing)
protection class	IP 67 (with tube)
vibration load	IEC 60068-2-6 IEC 60068-2-64
mechanical shock resistance	EN 60068-2-27

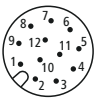
## conformity

conformity	CE RoHS KC (R-R-BkR-VeriSens-XC-IP) EAC
------------	--

**feature checks**

part location	part location on contours part location on edges part location on circle part location on text line
geometry	distance circle angle count edges point position edge characteristics
feature comparison	count contour points contour comparison brightness contrast area size count areas pattern comparison

**electrical connection M12 / 12-pin, A-coded (on device)**



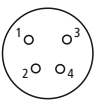
1: PWR (+18-30 V DC)	7: OUT3
2: Ground	8: IN3
3: IN1 (Trigger)	9: OUT4
4: OUT1	10: IN4
5: IN2	11: IN5
6: OUT2	12: OUT5

**Ethernet connection M12 / 4-pin (on device)**



1: TD+	3: TD-
2: RD+	4: RD-

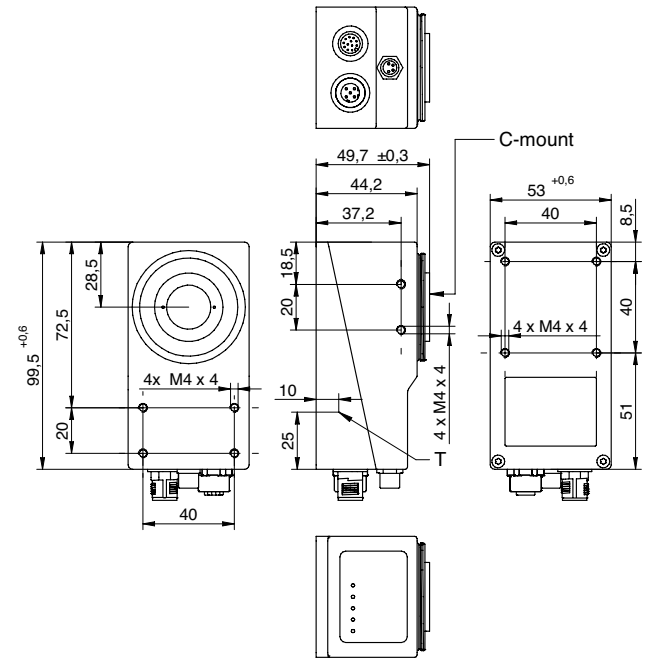
**electrical connection illumination M8 / 4-pin (on device)**



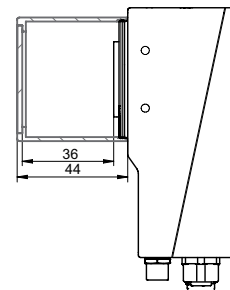
1: +24 V or +48 V Flash	3: Ground
2: +12 V or +24 V Flash	4: Flash Sync

voltage outputs configurable by software

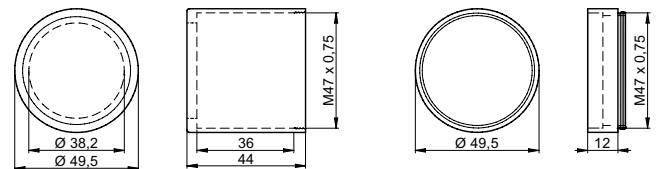
**dimension drawing**



**C-mount support**



**XC Tube, XC Tube Module**



The product characteristics and technical data provided do not express or imply any warranty. Technical modifications and errors reserved.