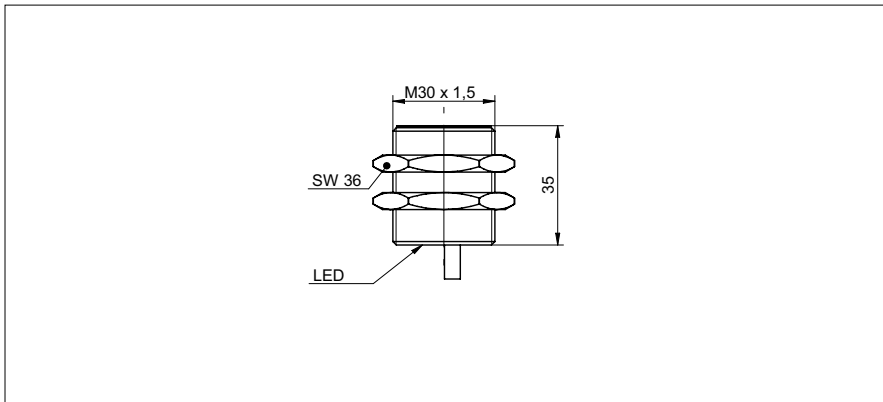


Inductive proximity switch

IR30.P18S-11174005

dimension drawing



general data

mounting type	flush
special type	enhanced distance (GammaProx)
nominal sensing distance S_n	18 mm
temperature drift	$\pm 10 \%$
hysteresis	3 ... 20 % of S_r
output indicator	LED red
correction factor typ.	mild steel 100 %, stainless steel 70 %, aluminum 40 %

electrical data

switching frequency	< 500 Hz
voltage supply range +Vs	6 ... 36 VDC
current consumption max. (no load)	10 mA
output circuit	PNP complementary (NO / NC)
voltage drop V_d	< 2 VDC
output current	< 200 mA
short circuit protection	yes
reverse polarity protection	yes

mechanical data

type	cylindrical threaded
material (sensing face)	PBT
housing material	brass nickel plated
dimension	30 mm
housing length	35 mm
connection types	cable, 2 m
tightening torque max.	140 Nm

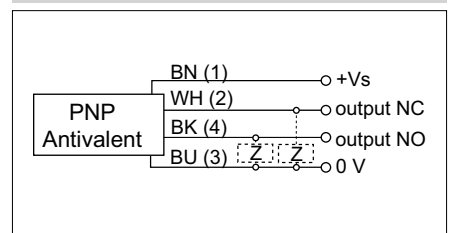
ambient conditions

operating temperature	-25 ... +75 °C
protection class	IP 67

photo



connection diagram

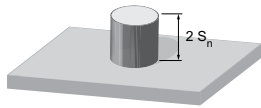


- increased sensing distance
- complementary output

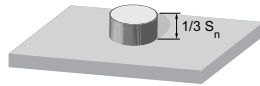
Inductive proximity switch

IR30.P18S-11174005


correction factors for different mounting situations (approximate values)



Mounting material	Correction factor
Mild steel	100 %
Stainless steel	100 %
Aluminum	100 %



Mounting material	Correction factor
Mild steel	105 %
Stainless steel	105 %
Aluminum	100 %



Mounting material	Correction factor
Mild steel	not possible
Stainless steel	not possible
Aluminum	75 %

mounting instructions

