

## Microwave meter

### Series MFP

Analog output or  
2x PNP output

High precision

Water-based liquids

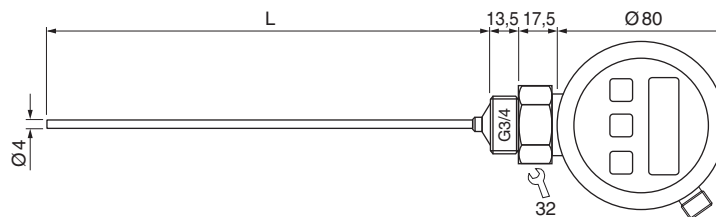
Guided Microwave



### Design

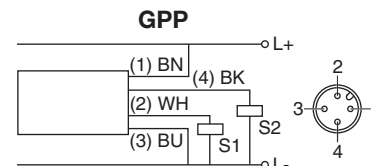
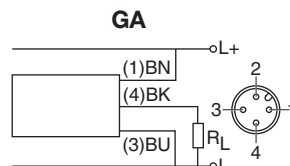
DC Analog / DC PNP • G3/4

### Dimensions



Design	Single probe	Single probe	Sensor length The total length L of the sensors is specified by appending "xxx" to the type. xxx: Length in cm  Preferred lengths GA 300 mm: LM030 500 mm: LM050 800 mm: LM080  Preferred lengths GPP 300 mm: LM030 500 mm: LM050 800 mm: LM080  Note: Installation rules have to be observed.
Output	4...20 mA, linear 	2x PNP, programmable  	
ID-No.	P.....	P.....	
Type-sensor length L	MFP 075 GA-LMxxx	MFP 075 GPP-LMxxx	
Supply voltage [V]	20...27 DC	20...27 DC	
Current consumption [mA]	< 45	< 45	
Current output [mA]	4...20	-	
Load resistance R <sub>L</sub> [Ω]	200...500	-	
Switching current [mA]	-	200	
Reverse protection	•	•	
Precision [mm]	5	5	
Transition zone* [mm]	top: 25, bottom: 15	top: 25, bottom: 15	
Ambient temperature [°C]	0...+70	0...+70	
Medium temperature [°C]	0...+80	0...+80	
Sensitivity [ε <sub>r</sub> ]	≥ 20	≥ 20	
Protection [EN 60529]	IP 67	IP 67	
Housing material	Aluminium		
Material	AISI 316 Ti, PTFE		
Sealing material	NBR, AFM 34, different material on request		
Compressive strength [bar]	10 (25 °C)		
Connection	M12 connector		

\* Depending on the installation conditions and the medium, deviations from the specified measuring accuracy can occur in this area.



### Accessories

connecting cable SLG / SLW 3..., SLG / SLW 4..., see page 2.44