

ITEM 116514 CET3-AS-CRA-CB-50X-1-116514

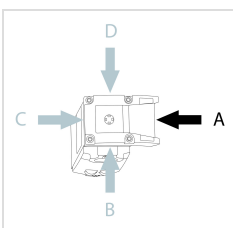
Description	Technical data	Accessories	Downloads
-------------	----------------	-------------	-----------



Features

- › Safety switch with guard locking and integrated evaluation electronics
- › Locking force up to 6500 N
- › Up to category 4/PL e according to EN ISO 13849-1
- › Multicode
- › Approach direction A (default setting on delivery)

Approach direction



- › Figure
Horizontal
Can be adjusted in 90° steps

Guard locking type

CET3 Closed-circuit current principle, guard locking by spring force.
Release by control of AS-i output 0.

Control of the guard locking solenoid

The guard locking solenoid is controlled by the control system via ASIInterface bus bit D0.

AS-Interface inputs

D0, D1 Door monitoring

D2, D3 Guard lock monitoring

Evaluation is performed via a safety monitor.

AS-Interface outputs

D0 Guard locking

D1 Red LED

D2 Green LED

LED function display

- › The ASI LED indicates the operating voltage on the bus.
- › The State LED indicates if a fault has been detected on the AS-Interface bus.
- › The green and the red LEDs can be controlled as required by the control system via the bus using bits D1 and D2.

Approvals



Mechanical values and environment

Housing material	Slide	Stainless steel
	Safety switch housing	Die-cast aluminum
Weight	Net	1 kg
Ambient temperature	At $U_B = 24V DC$	-20 ... 55 °C
Degree of protection		IP67 [1]
Resilience to vibration		In acc. with EN IEC 60947-5-2
Mechanical life		1×10^6
Installation position		Any [2]
Degree of freedom	Z	$\pm 4 mm$

	Y	±5 mm
	X	±5 mm
Switching frequency		max.0,5 Hz
Connection	1x	Plug connector M12 [3]
Approach speed		20 m/min
Guard locking principle		Closed-circuit current principle
Locking force F_{max}		6500 N
Locking force F_{Zh}		5000 N [4]

Electrical connection ratings

ASi voltage		22,5 ... 30 V 31,6 V
ASi operating current		50 mA
ASi auxiliary voltage	IEC 60742, PELV	24 V -15% ... +10%
ASi auxiliary current		480 mA
Degree of contamination (external, according to EN 60947-1)		3
ASi slave type		
According to ASI specification 2.1		EA code: 7
According to ASI specification 2.1		ID code: B
ASi data in		
According to As-i Safety at Work		D0 [5]
According to As-i Safety at Work		D1 [6]
According to As-i Safety at Work		D2 [7]
According to As-i Safety at Work		D3 [8]
ASi data out		
Guard locking solenoid		D0 [9]
LED red		D1 [10]
LED green		D2 [11]
ASi LED		
LED green		Power [12]
LED red		Fault [13]
Safety class	EN IEC 61140	III

Miscellaneous

For the approval according to UL the following applies	Operation only with UL class 2 power supply, or equivalent measures see operating instructions
--	--

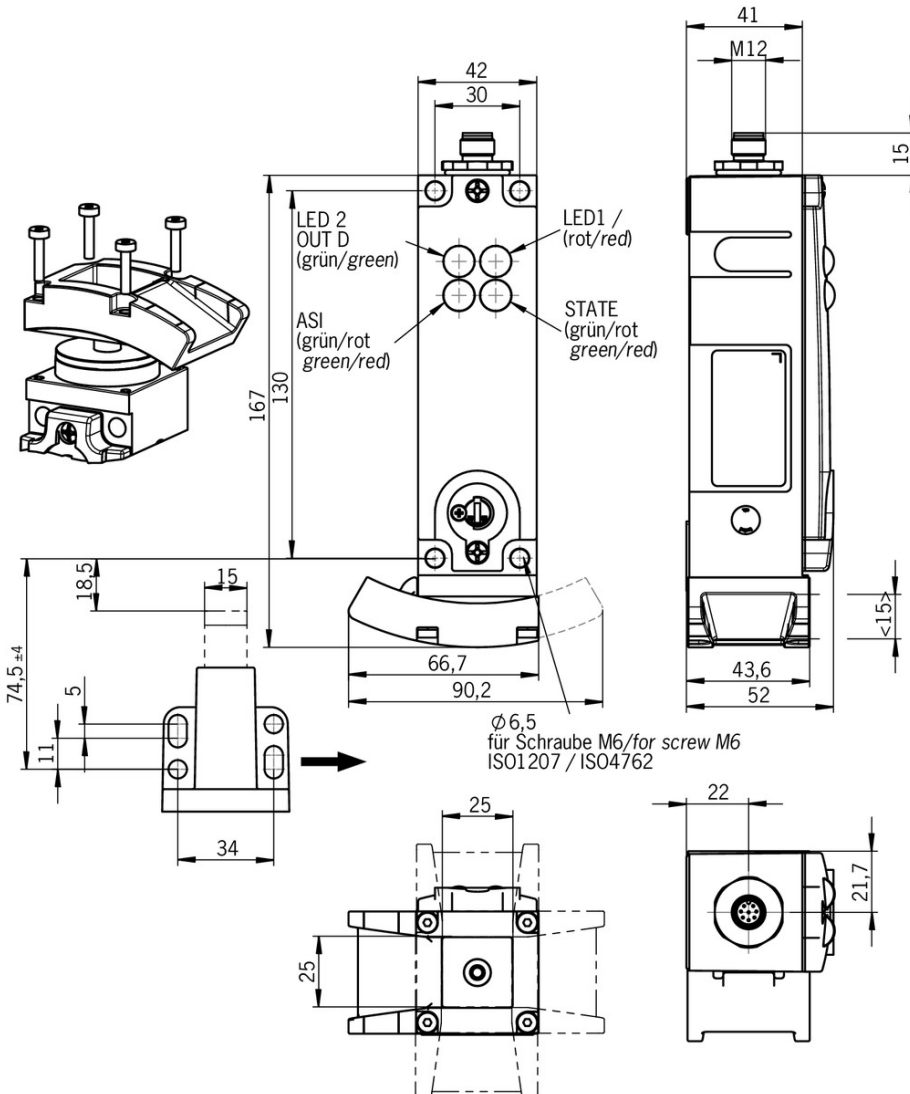
Reliability values acc. to EN ISO 13849-1

Performance Level	PL e
Category	
Head upward	3

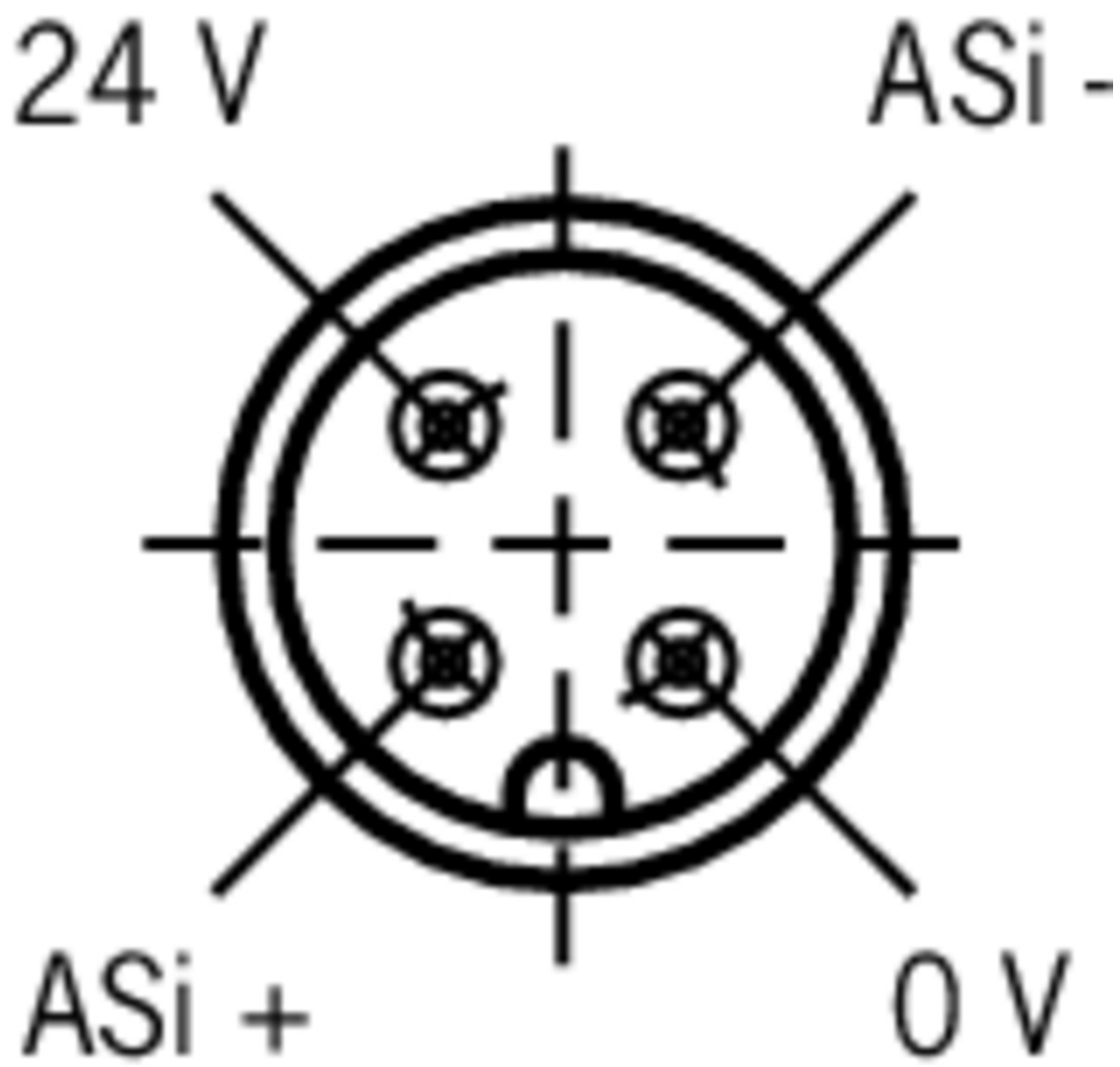
Head downward or horizontal	4
PFH _D	
Head upward	4.29×10^{-8}
Head downward or horizontal	3.1×10^{-9}
Mission time	20 y

- [1] Screwed tight plug connector/mating component
- [2] Preferably head downward
- [3] 4-pin
- [4] FZH = FMAX/1.3
- [5, 6] Door position
- [7, 8] Guard locking
- [9] 1 = Solenoid energized
- [10, 11] 1 = LED on
- [12] ASI voltage is present
- [13] Offline phase or address 0

Dimension drawing



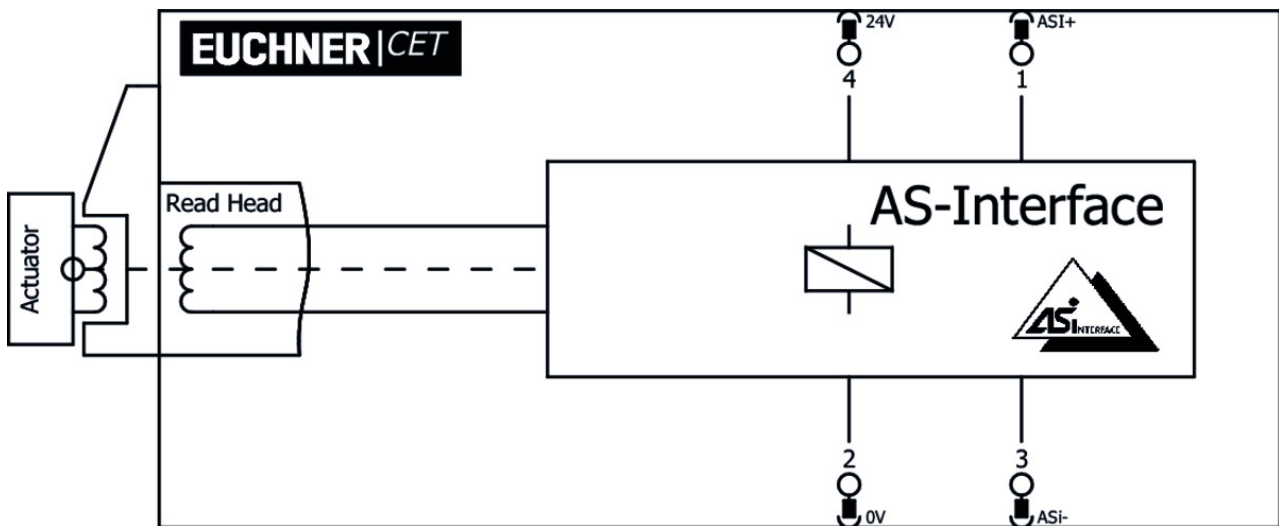
Connector assignment



Legende

View of plug side

Block diagram



Actuator

Actuator CET-A-BWK-50X



096327 CET-A-BWK-50X

Features

- › Actuator for read head/safety switch CET
- › Four safety screws M5x16 included

Bolt

Bolt CET-A-C



104309 RIEGEL CET-A-C

Features

- › Steel bolt
- › In combination with CET
- › For left or right hinged doors
- › Can be locked in open position with padlocks



109672 RIEGEL CET-A-C-C2308

Features

- › Steel bolt
- › In combination with CET
- › For left or right hinged doors
- › Can be locked in open position with padlocks
- › Bolt without door stop, suitable for swing doors

Mounting accessories

Mounting plate EMP-L-... for CET read head/switches



106695 EMP-L-CET

▼ Features

- › Mounting plate for CET read heads/switches
 - › For hinged or sliding doors
 - › Suitable for aluminum profiles 40 ... 45 mm
 - › Horizontal and vertical mounting
 - › Suitable for CET with escape release
-

▼ Mounting plate EMP-B-... for actuator CET



106694 EMP-B-CET

▼ Features

- › Mounting plate for actuator CET for hinged or sliding doors
 - › Suitable for aluminum profiles 40 ... 45 mm
 - › Horizontal and vertical mounting
 - › Made of aluminum
-

▼ Safety screws for actuators, M5 x 16

073456 M5X16/V100

▼ Features

- › Safety screws M5 x 16
 - › Packaging unit 100 pieces
-

▼ Mounting plate EM-P handle for safety switch CET



126398 AM-P-126398

▼ Features

- › Mounting plate with handle (handle included)
 - › For hinged or sliding doors
 - › Horizontal and vertical assembly circuits possible
 - › Suitable for aluminum profiles of width 30/40/50 mm
 - › Suitable for the CET mounting plates AM-P-126399 and AM-P-126400
-

▼ Mounting plate EM-P switch for safety switch CET



126399 AM-P-126399

▼ Features

- › Mounting plate for CET read heads/switches
 - › Direct mounting on aluminum profiles of width 30/40/50 mm
 - › Suitable for the mounting plates AM-P-126400 and AM-P-126398
-

▼ Mounting plate EM-P actuator for safety switch CET



126400 AM-P-126400

▼ Features

- › Mounting plate for CET actuator
 - › Suitable for mounting on aluminum profiles of width 30/40/50 mm
 - › Suitable for the mounting plates AM-P-126399 and AM-P-126398
-

Function expansion

✓ Cover for read head and actuator CET



098808 CET ABDECKUNG RECHTS

✓ Features

- › Cover for read heads / safety switches CET and actuators CET
- › For approach direction A



098807 CET ABDECKUNG LINKS

✓ Features

- › Cover for read heads / safety switches CET and actuators CET
- › For approach direction C

✓ Emergency unlocking for CET



103714 NOTENTSPERRUNG CET

✓ Mechanical key release for CET read head/switch



098850 SCHLUESSEL-HILFSENTRIEGELUNG

✓ Features

- › Identical locking
- › Key removable in “unlocked” and “locked” positions

✓ Cover for actuator CET



124979 AM-C-124979

✓ Features

- › Cover for actuator CET
- › Horizontal and vertical fastening option on the actuator
- › Mounting using 4 screws M5x16 (included with the actuator)
- › Not suitable in combination with lockout bar for actuator CET

✓ Lockout mechanism for CET actuator



122609 AE-L-CET-122609

✓ Features

- › Prevents unintentional closing of the door
- › Can be secured with padlocks
- › Not suitable in combination with cover AM-C for actuator CET



156429 AE-L-CET-156429

✓ Features

- › Prevents unintentional closing of the door
- › Can be secured with padlocks

✓ Holder for lockout mechanism CET actuator



156338 Y-CHN-A1-156338

Features

- › Holder (incl. wire rope) for lockout bar CET

Lockout bar and holder for CET actuators



155865 AE-SET-LCHN-A1-155865

Features

- › Prevents unintentional closing of the door
- › Can be secured with padlocks

Connection material

Connection cable with plug connector M12, 5-pin, 1m

089420 C-M12M05-04X034PU01,0-M12F05-089420

Features

- › For the bus coupling module
- › M12 female plug, 5-pin
- › M12 male plug, 5-pin
- › PUR cable
- › Cable length 1 m

Bus coupling module with plug connector M12, 5-pin



105756 BCM-A-P2-SEM4-1

Features

- › Conversion from M12 to ribbon cable
- › Very compact design
- › Easy handling




Instructions

Betriebsanleitung Sicherheitsschalter CET.-AS-...-CB-... (Multicode)

	Doc. no.	Version	Language	Download
Betriebsanleitung Sicherheitsschalter CET.-AS-...-CB-... (Multicode)	112685	04-10/13		1.3 MB
Operating Instructions Safety Switch CET.-AS-...-CB-... (Multicode)	112685	04-10/13		1.3 MB







Sicherheitsinformation und Wartung CET.-AS/CTP.-AS

Doc. no.	Version	Language	Download
----------	---------	----------	----------

Sicherheitsinformation und Wartung CET.- AS/CTP.-AS Safety Information and Maintanance CET.- AS/CTP.-AS	113769	03-11/15	 	 0.3 MB
--	--------	----------	---	---







Catalogs

- Sicherheitsschalter mit AS-Interface Safety Switches with AS-Interface Interrupteurs de sécurité avec AS-Interface

	Doc. no.	Version	Language	Download
Sicherheitsschalter mit AS-Interface	092164	11-04/17		 2.3 MB
Interrupteurs de sécurité avec AS-Interface	112564	11-04/17		 2.3 MB
Safety Switches with AS-Interface	092332	11-04/17		 2.3 MB

Declaration of conformity

- EU-Konformitätserklärung

	Doc. no.	Version	Language	Download
EU-Konformitätserklärung Declaración UE de conformidad Déclaration UE de conformité Dichiarazione di conformità EU declaration of conformity	2110802	10-01/17	    	 0.3 MB