


## ITEM 084682 CES-A-LNA-15P

Description	Technical data	Accessories	Downloads
-------------	----------------	-------------	-----------



### Features

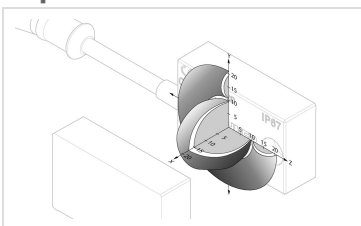
- › Cube-shaped design 42 x 25 mm
- › Hard-wired encapsulated cable made of PUR
- › Cable length 15 m
- › Two safety screws M4x14 included

### Housing material

Fortron, reinforced thermoplastic, fully encapsulated.

**Attention:** The operating distance may vary depending on the background material and installation situation.

**Important:** Actuators must be ordered separately!



#### › Typical operating distance

For a side approach direction for the actuator and read head, a minimum distance of  $s = 3$  mm must be maintained so that the operating distance of the side lobes is not entered.

## Approvals



## Mechanical values and environment

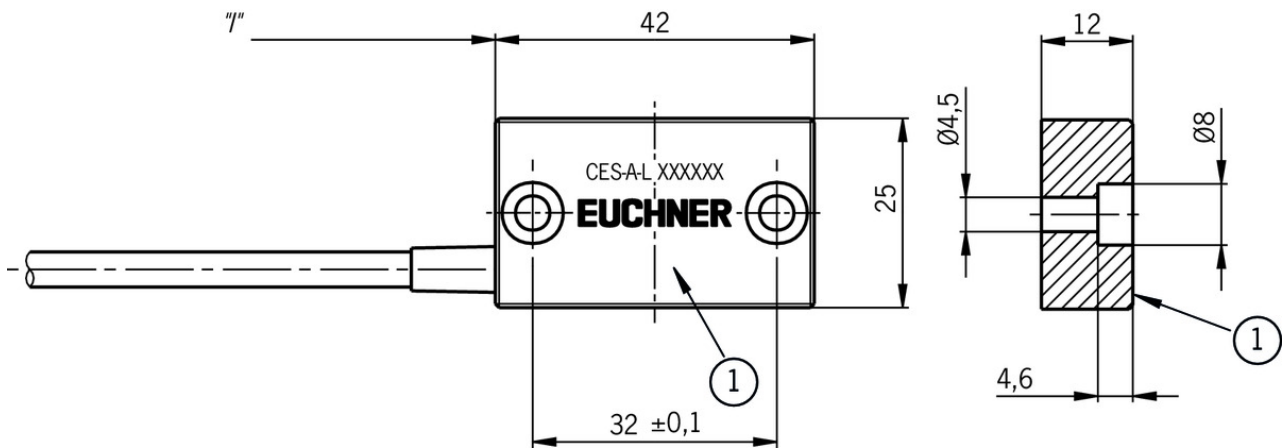
Housing material	Reinforced thermoplastic (PPS), fully encapsulated
Weight	Net 0,3 kg <sup>[1]</sup>
Ambient temperature	
Cable dynamic	-5 ... 70 °C
Cable static	-25 ... 70 °C
Degree of protection	IP67/IP69K
Installation position	Any
Tightening torque	
Fixing screws	max.1 Nm
Connection	Hard-wired encapsulated connection cable
Cable length	
Maximum allowed	max.25 m
Method of operation	Inductive

## Electrical connection ratings

Power supply	Via evaluation unit
Connecting cable	PUR (suitable for drag chain), length 15m, Ø 4.1...5.3 mm, with crimped ferrules

<sup>[1]</sup> (Incl 10m cable)

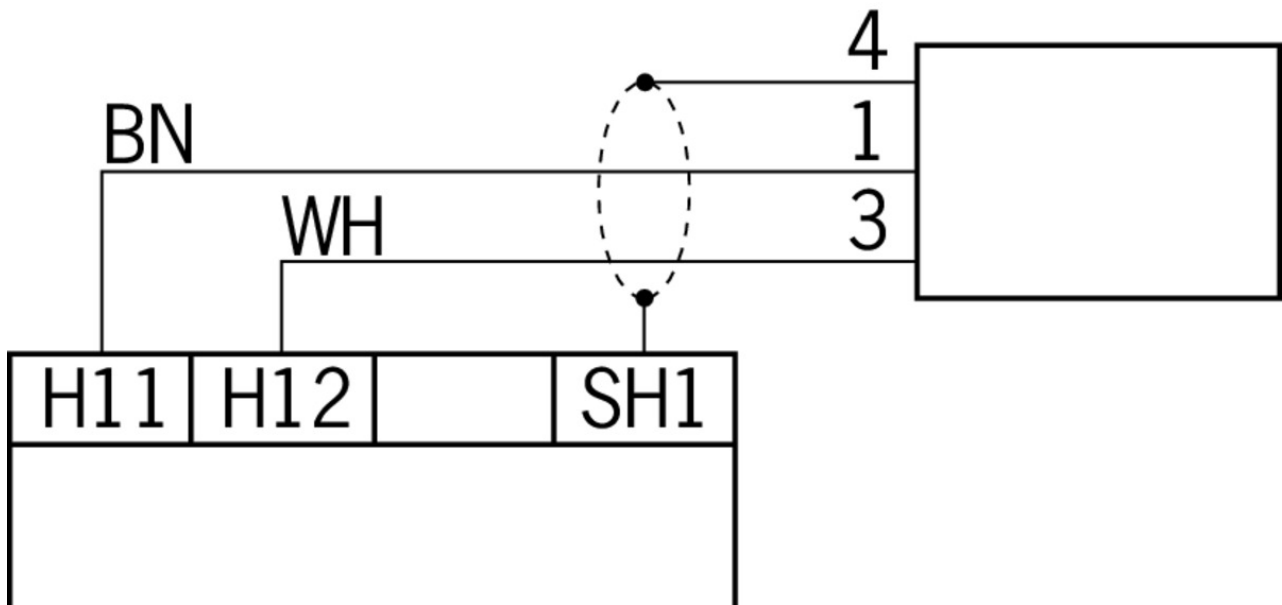
## Dimension drawing



## Legende

1 Active face

## Terminal assignment



## Actuator

✓ Actuator CES-A-BBA



**071840** CES-A-BBA

✓ Features

- › Cube-shaped design 42 x 25 mm
- › Two safety screws M4x14 included

## ▼ Actuator CES-A-BCA



### **088786** CES-A-BCA

#### ▼ Features

- › Cube-shaped design 42 x 25 mm
  - › Two safety screws M4x14 included
- 

## ▼ Actuator CES-A-BDA



### **084720** CES-A-BDA-20

#### ▼ Features

- › Round design ø 20 mm
- 



### **156935** CES-A-BDA-18-156935

#### ▼ Features

- › For safety switches CES-C01 and read heads CES-A-LNA
  - › Round design ø 18 mm
  - › For use in applications in very confined spaces
  - › Mounting on metal is permissible
  - › Flush mounting is permissible only in plastic
- 

## Mounting accessories

---

### ▼ Safety screws M4 x 14

### **071863** M4X14-CES/V20

#### ▼ Features

- › Safety screws M4 x 14
  - › Packaging unit 20 pieces
- 

## Bolt

---

### ▼ Bolt CES-A-A



### **076487** RIEGEL CES-A-A

#### ▼ Features

- › Steel bolt
  - › In combination with read head CES-A-LNA...
  - › For left or right hinged doors
  - › Ball detent mechanism in closed position
  - › Can be locked in open position with padlocks
  - › Actuator included
- 

### ▼ Bolt CES-A-A/F with escape release



### **086173** RIEGEL CES-A-A/F















#### ▼ Features

- › Steel bolt
- › In combination with read head CES-A-LNA...















- › For doors hinged on the right or left
- › Lever for escape release from the danger area
- › Detent knob in open position
- › Ball detent mechanism in closed position
- › Can be locked in open position with padlocks
- › Actuator included

## Instructions

### ▼ Návod k použití Bezkontaktní bezpečnostní systém CES-AZ-AES-... (Unicode)

	Doc. no.	Version	Language	Download
Betriebsanleitung Berührungsloses Sicherheitssystem CES-AZ-AES-... (Unicode)	2104766	10-09/17		 1.8 MB
Mode d'emploi Système de sécurité sans contact CES-AZ-AES-... (Unicode)	2104766	10-09/17		 1.8 MB
Manual de instrucciones Sistema de seguridad sin contacto CES-AZ-AES-... (Unicode)	2104766	10-09/17		 1.8 MB
Návod k použití Bezkontaktní bezpečnostní systém CES-AZ-AES-... (Unicode)	2104766	10-09/17		 1.9 MB
Operating instructions Non-contact safety system CES-AZ-AES-... (Unicode)	2104766	10-09/17		 1.8 MB
Istruzioni di impiego Sistema di sicurezza senza contatto CES-AZ-AES-... (Unicode)	2104766	10-09/17		 1.8 MB
使用说明书非接触式安全系统 CES-AZ-AES-... (特殊编码)	2104766	10-09/17		 2.0 MB









### ▼ Návod k použití Bezkontaktní bezpečnostní systém CES-AZ-UES-... (Multicode)

	Doc. no.	Version	Language	Download
Betriebsanleitung Berührungsloses Sicherheitssystem CES-AZ-UES-... (Multicode)	2105274	09-09/17		 1.8 MB
Mode d'emploi Système de sécurité sans contact CES-AZ-UES-... (Multicode)	2105274	09-09/17		 1.8 MB
Manual de instrucciones Sistema de seguridad sin contacto CES-AZ-UES-... (Multicode)	2105274	09-09/17		 1.8 MB
Návod k použití Bezkontaktní bezpečnostní systém CES-AZ-UES-... (Multicode)	2105274	09-09/17		 1.9 MB
Operating instructions Non-contact safety system CES-AZ-UES-... (Multicode)	2105274	09-09/17		 1.8 MB
Istruzioni di impiego Sistema di sicurezza senza contatto CES-AZ-UES-... (Multicode)	2105274	09-09/17		 1.8 MB
使用说明书非接触式安全系统 CES-AZ-UES-... (通用编码)	2105274	09-09/17		 2.0 MB

## Catalogs







### ▼ Transpondercodierte Sicherheitssysteme mit externer Auswertung Transponder-coded safety

systems with external evaluation Sistemas de seguridad con codificación por transponder y evaluación externa Systèmes de sécurité à codage par transpondeur avec analyse externe

	Doc. no.	Version	Language	Download
Transpondercodierte Sicherheitssysteme mit externer Auswertung	127596	02-01/18		 3.1 MB
Systèmes de sécurité à codage par transpondeur avec analyse externe	137968	02-01/18		 3.0 MB
Sistemas de seguridad con codificación por transponder y evaluación externa	139969	02-01/18		 3.0 MB
Transponder-coded safety systems with external evaluation	127597	02-01/18		 3.0 MB

## Declaration of conformity

 EU-Konformitätserklärung

	Doc. no.	Version	Language	Download
EU-Konformitätserklärung	2077154	34-01/17		 0.5 MB
EU declaration of conformity				
Declaración UE de conformidad				
Déclaration UE de conformité				
Dichiarazione di conformità				

## CAD data

CAD data for this item on TraceParts