

ITEM 103444 CET1-AX-LDA-00-50X-SC

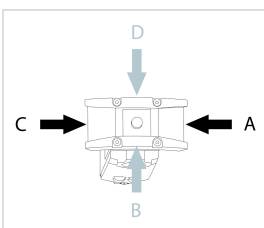
Description	Technical data	Accessories	Downloads
-------------	----------------	-------------	-----------



Features

- › Read head with guard locking
- › Locking force up to 6500 N
- › Up to category 4/PL e according to EN ISO 13849-1
- › With 2 plug connectors M8
- › 2 LEDs (1 freely configurable)
- › With double ramp
- › Approach direction A and C (default setting on delivery)

Approach direction



- › Figure
Horizontal
Can be adjusted in 90° steps

Solenoid operating voltage

- › DC 24 V +10% -15%

Guard locking type

CET1 Closed-circuit current principle, guard locking by spring force.
Release by applying voltage to the guard locking solenoid.

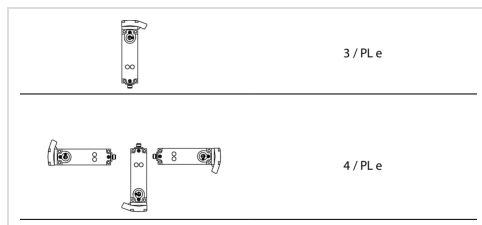
LED function display

LED rot illuminates when solenoid is switched on

LED grün freely configurable

Category according to EN ISO 13849-1

Important: The category in accordance with EN ISO 13849-1 is dependent on the evaluation unit used and on the installation position.



› Figure

Notes

- › Special connection cables from EUCHNER are required for the connection. Please take into account in the order!
- › The device may be operated only in conjunction with the actuator CET-A-.... The actuator must be ordered separately.

Auxiliary release

Is used for releasing the guard locking with the aid of a tool. The auxiliary release must be sealed to prevent tampering (for example with sealing lacquer).

Approvals



Mechanical values and environment

Housing material

Slide	Stainless steel
Safety switch	Die-cast aluminum

Weight	Net	1 kg
Ambient temperature	At $U_B = 24V$ DC	-20 ... 55 °C
Degree of protection		IP67 [1]
Mechanical life		1×10^6
Installation position		Any [2]
Degree of freedom	X	± 5 mm
	Y	± 5 mm
	Z	± 4 mm
Switching frequency		1 Hz [3]
Connection		2 plug connectors M8, 4-pin and 3-pin
Approach speed		20 m/min
Guard locking principle		Closed-circuit current principle
Locking force F_{max}		6500 N
Locking force F_{Zh}		5000 N

Electrical connection ratings

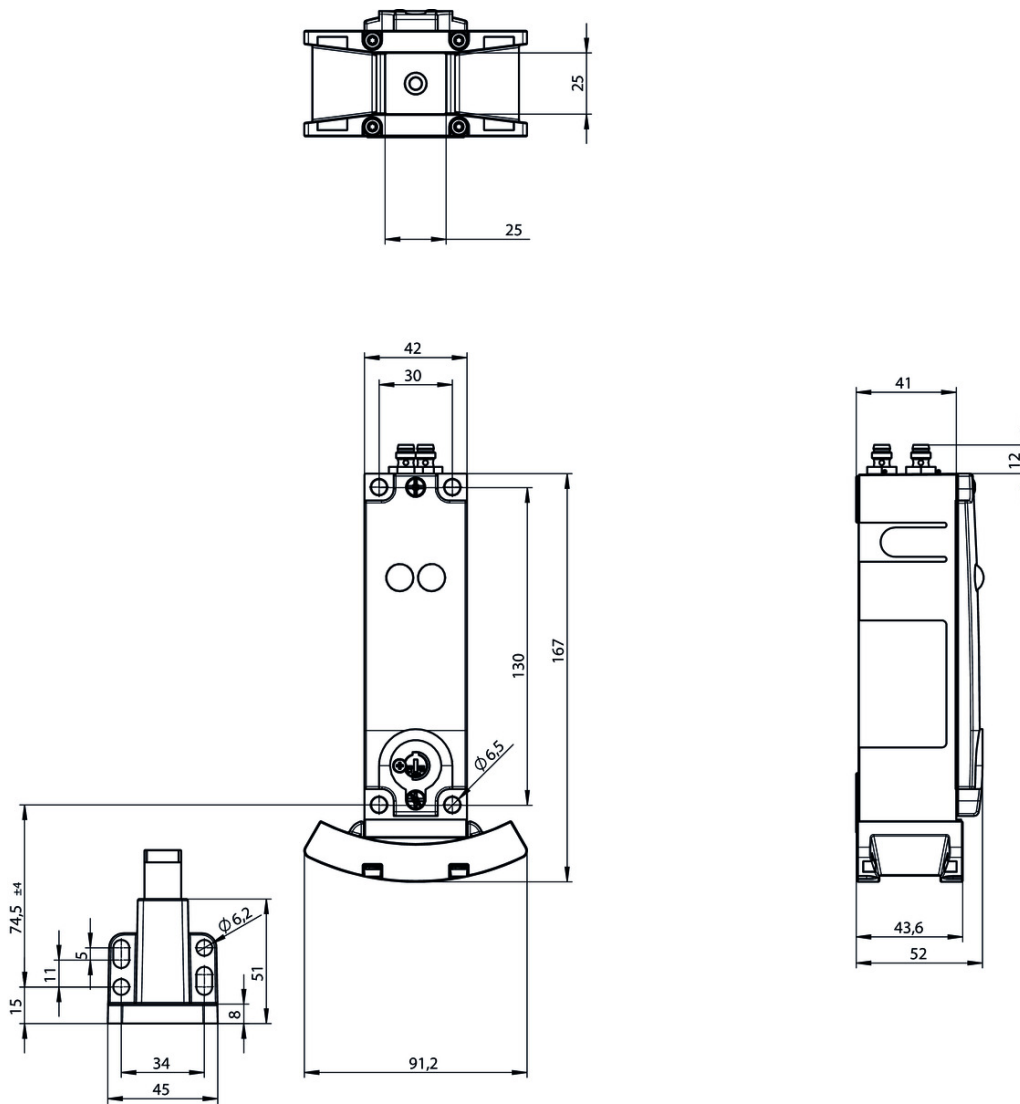
Operating voltage DC	LED	24 V DC -15% ... 15% Reverse polarity protected
Current consumption	I_{CM}	480 mA Solenoid
	LED	max.6 mA
Solenoid operating voltage DC	U_{CM}	24 V DC -15% ... +10% Reverse polarity protected, regulated, residual ripple < 5%, PELV
Rated insulation voltage U_i		50 V
Rated impulse withstand voltage U_{imp}		0,8 kV
Power consumption	Solenoid	12 W
Solenoid duty cycle		100 %
Degree of contamination (external, according to EN 60947-1)		3
Safety class	EN IEC 61140	III

[1] With screwed tight plug connector

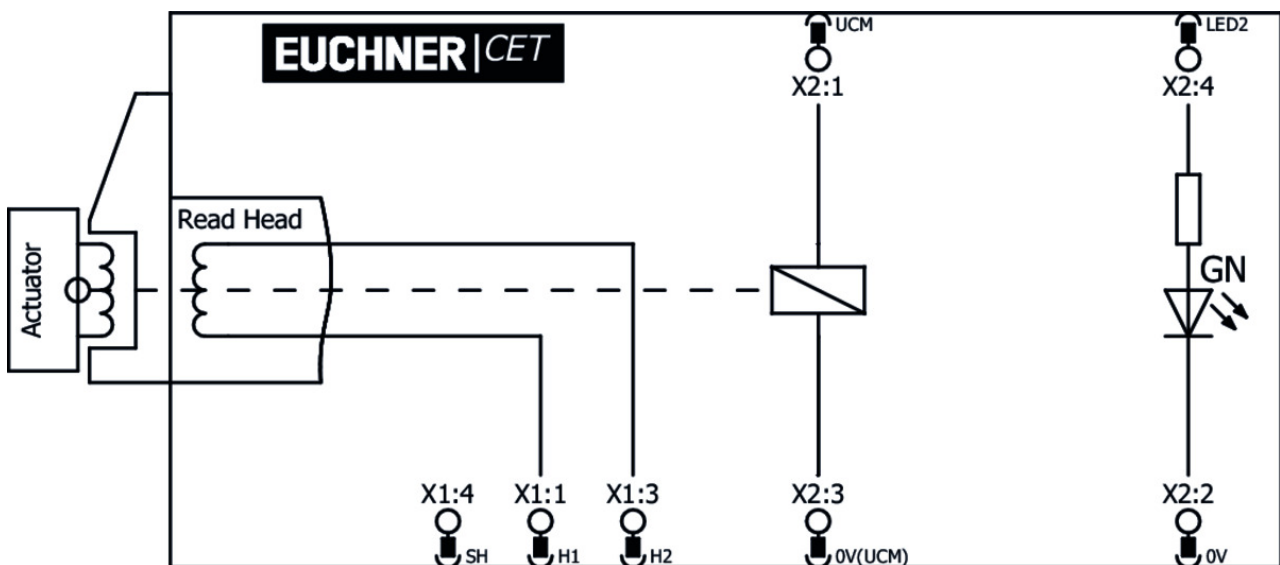
[2] Preferably head downward

[3] This value can vary depending on the evaluation unit used. See system documentation of the related evaluation unit.

Dimension drawing



Block diagram



Actuator

▼ Actuator CET-A-BWK-50X



096327 CET-A-BWK-50X

▼ Features

- › Actuator for read head/safety switch CET
 - › Four safety screws M5x16 included
-

Connection material

▼ Connection cable with plug connector M8, 3-pin, 3m



077935 C-M08F03-02X025PV03,0-ES-077935

▼ Features

- › M8 female plug, 3-pin
 - › Straight plug connector
 - › PVC cable
 - › Cable length 3 m
 - › With flying lead
-

▼ Connection cable with plug connector M8, 5m



077793 C-M08F03-02X025PV05,0-ES-077793

▼ Features

- › M8 female plug, 3-pin
 - › Straight plug connector
 - › PVC cable
 - › Cable length 5 m
 - › With flying lead
-

▼ Connection cable with plug connector M8, 3-pin, 10m



077767 C-M08F03-02X025PV10,0-ES-077767

▼ Features

- › M8 female plug, 3-pin
 - › Straight plug connector
 - › PVC cable
 - › Cable length 10 m
 - › With flying lead
-



084763 C-M08F03-02X025PU10,0-ES-084763

▼ Features

- › M8 female plug, 3-pin
 - › Straight plug connector
 - › PUR cable
 - › Cable length 10 m
 - › With flying lead
-

▼ Connection cable with plug connector M8, 3-pin, 20m



084765 C-M08F03-02X025PU20,0-ES-084765

▼ Features

- › M8 female plug, 3-pin
- › Straight plug connector
- › PUR cable
- › Cable length 20 m
- › With flying lead



077716 C-M08F03-02X025PV20,0-ES-077716

☑ Features

- › M8 female plug, 3-pin
- › Straight plug connector
- › PVC cable
- › Cable length 20 m
- › With flying lead

☑ Connection cable with plug connector M8, 3-pin, 25m



084766 C-M08F03-02X025PU25,0-ES-084766

☑ Features

- › M8 female plug, 3-pin
- › Straight plug connector
- › PUR cable
- › Cable length 25 m
- › With flying lead



077717 C-M08F03-02X025PV25,0-ES-077717

☑ Features

- › M8 female plug, 3-pin
- › Straight plug connector
- › PVC cable
- › Cable length 25 m
- › With flying lead

☑ Connection cable with angled plug connector M8, 3-pin, 10m



084701 C-M08F03-02X025PV10,0-ES-084701

☑ Features

- › M8 female plug, 3-pin
- › Angled plug connector
- › PVC cable
- › Cable length 10 m
- › With flying lead



098590 C-M08F03-02X025PU10,0-ES-098590

☑ Features

- › M8 female plug, 3-pin
- › Angled plug connector
- › PUR cable
- › Cable length 10 m
- › With flying lead

☑ Connection cable with angled plug connector M8, 3-pin, 25m, angled



099998 C-M08F03-02X025PV25,0-ES-099998

▼ Features

- › M8 female plug, 3-pin
 - › Angled plug connector
 - › PVC cable
 - › Cable length 25 m
 - › With flying lead
-

▼ Connection cable with plug connector M8, 4-pin, 5m



088813 C-M08F04-04X025PV05,0-ES-088813

▼ Features

- › M8 female plug, 4-pin
 - › Straight plug connector
 - › PVC cable
 - › Cable length 5 m
 - › With flying lead
-



116049 C-M08F04-04X034PU05,0-ES-116049

▼ Features

- › M8 female plug, 4-pin
 - › Straight plug connector
 - › PUR cable
 - › Cable length 5 m
 - › With flying lead
-

▼ Connection cable with plug connector M8, 4-pin, 10m



088814 C-M08F04-04X025PV10,0-ES-088814

▼ Features

- › M8 female plug, 4-pin
 - › Straight plug connector
 - › PVC cable
 - › Cable length 10 m
 - › With flying lead
-



116050 C-M08F04-04X034PU10,0-ES-116050

▼ Features

- › M8 female plug, 4-pin
 - › Straight plug connector
 - › PUR cable
 - › Cable length 10 m
 - › With flying lead
-

▼ Connection cable with plug connector M8, 4-pin, 15m



088815 C-M08F04-04X025PV15,0-ES-088815

▼ Features

- › M8 female plug, 4-pin
- › Straight plug connector
- › PVC cable
- › Cable length 15 m

- › With flying lead
-

- ▼ Connection cable with plug connector M8, 3-pin, 5m



084762 C-M08F03-02X025PU05,0-ES-084762

▼ Features

- › M8 female plug, 3-pin
 - › Straight plug connector
 - › PUR cable
 - › Cable length 5 m
 - › With flying lead
-

- ▼ Connection cable with plug connector M8, 3-pin, 15m



084764 C-M08F03-02X025PU15,0-ES-084764

▼ Features

- › M8 female plug, 3-pin
 - › Straight plug connector
 - › PUR cable
 - › Cable length 15 m
 - › With flying lead
-

- ▼ Connection cable with plug connector M8, 4-pin, 25m



095035 C-M08F04-04X025PV25,0-ES-095035

▼ Features

- › M8 female plug, 4-pin
 - › Straight plug connector
 - › PVC cable
 - › Cable length 25 m
 - › With flying lead
-

- ▼ Connection cable with angled plug connector M8, 4-pin, 10m



084703 C-M08F04-04X025PV10,0-ES-084703

▼ Features

- › M8 female plug, 4-pin
 - › Angled plug connector
 - › PVC cable
 - › Cable length 10 m
 - › With flying lead
-

- ▼ Connection cable with plug connector M8, 4-pin, 20m



116051 C-M08F04-04X034PU20,0-ES-116051

▼ Features

- › M8 female plug, 4-pin
 - › Straight plug connector
 - › PUR cable
 - › Cable length 20 m
 - › With flying lead
-

- ▼ Connection cable with plug connector M8, 4-pin, 50 m



120241 C-M08F04-04X034PU50,0-ES-120241

▼ Features

- › M8 female plug, 4-pin
 - › Straight plug connector
 - › PUR cable
 - › Cable length 50 m
 - › With flying lead
-

Mounting accessories

- ▼ Mounting plate EMP-L-... for CET read head/switches



106695 EMP-L-CET

▼ Features

- › Mounting plate for CET read heads/switches
 - › For hinged or sliding doors
 - › Suitable for aluminum profiles 40 ... 45 mm
 - › Horizontal and vertical mounting
 - › Suitable for CET with escape release
-

- ▼ Mounting plate EM-P handle for safety switch CET



126398 AM-P-126398

▼ Features

- › Mounting plate with handle (handle included)
 - › For hinged or sliding doors
 - › Horizontal and vertical assembly circuits possible
 - › Suitable for aluminum profiles of width 30/40/50 mm
 - › Suitable for the CET mounting plates AM-P-126399 and AM-P-126400
-

- ▼ Mounting plate EM-P actuator for safety switch CET



126400 AM-P-126400

▼ Features

- › Mounting plate for CET actuator
 - › Suitable for mounting on aluminum profiles of width 30/40/50 mm
 - › Suitable for the mounting plates AM-P-126399 and AM-P-126398
-

- ▼ Mounting plate EM-P switch for safety switch CET



126399 AM-P-126399

▼ Features

- › Mounting plate for CET read heads/switches
 - › Direct mounting on aluminum profiles of width 30/40/50 mm
 - › Suitable for the mounting plates AM-P-126400 and AM-P-126398
-

Function expansion

▼ Mechanical key release for CET read head/switch



098850 SCHLUESSEL-HILFSENTRIEGELUNG

▼ Features

- › Identical locking
 - › Key removable in “unlocked” and “locked” positions
-

▼ Emergency unlocking for CET



103714 NOTENTSPERRUNG CET

▼ Cover for actuator CET



124979 AM-C-124979

▼ Features

- › Cover for actuator CET
 - › Horizontal and vertical fastening option on the actuator
 - › Mounting using 4 screws M5x16 (included with the actuator)
 - › Not suitable in combination with lockout bar for actuator CET
-

▼ Lockout mechanism for CET actuator



122609 AE-L-CET-122609

▼ Features

- › Prevents unintentional closing of the door
 - › Can be secured with padlocks
 - › Not suitable in combination with cover AM-C for actuator CET
-



156429 AE-L-CET-156429

▼ Features

- › Prevents unintentional closing of the door
 - › Can be secured with padlocks
-

▼ Holder for lockout mechanism CET actuator



156338 Y-CHN-A1-156338

▼ Features

- › Holder (incl. wire rope) for lockout bar CET
-

▼ Lockout bar and holder for CET actuators



155865 AE-SET-LCHN-A1-155865

▼ Features

- › Prevents unintentional closing of the door
 - › Can be secured with padlocks
-

Spare parts

Replacement key for mechanical key release



099434 ERSATZSCHLUESSEL GLEICHSCHL.0354

Lead seal kit

087256 PLOMBENSATZ C1937

Bolt

Bolt CET-A-C



104309 RIEGEL CET-A-C

Features

- › Steel bolt
- › In combination with CET
- › For left or right hinged doors
- › Can be locked in open position with padlocks



109672 RIEGEL CET-A-C-C2308

Features

- › Steel bolt
- › In combination with CET
- › For left or right hinged doors
- › Can be locked in open position with padlocks
- › Bolt without door stop, suitable for swing doors









Instructions

Betriebsanleitung Lesekopf CET-AX mit Zuhaltung und Zuhaltungsüberwachung

	Doc. no.	Version	Language	Download
Betriebsanleitung Lesekopf CET-AX mit Zuhaltung und Zuhaltungsüberwachung Operating Instructions Read Head CET-AX with Guard Locking and Guard Lock Monitoring	2098069	18-07/17		2.0 MB
Mode d'emploi Tête de lecture CET-AX avec interverrouillage et contrôle de verrouillage	2098069	18-07/17		1.1 MB
Manual de instrucciones Cabeza de lectura CET-AX con bloqueo y monitorización de bloqueo	2098069	18-07/17		1.1 MB
Istruzioni di impiego, Testina di lettura CET-AX con meccanismo di ritenuta e controllo del meccanismo di ritenuta	2098069	18-07/17		1.1 MB






Catalogs

- ▼ Transpondercodierte Sicherheitssysteme mit externer Auswertung Transponder-coded safety systems with external evaluation Sistemas de seguridad con codificación por transponder y evaluación externa Systèmes de sécurité à codage par transpondeur avec analyse externe

	Doc. no.	Version	Language	Download
Transpondercodierte Sicherheitssysteme mit externer Auswertung	127596	02-01/18		 3.1 MB
Systèmes de sécurité à codage par transpondeur avec analyse externe	137968	02-01/18		 3.0 MB
Sistemas de seguridad con codificación por transponder y evaluación externa	139969	02-01/18		 3.0 MB
Transponder-coded safety systems with external evaluation	127597	02-01/18		 3.0 MB

Declaration of conformity

- ▼ EU-Konformitätserklärung

	Doc. no.	Version	Language	Download
EU-Konformitätserklärung Declaración UE de conformidad Déclaration UE de conformité Dichiarazione di conformità EU declaration of conformity	2077154	34-01/17	    	 0.5 MB

CAD data

CAD data for this item on TraceParts