

## ITEM 109932 CET2-AX-LRA-00-50X-SC

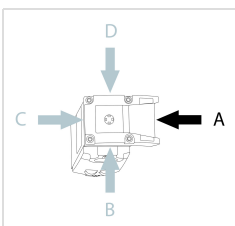
Description	Technical data	Accessories	Downloads
-------------	----------------	-------------	-----------



### Features

- › Read head with guard locking
- › Locking force up to 6500 N
- › Up to category 4/PL e according to EN ISO 13849-1
- › With 2 plug connectors M8
- › 2 LEDs (1 freely configurable)
- › Approach direction A (default setting on delivery)

### Approach direction



- › Figure  
Horizontal  
Can be adjusted in 90° steps

### Solenoid operating voltage

› DC 24 V +10% -15%

## Guard locking type

**CET2 Open-circuit current principle** guard locking by solenoid force.  
Activation of the guard locking by applying voltage to the guard locking solenoid.

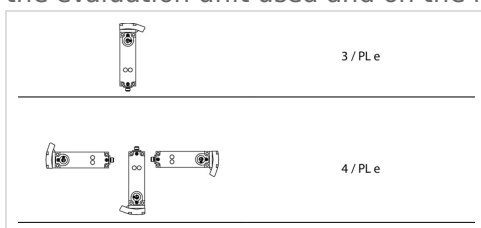
## LED function display

**LED rot** illuminates when solenoid is switched on

**LED grün** freely configurable

## Category according to EN ISO 13849-1

**Important:** The category in accordance with EN ISO 13849-1 is dependent on the evaluation unit used and on the installation position.



› Figure

## Notes

- › Special connection cables from EUCHNER are required for the connection. Please take into account in the order!
- › The device may be operated only in conjunction with the actuator CET-A-.... The actuator must be ordered separately.

## Auxiliary release

Is used for releasing the guard locking with the aid of a tool. The auxiliary release must be sealed to prevent tampering (for example with sealing lacquer).

## Approvals



## Mechanical values and environment

Housing material	Slide	Stainless steel
	Safety switch	Die-cast aluminum
Weight		

	Net	1 kg
Ambient temperature		
	At $U_B = 24V$ DC	-20 ... 55 °C
Degree of protection		IP67 <b>[1]</b>
Mechanical life		$1 \times 10^6$
Installation position		Any <b>[2]</b>
Degree of freedom		
	X	$\pm 5$ mm
	Y	$\pm 5$ mm
	Z	$\pm 4$ mm
Switching frequency		1 Hz <b>[3]</b>
Connection		2 plug connectors M8, 4-pin and 3-pin
Approach speed		20 m/min
Guard locking principle		Open-circuit current principle
Locking force $F_{max}$		6500 N
Locking force $F_{Zh}$		5000 N

### Electrical connection ratings

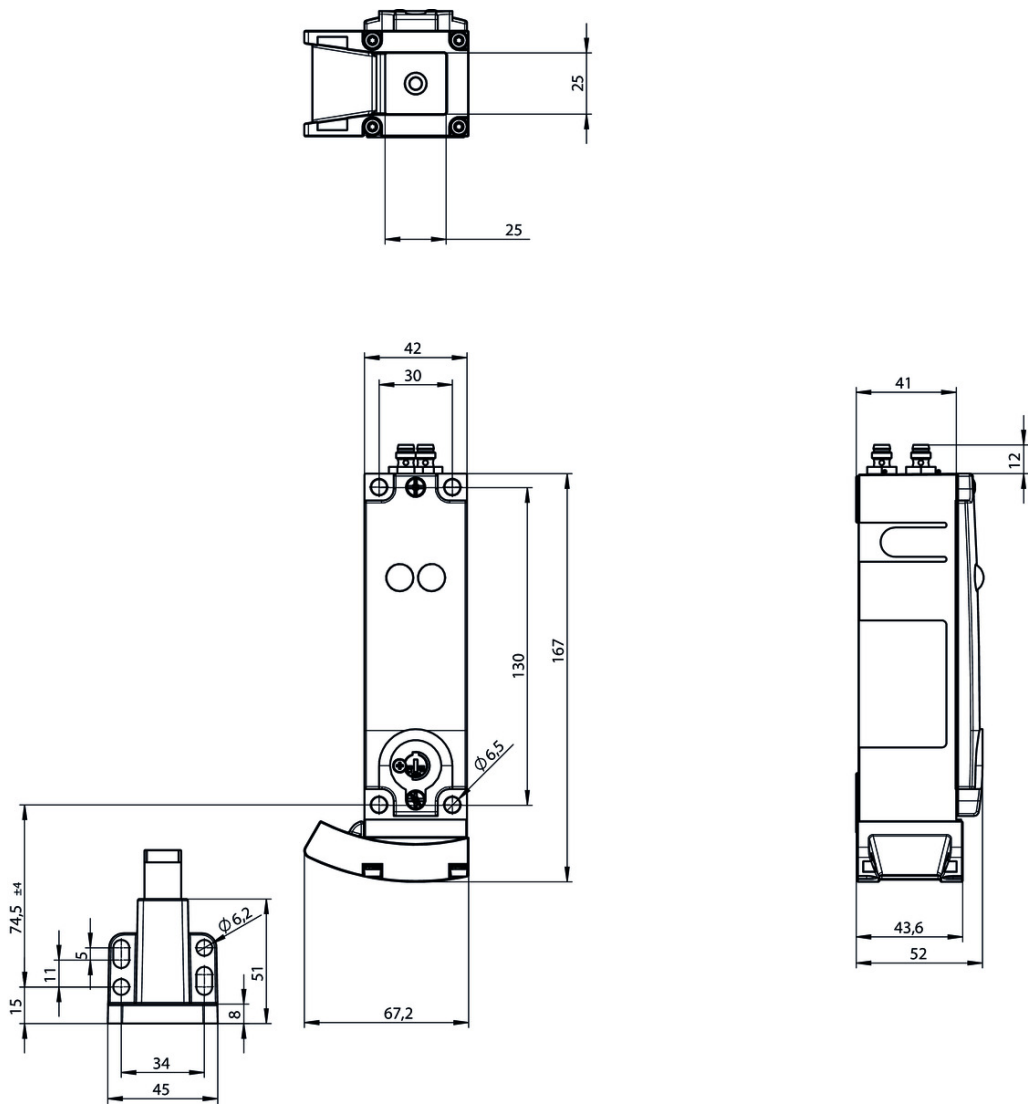
Operating voltage DC		
	LED	24 V DC -15% ... 15% Reverse polarity protected
Current consumption		
	$I_{CM}$	480 mA Solenoid
	LED	max.6 mA
Solenoid operating voltage DC		
	$U_{CM}$	24 V DC -15% ... +10% Reverse polarity protected, regulated, residual ripple < 5%, PELV
Rated insulation voltage $U_i$		50 V
Rated impulse withstand voltage $U_{imp}$		0,8 kV
Power consumption		
	Solenoid	12 W
Solenoid duty cycle		100 %
Degree of contamination (external, according to EN 60947-1)		3
Safety class		
	EN IEC 61140	III

**[1]** With screwed tight plug connector

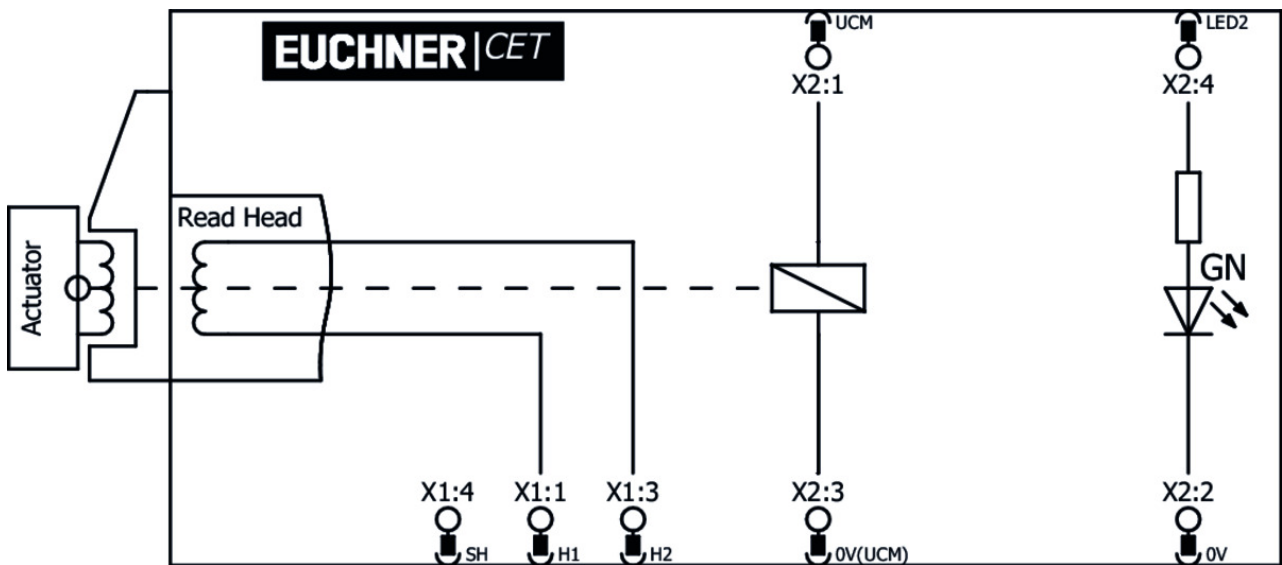
**[2]** Preferably head downward

**[3]** This value can vary depending on the evaluation unit used. See system documentation of the related evaluation unit.

### Dimension drawing



### Block diagram



### Function expansion

---

▼ Mechanical key release for CET read head/switch



**098850** SCHLUESSEL-HILFSENTRIEGELUNG

▼ Features

- › Identical locking
  - › Key removable in “unlocked” and “locked” positions
- 

▼ Emergency unlocking for CET



**103714** NOTENTSPERRUNG CET

---

▼ Cover for read head and actuator CET



**098807** CET ABDECKUNG LINKS

▼ Features

- › Cover for read heads / safety switches CET and actuators CET
  - › For approach direction C
- 



**098808** CET ABDECKUNG RECHTS

▼ Features

- › Cover for read heads / safety switches CET and actuators CET
  - › For approach direction A
- 

▼ Double ramp for safety switch/read head CET



**114091** CET-DR

---

▼ Cover for actuator CET



**124979** AM-C-124979

▼ Features

- › Cover for actuator CET
  - › Horizontal and vertical fastening option on the actuator
  - › Mounting using 4 screws M5x16 (included with the actuator)
  - › Not suitable in combination with lockout bar for actuator CET
- 

▼ Lockout mechanism for CET actuator



**122609** AE-L-CET-122609

▼ Features

- › Prevents unintentional closing of the door
  - › Can be secured with padlocks
  - › Not suitable in combination with cover AM-C for actuator CET
- 



**156429** AE-L-CET-156429

▼ Features

- › Prevents unintentional closing of the door
- › Can be secured with padlocks

---

▼ Holder for lockout mechanism CET actuator



**156338** Y-CHN-A1-156338

▼ Features

- › Holder (incl. wire rope) for lockout bar CET

---

▼ Lockout bar and holder for CET actuators



**155865** AE-SET-LCHN-A1-155865

▼ Features

- › Prevents unintentional closing of the door
- › Can be secured with padlocks

---

## Mounting accessories

▼ Mounting plate EMP-L-... for CET read head/switches



**106695** EMP-L-CET

▼ Features

- › Mounting plate for CET read heads/switches
- › For hinged or sliding doors
- › Suitable for aluminum profiles 40 ... 45 mm
- › Horizontal and vertical mounting
- › Suitable for CET with escape release

---

▼ Mounting plate EM-P handle for safety switch CET



**126398** AM-P-126398

▼ Features

- › Mounting plate with handle (handle included)
- › For hinged or sliding doors
- › Horizontal and vertical assembly circuits possible
- › Suitable for aluminum profiles of width 30/40/50 mm
- › Suitable for the CET mounting plates AM-P-126399 and AM-P-126400

---

▼ Mounting plate EM-P switch for safety switch CET



**126399** AM-P-126399

▼ Features

- › Mounting plate for CET read heads/switches
- › Direct mounting on aluminum profiles of width 30/40/50 mm
- › Suitable for the mounting plates AM-P-126400 and AM-P-126398

---

▼ Mounting plate EM-P actuator for safety switch CET



**126400** AM-P-126400

▼ Features

- › Mounting plate for CET actuator
- › Suitable for mounting on aluminum profiles of width 30/40/50 mm

- › Suitable for the mounting plates AM-P-126399 and AM-P-126398
- 

## Connection material

---

- ▼ Connection cable with angled plug connector M8, 4-pin, 10m



**084703** C-M08F04-04X025PV10,0-ES-084703

- ▼ Features

- › M8 female plug, 4-pin
  - › Angled plug connector
  - › PVC cable
  - › Cable length 10 m
  - › With flying lead
- 

- ▼ Connection cable with plug connector M8, 4-pin, 25m



**095035** C-M08F04-04X025PV25,0-ES-095035

- ▼ Features

- › M8 female plug, 4-pin
  - › Straight plug connector
  - › PVC cable
  - › Cable length 25 m
  - › With flying lead
- 

- ▼ Connection cable with plug connector M8, 4-pin, 15m



**088815** C-M08F04-04X025PV15,0-ES-088815

- ▼ Features

- › M8 female plug, 4-pin
  - › Straight plug connector
  - › PVC cable
  - › Cable length 15 m
  - › With flying lead
- 

- ▼ Connection cable with plug connector M8, 4-pin, 10m



**088814** C-M08F04-04X025PV10,0-ES-088814

- ▼ Features

- › M8 female plug, 4-pin
  - › Straight plug connector
  - › PVC cable
  - › Cable length 10 m
  - › With flying lead
- 



**116050** C-M08F04-04X034PU10,0-ES-116050

- ▼ Features

- › M8 female plug, 4-pin
- › Straight plug connector
- › PUR cable
- › Cable length 10 m
- › With flying lead

---

▼ Connection cable with plug connector M8, 4-pin, 5m



**088813** C-M08F04-04X025PV05,0-ES-088813

▼ Features

- › M8 female plug, 4-pin
- › Straight plug connector
- › PVC cable
- › Cable length 5 m
- › With flying lead



**116049** C-M08F04-04X034PU05,0-ES-116049

▼ Features

- › M8 female plug, 4-pin
- › Straight plug connector
- › PUR cable
- › Cable length 5 m
- › With flying lead

---

▼ Connection cable with plug connector M8, 3-pin, 25m



**084766** C-M08F03-02X025PU25,0-ES-084766

▼ Features

- › M8 female plug, 3-pin
- › Straight plug connector
- › PUR cable
- › Cable length 25 m
- › With flying lead



**077717** C-M08F03-02X025PV25,0-ES-077717

▼ Features

- › M8 female plug, 3-pin
- › Straight plug connector
- › PVC cable
- › Cable length 25 m
- › With flying lead

---

▼ Connection cable with angled plug connector M8, 3-pin, 10m



**084701** C-M08F03-02X025PV10,0-ES-084701

▼ Features

- › M8 female plug, 3-pin
- › Angled plug connector
- › PVC cable
- › Cable length 10 m
- › With flying lead



**098590** C-M08F03-02X025PU10,0-ES-098590

▼ Features

- › M8 female plug, 3-pin
- › Angled plug connector
- › PUR cable



- › Cable length 10 m
  - › With flying lead
- 

▼ Connection cable with plug connector M8, 3-pin, 15m



**084764** C-M08F03-02X025PU15,0-ES-084764

▼ Features

- › M8 female plug, 3-pin
  - › Straight plug connector
  - › PUR cable
  - › Cable length 15 m
  - › With flying lead
- 

▼ Connection cable with plug connector M8, 3-pin, 20m



**084765** C-M08F03-02X025PU20,0-ES-084765

▼ Features

- › M8 female plug, 3-pin
  - › Straight plug connector
  - › PUR cable
  - › Cable length 20 m
  - › With flying lead
- 



**077716** C-M08F03-02X025PV20,0-ES-077716

▼ Features

- › M8 female plug, 3-pin
  - › Straight plug connector
  - › PVC cable
  - › Cable length 20 m
  - › With flying lead
- 

▼ Connection cable with angled plug connector M8, 3-pin, 25m, angled



**099998** C-M08F03-02X025PV25,0-ES-099998

▼ Features

- › M8 female plug, 3-pin
  - › Angled plug connector
  - › PVC cable
  - › Cable length 25 m
  - › With flying lead
- 

▼ Connection cable with plug connector M8, 3-pin, 10m



**084763** C-M08F03-02X025PU10,0-ES-084763

▼ Features

- › M8 female plug, 3-pin
  - › Straight plug connector
  - › PUR cable
  - › Cable length 10 m
  - › With flying lead
-



**077767** C-M08F03-02X025PV10,0-ES-077767

▼ Features

- › M8 female plug, 3-pin
  - › Straight plug connector
  - › PVC cable
  - › Cable length 10 m
  - › With flying lead
- 

▼ Connection cable with plug connector M8, 3-pin, 5m



**084762** C-M08F03-02X025PU05,0-ES-084762

▼ Features

- › M8 female plug, 3-pin
  - › Straight plug connector
  - › PUR cable
  - › Cable length 5 m
  - › With flying lead
- 

▼ Connection cable with plug connector M8, 3-pin, 3m



**077935** C-M08F03-02X025PV03,0-ES-077935

▼ Features

- › M8 female plug, 3-pin
  - › Straight plug connector
  - › PVC cable
  - › Cable length 3 m
  - › With flying lead
- 

▼ Connection cable with plug connector M8, 5m



**077793** C-M08F03-02X025PV05,0-ES-077793

▼ Features

- › M8 female plug, 3-pin
  - › Straight plug connector
  - › PVC cable
  - › Cable length 5 m
  - › With flying lead
- 

▼ Connection cable with plug connector M8, 4-pin, 20m



**116051** C-M08F04-04X034PU20,0-ES-116051

▼ Features

- › M8 female plug, 4-pin
  - › Straight plug connector
  - › PUR cable
  - › Cable length 20 m
  - › With flying lead
-

---

▼ Bolt CET-A-C



**104309** RIEGEL CET-A-C

▼ Features

- › Steel bolt
- › In combination with CET
- › For left or right hinged doors
- › Can be locked in open position with padlocks



**109672** RIEGEL CET-A-C-C2308

▼ Features

- › Steel bolt
- › In combination with CET
- › For left or right hinged doors
- › Can be locked in open position with padlocks
- › Bolt without door stop, suitable for swing doors

---

## Actuator

▼ Actuator CET-A-BWK-50X



**096327** CET-A-BWK-50X

▼ Features

- › Actuator for read head/safety switch CET
- › Four safety screws M5x16 included

---

## Spare parts

▼ Replacement key for mechanical key release



**099434** ERSATZSCHLUESSEL GLEICHSCHL.0354

▼ Lead seal kit

**087256** PLOMBENSATZ C1937

---

## Instructions









▼ Manual de instrucciones Cabeza de lectura CET-AX con bloqueo y monitorización de bloqueo

**Doc. no.**   **Version**   **Language**   **Download**

Betriebsanleitung Lesekopf CET-AX mit Zuhaltung und Zuhaltungsüberwachung Operating Instructions Read Head CET-AX with Guard Locking and Guard Lock Monitoring	2098069	18-07/17	 	 2.0 MB
Mode d'emploi Tête de lecture CET-AX avec interverrouillage et contrôle de verrouillage	2098069	18-07/17		 1.1 MB
Manual de instrucciones Cabeza de lectura CET-AX con bloqueo y monitorización de bloqueo	2098069	18-07/17		 1.1 MB
Istruzioni di impiego, Testina di lettura CET-AX con meccanismo di ritenuta e controllo del meccanismo di ritenuta	2098069	18-07/17		 1.1 MB







## Catalogs

- Transpondercodierte Sicherheitssysteme mit externer Auswertung Transponder-coded safety systems with external evaluation Sistemas de seguridad con codificación por transponder y evaluación externa Systèmes de sécurité à codage par transpondeur avec analyse externe

	Doc. no.	Version	Language	Download
Transpondercodierte Sicherheitssysteme mit externer Auswertung	127596	02-01/18		 3.1 MB
Systèmes de sécurité à codage par transpondeur avec analyse externe	137968	02-01/18		 3.0 MB
Sistemas de seguridad con codificación por transponder y evaluación externa	139969	02-01/18		 3.0 MB
Transponder-coded safety systems with external evaluation	127597	02-01/18		 3.0 MB

## Declaration of conformity

- EU-Konformitätserklärung

	Doc. no.	Version	Language	Download
EU-Konformitätserklärung Declaración UE de conformidad Déclaration UE de conformité Dichiarazione di conformità EU declaration of conformity	2077154	34-01/17	    	 0.5 MB

## CAD data

CAD data for this item on TraceParts