

ITEM 094362 NX1-2131ASEM4-AS1

Description	Technical data	Accessories	Downloads
-------------	----------------	-------------	-----------



Features

- › LED function display

AS-Interface inputs

D0, D1 Positively driven NC contact 1
D2, D3 Positively driven NC contact 2
Evaluation is performed via a safety monitor.

AS-Interface outputs

D1 Red LED
D2 Green LED


Internal LED function display

- › The Power LED indicates the operating voltage on the bus.
- › The Fault LED indicates if a fault has been detected on the AS-Interface bus.

External LED function display

- › The green and the red LEDs can be controlled as required by the control system via the bus using bits D1 and D2.

Approvals



Mechanical values and environment

Housing material	Alloy cathodically dipped
Weight	Net 0,4 kg
Ambient temperature	-20 ... 55 °C
Degree of protection	IP67 [1]
Mechanical life	2 x 10 ⁶
Contact material	Silver alloy, gold flashed
Switching principle	Slow-action switching contact
Installation position	Any
Number of door position positively driven contacts	
According to As-i Safety at Work	1 D2,D3 [2]
According to As-i Safety at Work	1 D0,D1 [3]
Connection	1 x M12 plug connector, 4-pin
Approach speed	max. 20 m/min
Actuation frequency	1200 1/h
Retention force	10 N
Extraction force	50 N
Actuating force	max.40 N

Electrical connection ratings

ASi voltage	22,5 ... 30 V 31,6 V
ASi operating current	max.45 mA
ASi slave type	
According to ASI specification 2.1	EA code: 7
According to ASI specification 2.1	ID code: B
ASi data in	
According to ASI safety at work	D0,D1,D2,D3 [4]
ASi data out	
LED red	D1 [5]
LED green	D2 [6]

Reliability values acc. to EN ISO 13849-1

B10_D

4,5 x 10⁶

in combination with Actuator BETAETIGER-X-GQ, 079740

Mechanical values and environment

Overtravel

1 mm

in combination with Actuator BETAETIGER-X-GNQ, 079742, 098082, 097906

Mechanical values and environment

Overtravel

8 mm

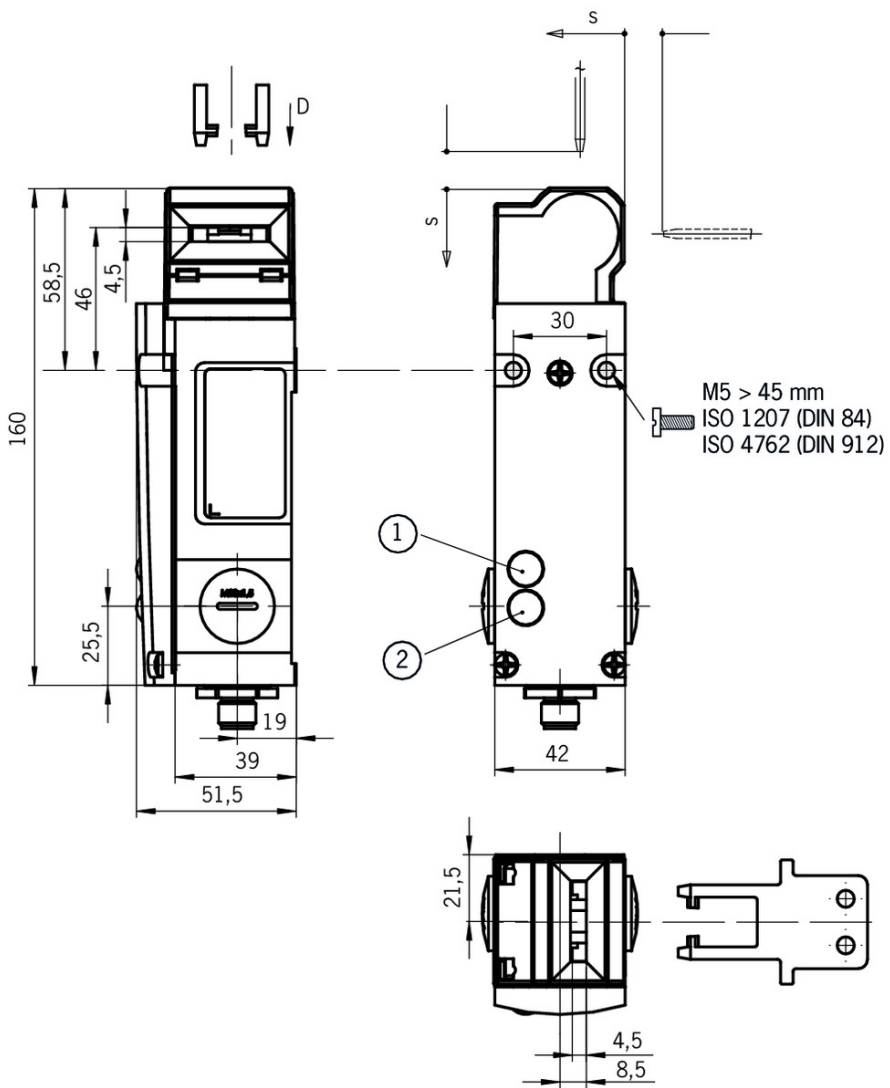
[1] Mating connector inserted

[2, 3] 1 = Door closed

[4] See positively driven NC contact

[5, 6] 1 = LED on

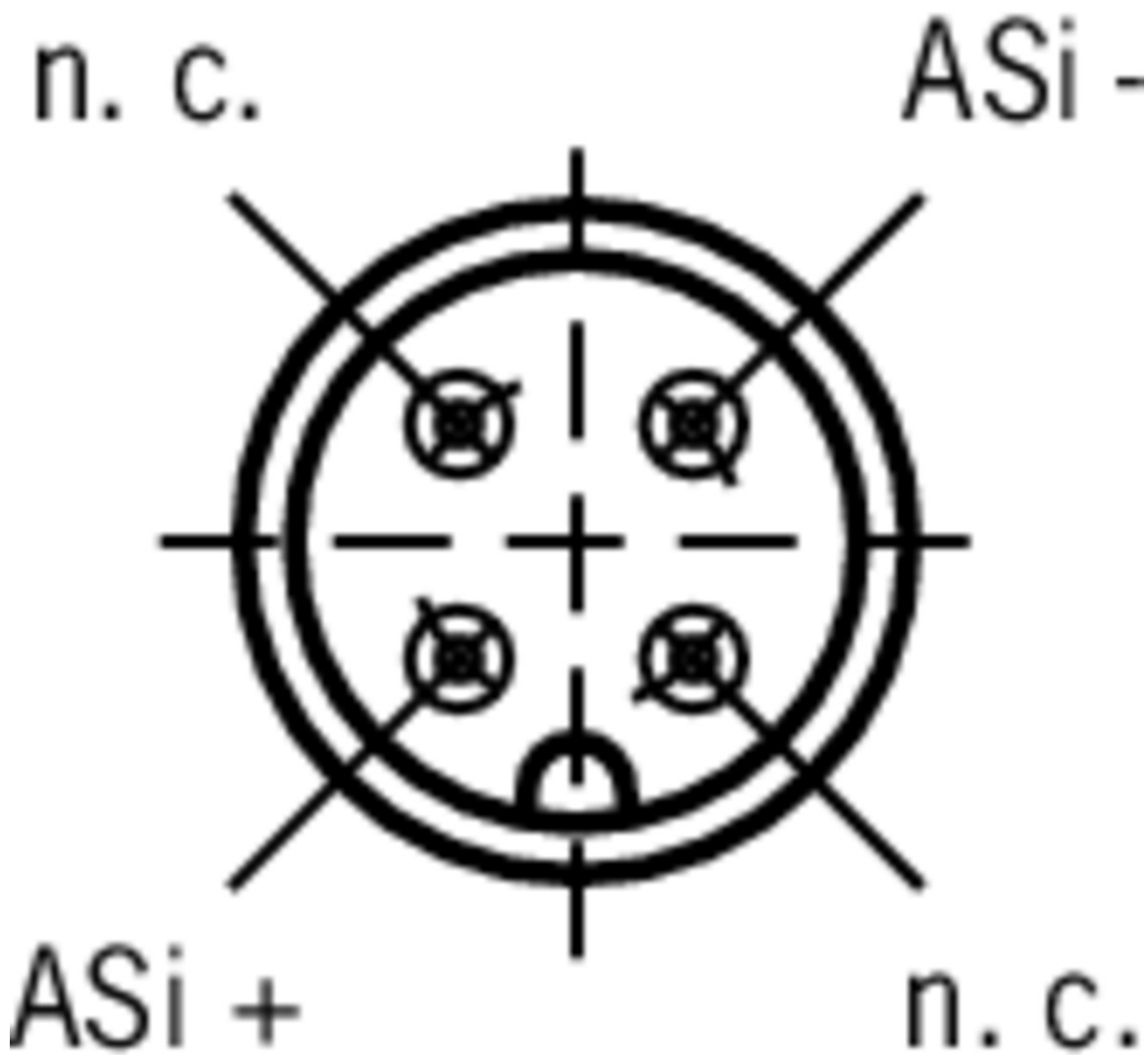
Dimension drawing



Legende

- 1 LED indicator red
- 2 LED indicator green

Connector assignment



Legende

View of connection side

Actuator

- ✓ Actuators for safety switches NX/TX



079739 BETAETIGER-X-GQ

✓ Features

- › Actuators made of stainless steel
- › Two stainless safety screws per actuator
- › With rubber bush

- ✓ Bent actuator for safety switches NX/TX

079740 BETAETIGER-X-WQ



- ✔ Features
 - › Actuators made of stainless steel
 - › Two stainless safety screws per actuator
 - › With rubber bush
-

- ✔ Bent actuator for safety switches NX/TX, increased overtravel



- ✔ **079742** BETAETIGER-X-WNQ
 - ✔ Features
 - › Actuators made of stainless steel
 - › Two stainless safety screws per actuator
 - › With rubber bush
-

- ✔ Actuators for safety switches NX/TX, increased overtravel



- ✔ **079741** BETAETIGER-X-GNQ
 - ✔ Features
 - › Actuators made of stainless steel
 - › Two stainless safety screws per actuator
 - › With rubber bush
-

- ✔ Hinged actuator left/right for safety switches NX/TX



- ✔ **098082** RADIUSBETAETIGER-X-LR-N
 - ✔ Features
 - › Actuators made of stainless steel
 - › Two stainless safety screws per actuator
-

- ✔ Hinged actuator top/bottom for safety switches NX/TX



- ✔ **097906** RADIUSBETAETIGER-X-OU-N
 - ✔ Features
 - › Actuators made of stainless steel
 - › Two stainless safety screws per actuator
-

Bolt

- ✔ Bolt TX-A for safety switches TX and NX



- ✔ **082990** RIEGEL TX-A
 - ✔ Features
 - › Steel bolt
 - › For doors hinged on the right
 - › Can be locked in open position with padlocks
 - › Actuator and switch bracket included
-

- ✔ Bolt TX-C for safety switches TX and NX

082991 RIEGEL TX-C



- ✓ Features
 - › Steel bolt
 - › For doors hinged on the left
 - › Can be locked in open position with padlocks
 - › Actuator and switch bracket included

Function expansion

- ✓ Lockout mechanism NX/TX



096098 SPERREINSATZ TX

- ✓ Features
 - › Prevents unintentional closing of the door
 - › Can be secured with padlocks

Connection material

- ✓ Bus coupling module with plug connector M12, 5-pin






105756 BCM-A-P2-SEM4-1

- ✓ Features
 - › Conversion from M12 to ribbon cable
 - › Very compact design
 - › Easy handling







Instructions

- ✓ Betriebsanleitung Sicherheitsschalter NX...AS1

	Doc. no.	Version	Language	Download
Betriebsanleitung Sicherheitsschalter NX...AS1 Operating Instructions Safety Switch NX...AS1	095197	04-02/16	 	 0.6 MB

Catalogs

- ✓ Sicherheitsschalter mit AS-Interface Safety Switches with AS-Interface Interrupteurs de sécurité avec AS-Interface

	Doc. no.	Version	Language	Download
Sicherheitsschalter mit AS-Interface	092164	11-04/17		 2.3 MB
Interrupteurs de sécurité avec AS-Interface	112564	11-04/17		 2.3 MB
Safety Switches with AS-Interface	092332	11-04/17		 2.3 MB

Declaration of conformity

- ✓ EU prohlášení o shodě

	Doc. no.	Version	Language	Download
EU-Konformitätserklärung Declaración UE de conformidad Déclaration UE de conformité Dichiarazione di conformità EU declaration of conformity	2077153	25-02/17	    	 0.3 MB
EU prohlášení o shodě EU-overensstemmelseserklæring Δήλωση συμμόρφωσης της ΕΕ EU-vaatimustenmukaisuusvakuutus EU-típusbizonyítvány EU-conformiteitsverklaring Deklaracja zgodności UE Declaração de Conformidade UE Declarația de conformitate UE EÚ vyhlásenie o zhode	2077153	25-02/17	         	 0.5 MB

CAD data

CAD data for this item on TraceParts