

ITEM 079350 NZ2RS-511L060C1631

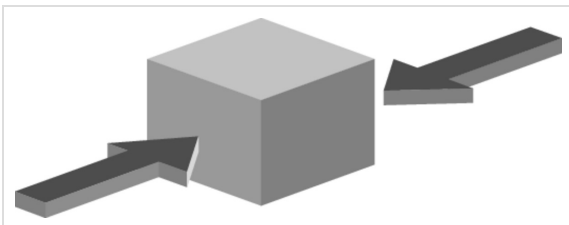
Description	Technical data	Accessories	Downloads
-------------	----------------	-------------	-----------



Features

- › Version C according to EN 50041(steel roller \varnothing 12 mm)
- › Plug connector SR6 angled
- › LED indicator

Approach direction



- › Figure
Horizontal
Can be adjusted in 90° steps

LED function display

- A function display is available for the following voltage range:
- › AC/DC 12-60 V yellow

Switching element

511 Snap-action switching contact 1 NC \ominus + 1 NO

Approvals



Mechanical values and environment

Housing material	Anodized die-cast alloy
Weight	Net 0,3 kg
Ambient temperature	-25 ... 80 °C
Degree of protection	IP65
Mechanical life	30 x 10 ⁶
Contact material	Silver alloy, gold flashed
Switching principle	Snap-action switching contact ^[1]
Installation position	Any
Number of door position positively driven contacts	1
Number of NO contacts	1
Connection	1 x Plug connector SR6 ^[2]
Approach speed	max. 0,1 ... 20 m/min
Actuating element	Plain bearing metal Roller plunger ^[3]
Actuating force	15 ... 30 N

Electrical connection ratings

Rated thermal current I _{th}	6 A
Utilization category according to EN 60947-5-1	AC-15 6A 230V DC-13 6A 24V
Short circuit protection according to IEC 60269-1	(Fuse) 6A gG
Rated insulation voltage U _i	250 V
Rated impulse withstand voltage U _{imp}	2,5 kV
Switching current	Min. at DC 24V 10 mA
Display module	

AC/DC	12 ... 60 V 60 V LED yellow
-------	-----------------------------

Miscellaneous

C number	
----------	--

C1631	Plug connector with elbow adapter [4]
-------	---------------------------------------

Reliability values acc. to EN ISO 13849-1

B10 _D	
------------------	--

Monitoring of the safety guard position
--

20 x 10 ⁶

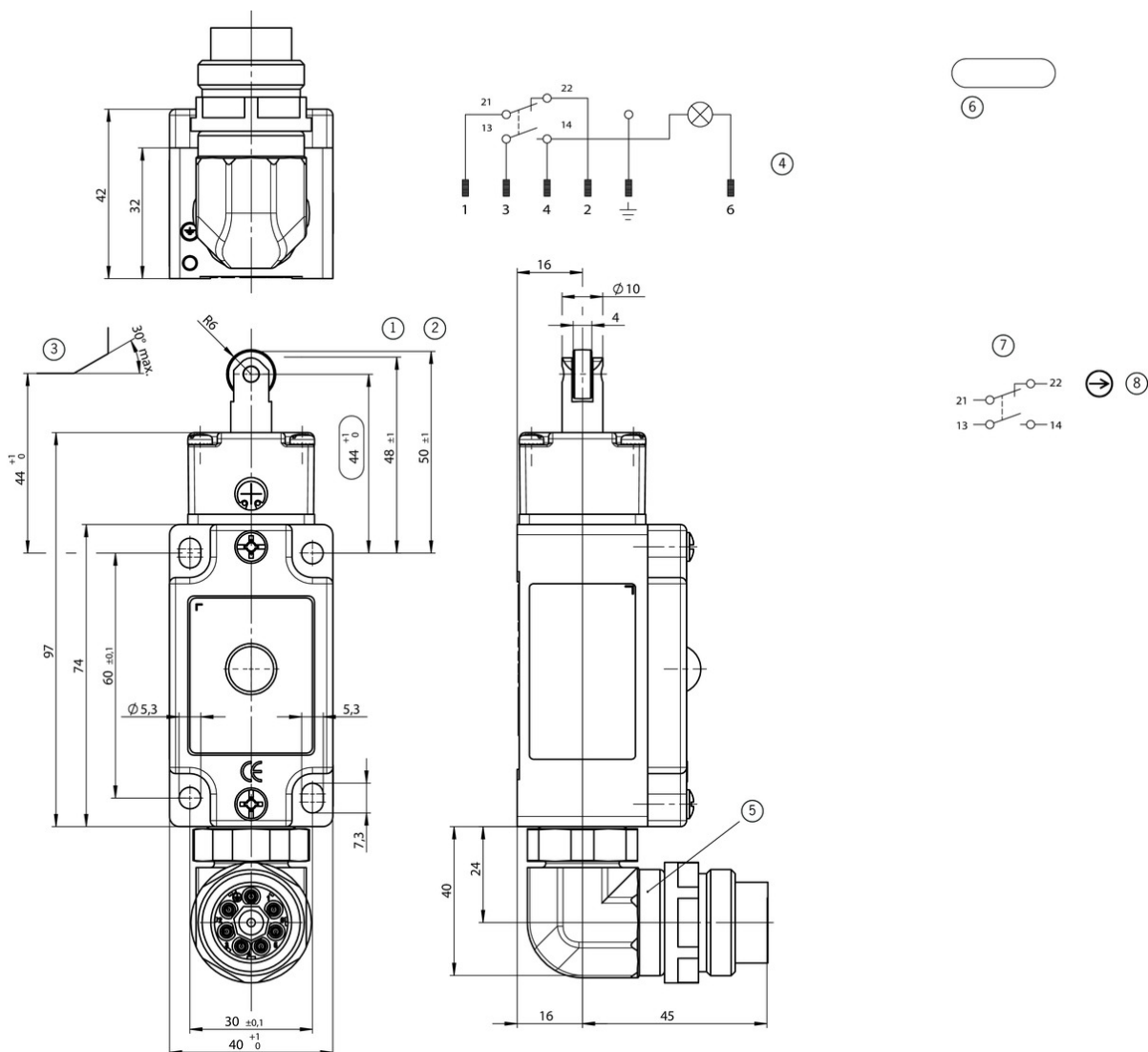
[1] Contact closing time <4 contact bounce time <3

[2] 6-pin + PE

[3] Steel roller d roller = 12 mm

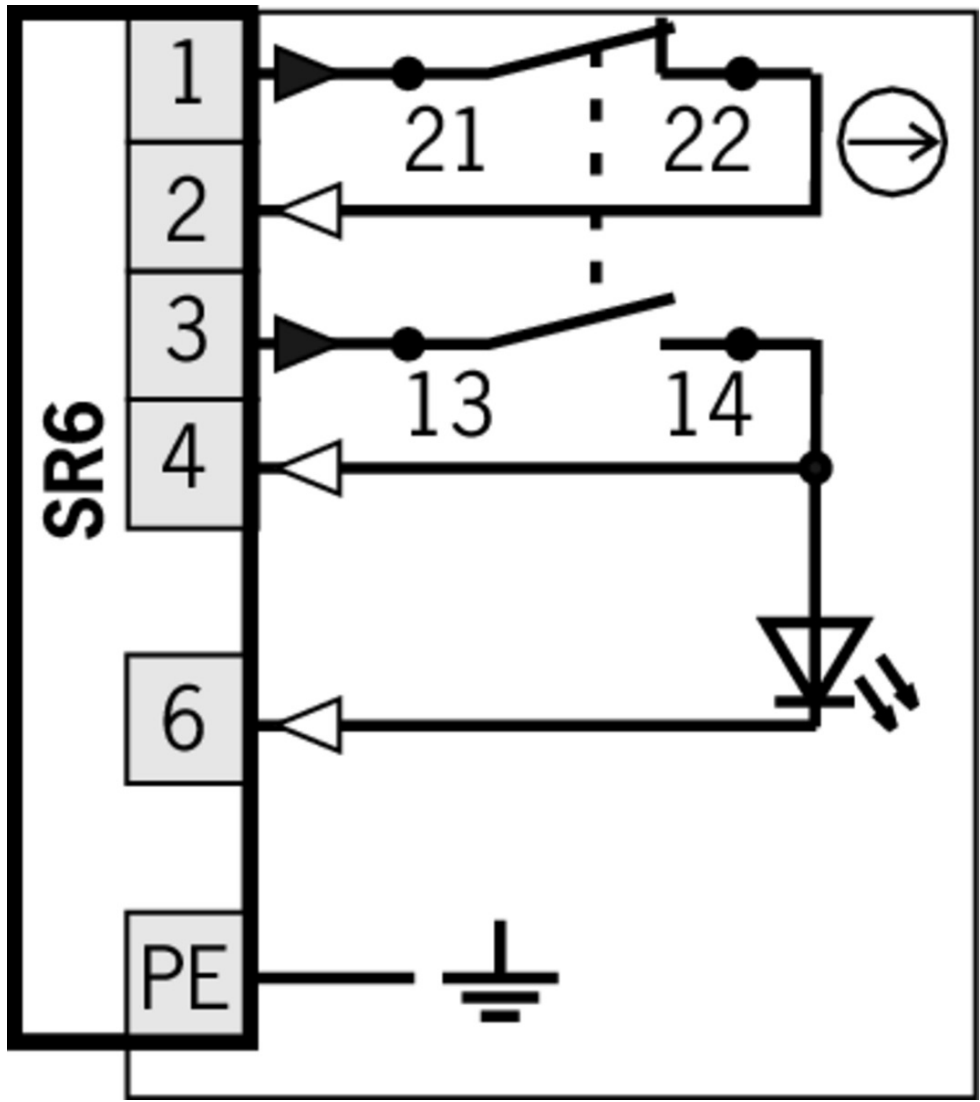
[4] Special wiring

Dimension drawing

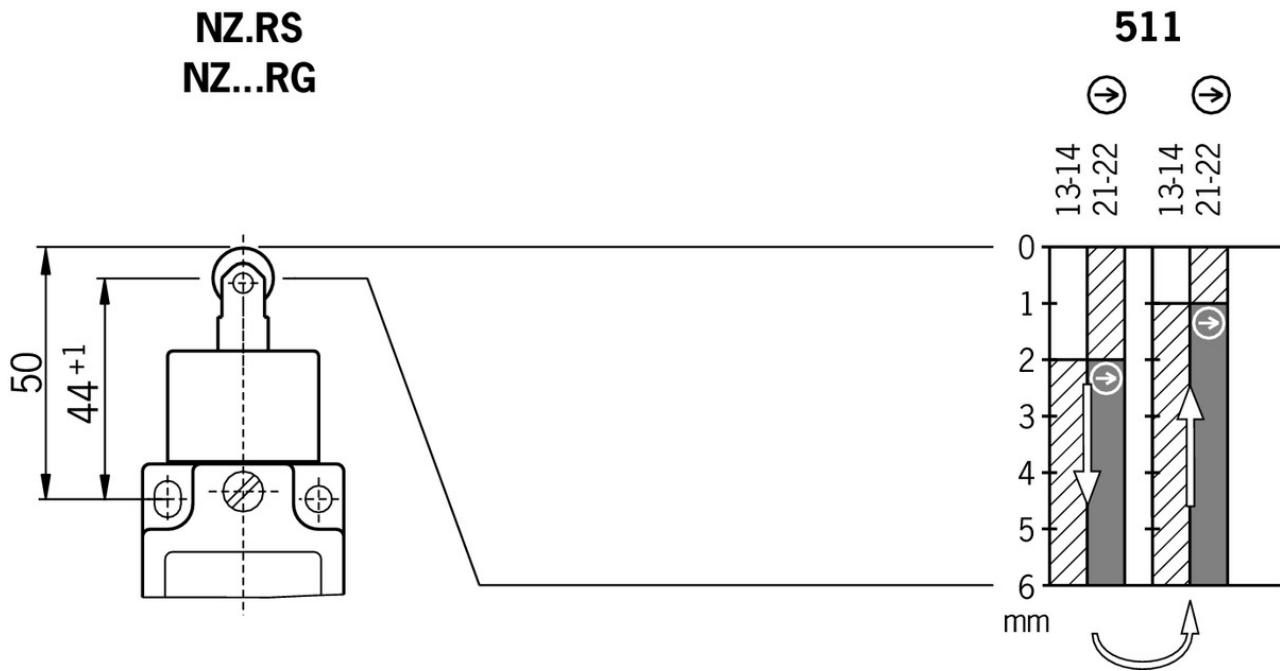


Legende




- 1 Operating point
- 2 Free position
- 3 Dog
- 4 Plug connectors according to DIN 43651 type SR6AM2, pay attention to wiring! Related plug connectors are to be ordered separately.
- 5 Elbow adapter: Nut not locked. Is fixed on mounting by the customer. Adjustable max. 90° to right or left.
- 6 Positive opening function is dependent on maintaining this distance. Actuator (dog) must be positively mounted on the machine. Switch can be replaced only with the same type.
- 7 Switching element in free position
- 8 Switching element ES511 snap-action contact element 1 NO contact + 1 NC contact; NC contact positive opening



Travel diagram



Legende

-  Contacts closed
-  Contacts open
-  Contacts positively driven

Connection material

☑ Plug connector SR6

087180 SR6AM2-M20

☑ Features

- › Crimp contacts
- › Male socket



024999 SR6WFG11R

☑ Features

- › Socket crimp contacts
- › 6-pin+PE
- › Contact carrier can be adjusted in 7 outlet directions

013178 SR6K

☑ Features

- › Coding for plug connector SR6
- › Coding shells



013176 SR6EF

▼ Features

- › Crimp contacts
 - › Coding shells
-

▼ Connection cable with plug connector SR6, 5m



077632 C-M26F07-07X1,0PU05,0-MA-077632

▼ Features

- › Female plug SR6, 6-pin + PE
 - › Straight plug connector
 - › PUR cable
 - › Cable length 5 m
 - › With flying lead
-

▼ Connection cable with plug connector SR6, 5m, angled



077638 C-R22F07-07X1,0PU05,0-MA-077638

▼ Features

- › Female plug SR6, 6-pin + PE
 - › Angled plug connector
 - › PUR cable
 - › Cable length 5 m
 - › With flying lead
-

▼ Connection cable with plug connector SR6, 10m



077633 C-M26F07-07X1,0PU10,0-MA-077633

▼ Features

- › Female plug SR6, 6-pin + PE
 - › Straight plug connector
 - › PUR cable
 - › Cable length 10 m
 - › With flying lead
-

▼ Connection cable with plug connector SR6, 10m, angled



077639 C-R22F07-07X1,0PU10,0-MA-077639

▼ Features

- › Female plug SR6, 6-pin + PE
 - › Angled plug connector
 - › PUR cable
 - › Cable length 10 m
 - › With flying lead
-

▼ Connection cable with plug connector SR6, 15m



077634 C-M26F07-07X1,0PU15,0-MA-077634

▼ Features

- › Female plug SR6, 6-pin + PE
- › Straight plug connector

- › PUR cable
- › Cable length 15 m
- › With flying lead

☑ Connection cable with plug connector SR6, 15m, angled



077640 C-R22F07-07X1,0PU15,0-MA-077640

☑ Features

- › Female plug SR6, 6-pin + PE
- › Angled plug connector
- › PUR cable
- › Cable length 15 m
- › With flying lead

☑ Connection cable with plug connector SR6, 20m















098128 C-M26F07-07X1,0PU20,0-MA-098128

☑ Features


- › Female plug SR6, 6-pin + PE
- › Straight plug connector
- › PUR cable
- › Cable length 20 m
- › With flying lead













Instructions

☑ Betriebsanleitung Sicherheitsschalter NZ.D.../NZ.W.../NZ.R...

	Doc. no.	Version	Language	Download
Betriebsanleitung Sicherheitsschalter NZ.D.../NZ.W.../NZ.R...	074549	10-01/17	 	 1.8 MB
Manual de instrucciones Interruptores de seguridad NZ.D.../NZ.W.../NZ.R...			 	
Mode d'emploi Interrupteur de sécurité NZ.D.../NZ.W.../NZ.R...				
Istruzioni di impiego Finecorsa di sicurezza NZ.D.../NZ.W.../NZ.R...				
Operating Instructions Safety Switch NZ.D.../NZ.W.../NZ.R...				
Instrukcja obsługi Wyłącznik bezpieczeństwa NZ.D.../NZ.W.../NZ.R...	074549	10-01/17		 0.4 MB
Инструкция по эксплуатации Предохранительный выключатель NZ.D.../NZ.W.../NZ.R...	074549	10-01/17		 0.6 MB
Návod na prevádzku Bezpečnostný spínač NZ.D.../NZ.W.../NZ.R...	074549	10-01/17		 0.4 MB

Catalogs

- 
 Sicherheitsschalter mit Metallgehäuse Safety Switches with Metal Housing Bezpečnostní spínače s kovovým pouzdem Interrupteurs de sécurité avec boîtier métallique 金属壳体 的安全开关 Interruptores de seguridad con carcasa metálica

	Doc. no.	Version	Language	Download
Sicherheitsschalter mit Metallgehäuse	100319	11-03/18		 7.9 MB
Interrupteurs de sécurité avec boîtier métallique	100676	11-03/18		 7.9 MB
Interruptores de seguridad con carcasa metálica	104856	11-03/18		 14.0 MB
Safety Switches with Metal Housing	100369	11-03/18		 7.9 MB
Bezpečnostní spínače s kovovým pouzdem	121650	11-03/18		 7.9 MB
金属壳体 的安全开关	102453	11-03/18		 8.2 MB

Declaration of conformity

- 
 EU prohlášení o shodě

	Doc. no.	Version	Language	Download
EU-Konformitätserklärung	2077153	25-02/17		 0.3 MB
Declaración UE de conformidad				
Déclaration UE de conformité				
Dichiarazione di conformità				
EU declaration of conformity				
EU prohlášení o shodě	2077153	25-02/17		 0.5 MB
EU-overensstemmelseserklæring				
Δήλωση συμμόρφωσης της ΕΕ				
EU-vaatimustenmukaisuusvakuutus				
EU-típusbizonyítvány				
EU-conformiteitsverklaring				
Deklaracja zgodności UE				
Declaração de Conformidade UE				
Declarația de conformitate UE				
EÚ vyhlásenie o zhode				

CAD data

CAD data for this item on TraceParts