

ITEM 087147 N1ARL508-M

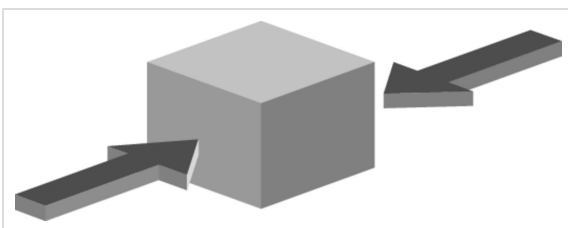
Description	Technical data	Accessories	Downloads
-------------	----------------	-------------	-----------



Features

- › Housing according to DIN 43693
- › Steel roller \varnothing 18 mm

Approach direction



- › Figure
Horizontal
Can be adjusted in 90° steps

Switching element

508 Slow-action switching contact 1 NC \ominus

\triangle To achieve the positively driven travel, the dimension $\textcircled{31-0,5}$ must be maintained by the trip dog. Actuating elements such as dog approach guides must be firmly mounted in accordance with EN ISO 14119, i.e. riveted, welded

or otherwise secured against becoming loose.

Approvals



Mechanical values and environment

Design	Housing according to DIN 43693
Housing material	Anodized die-cast alloy
Weight	
Net	0,25 kg
Ambient temperature	-25 ... 80 °C
Degree of protection	IP67
Mechanical life	30 x 10 ⁶
Contact material	Silver alloy, gold flashed
Switching principle	Slow-action switching contact
Installation position	Any
Number of switching elements	1
Number of positively driven contacts	1
Connection	
	2 x M16 x 1.5
Approach speed	
max.	0,01 ... 20 m/min
Actuating element	Roller plunger [1]
Roller diameter	18 mm
Actuating force	min.15 N

Electrical connection ratings

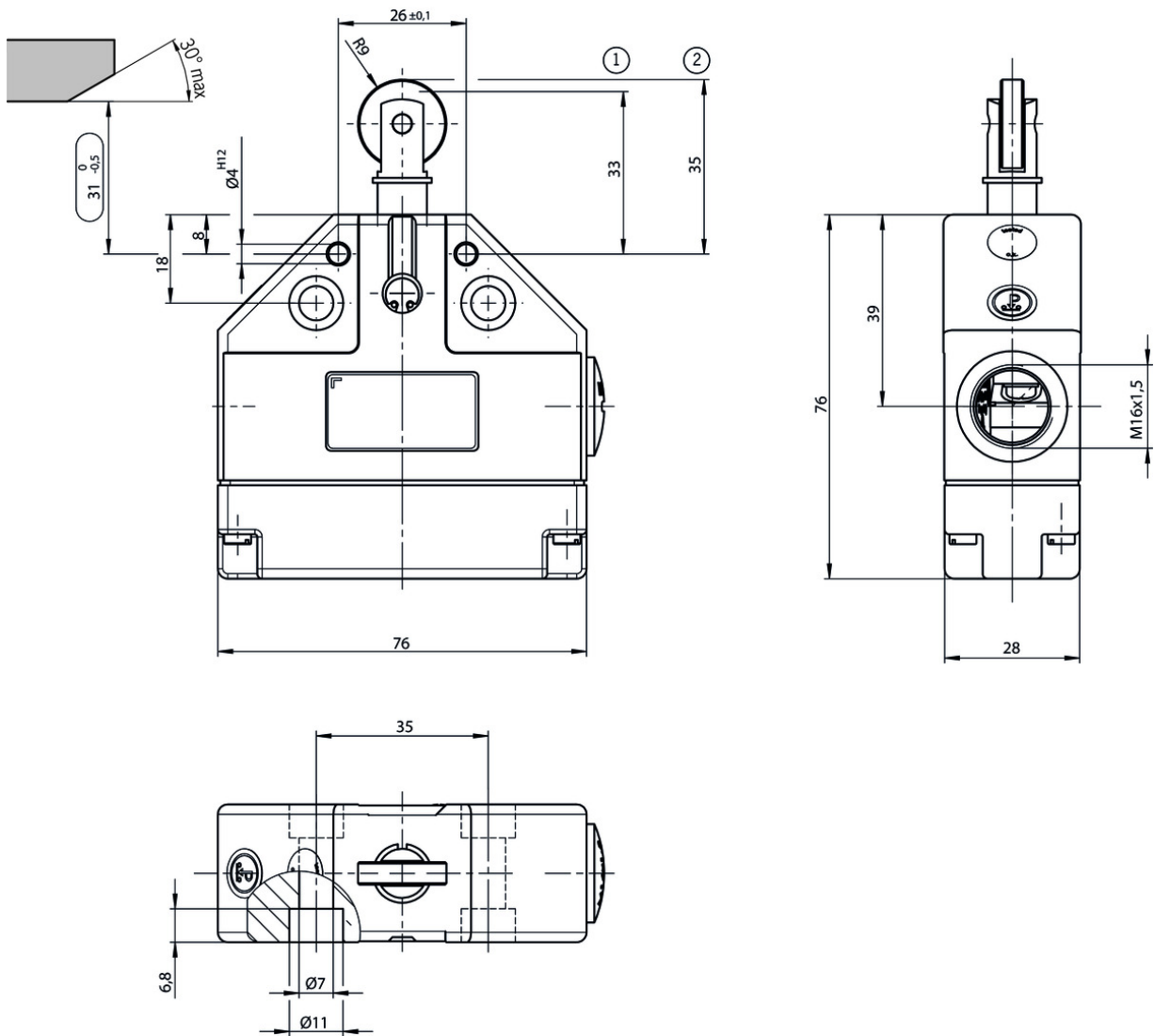
Rated thermal current I _{th}	10 A
Utilization category according to EN 60947-5-1	
AC-15	6A 230V
DC-13	6A 24V
Short circuit protection according to IEC 60269-1	
(Fuse)	10A gG
Rated insulation voltage U _i	250 V
Rated impulse withstand voltage U _{imp}	4 kV
Switching current	
Min. at DC 24V	10 mA
Connection cross-section	0,34 ... 1,5 mm ²

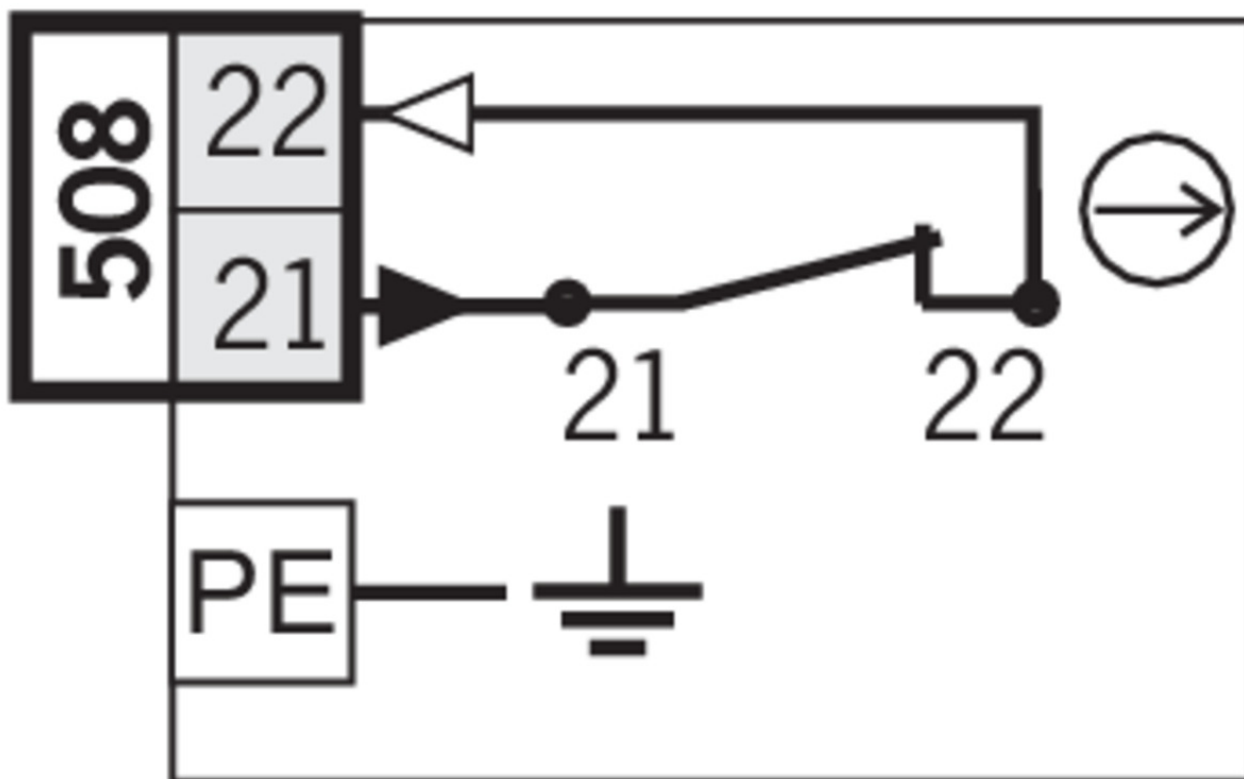
Reliability values acc. to EN ISO 13849-1

	Monitoring of the safety guard position
B10 _D	20×10^6

[1] Plain bearing

Dimension drawing








Travel diagram



Legende

-  Contacts closed
-  Contacts open
-  Contacts positively driven

Connection material

▼ Cable glands M16x1.5



086328 EKVM16/04



086330 EKVM16/06



084572 EKPM16/05

Instructions

▼ Manual de instrucciones Finales de carrera unitarios de precisión N1A

	Doc. no.	Version	Language	Download
Betriebsanleitung Präzisions-Einzelgrenztaster N1A Operating Instructions Precision Single Limit Switches N1A	2032309	12-01/18	 	0.8 MB
Mode d'emploi Monopistes de précision N1A	2032309	12-01/18		0.4 MB
Manual de instrucciones Finales de carrera unitarios de precisión N1A	2032309	12-01/18		0.4 MB
Istruzioni di impiego Finecorsa di precisione singoli N1A	2032309	12-01/18		0.4 MB

Catalogs


▼ Positionsschalter und Reihengrenztaster Position Switches and Multiple Limit Switches
Interrupteurs de position et boîtiers multipistes

	Doc. no.	Version	Language	Download
Positionsschalter und Reihengrenztaster	157835	01-03/18		4.1 MB
Interrupteurs de position et boîtiers multipistes	157837	01-03/18		4.1 MB
Position Switches and Multiple Limit Switches	157836	01-03/18		4.1 MB

▼ Sicherheitsschalter mit Metallgehäuse Safety Switches with Metal Housing Bezpečnostní spínače s kovovým pouzdrém Interrupteurs de sécurité avec boîtier métallique 金属壳体 的安全开关
Interruptores de seguridad con carcasa metálica

	Doc. no.	Version	Language	Download
Sicherheitsschalter mit Metallgehäuse	100319	11-03/18		7.9 MB
Interrupteurs de sécurité avec boîtier métallique	100676	11-03/18		7.9 MB
Interruptores de seguridad con carcasa metálica	104856	11-03/18		14.0 MB
Safety Switches with Metal Housing	100369	11-03/18		7.9 MB
Bezpečnostní spínače s kovovým pouzdrém	121650	11-03/18		7.9 MB
金属壳体 的安全开关	102453	11-03/18		8.2 MB

Declaration of conformity

 EU prohlášení o shodě

	Doc. no.	Version	Language	Download
EU-Konformitätserklärung Declaración UE de conformidad Déclaration UE de conformité Dichiarazione di conformità EU declaration of conformity	2077153	25-02/17	    	 0.3 MB
EU prohlášení o shodě EU-overensstemmelseserklæring Δήλωση συμμόρφωσης της ΕΕ EU-vaatimustenmukaisuusvakuutus EU-típusbizonyítvány EU-conformiteitsverklaring Deklaracja zgodności UE Declaração de Conformidade UE Declarația de conformitate UE EÚ vyhlásenie o zhode	2077153	25-02/17	         	 0.5 MB

CAD data

CAD data for this item on TraceParts