

**ITEM 089631 NZ1RS-3131-M**

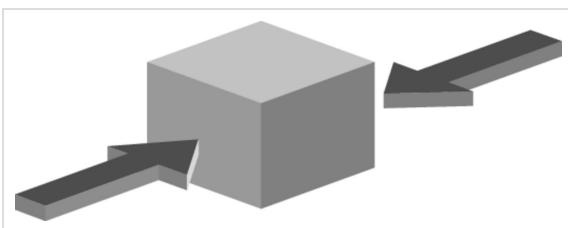
Description	Technical data	Accessories	Downloads
-------------	----------------	-------------	-----------



**Features**

- › Version C according to EN 50041(steel roller  $\varnothing$  12 mm)
- › Cable entry M20 x 1.5

**Approach direction**



- › Figure  
Horizontal  
Can be adjusted in 90° steps

**Switching element**

**3131H** Slow-action switching contact 2 NC $\ominus$  + 2 NO

## Approvals



### Mechanical values and environment

Housing material	Anodized die-cast alloy
Weight	Net 0,3 kg
Ambient temperature	-25 ... 80 °C
Degree of protection	IP67
Mechanical life	$30 \times 10^6$
Contact material	Silver alloy, gold flashed
Switching principle	Slow-action switching contact
Installation position	Any
Number of door position positively driven contacts	2
Number of NO contacts	2
Connection	1 x M20 x 1.5
Approach speed	max. 0,1 ... 20 m/min
Actuating element	Plain bearing metal Roller plunger <sup>[1]</sup>
Actuating force	15 ... 30 N

### Electrical connection ratings

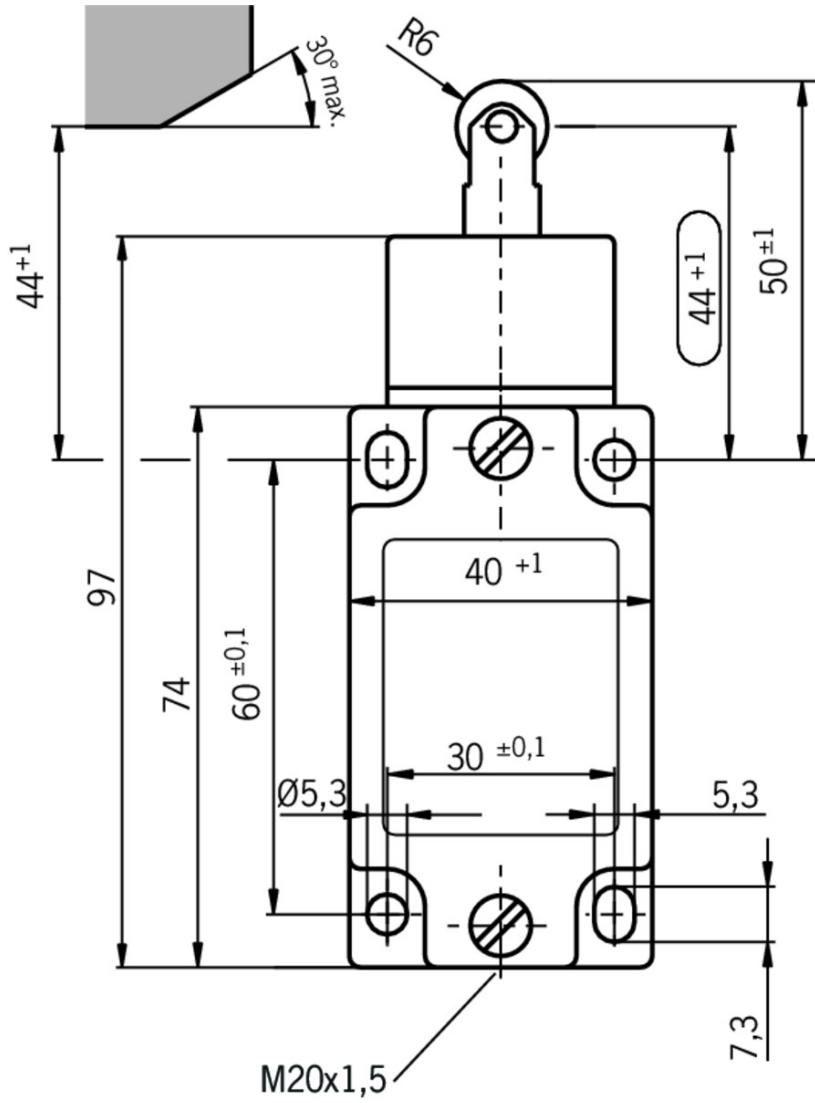
Rated thermal current $I_{th}$	4 A
Utilization category according to EN 60947-5-1	AC-15 4A 230V DC-13 4A 24V
Short circuit protection according to IEC 60269-1	(Fuse) 4A gG
Rated insulation voltage $U_i$	250 V
Rated impulse withstand voltage $U_{imp}$	2,5 kV
Switching current	Min. at DC 24V 1 mA
Connection cross-section	0,34 ... 1,5 mm <sup>2</sup>

### Reliability values acc. to EN ISO 13849-1

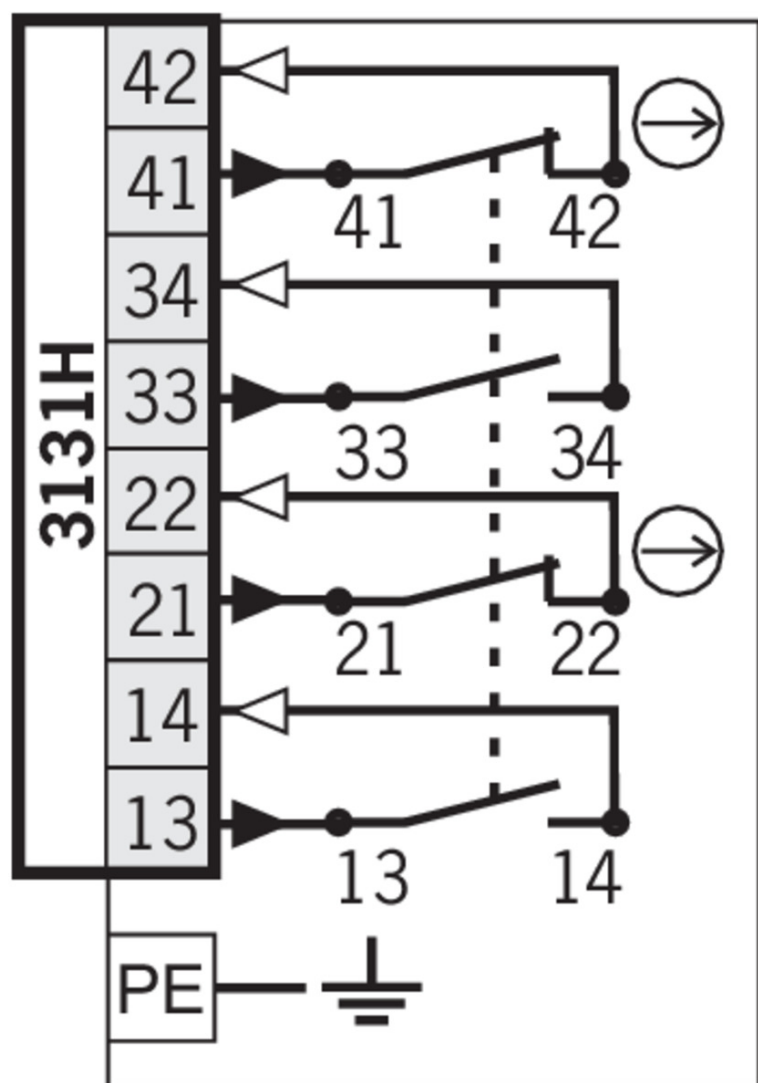
	<b>Monitoring of the safety guard position</b>
B10 <sub>D</sub>	$20 \times 10^6$

[1] d roller = 12 mm

**Dimension drawing**



3131H



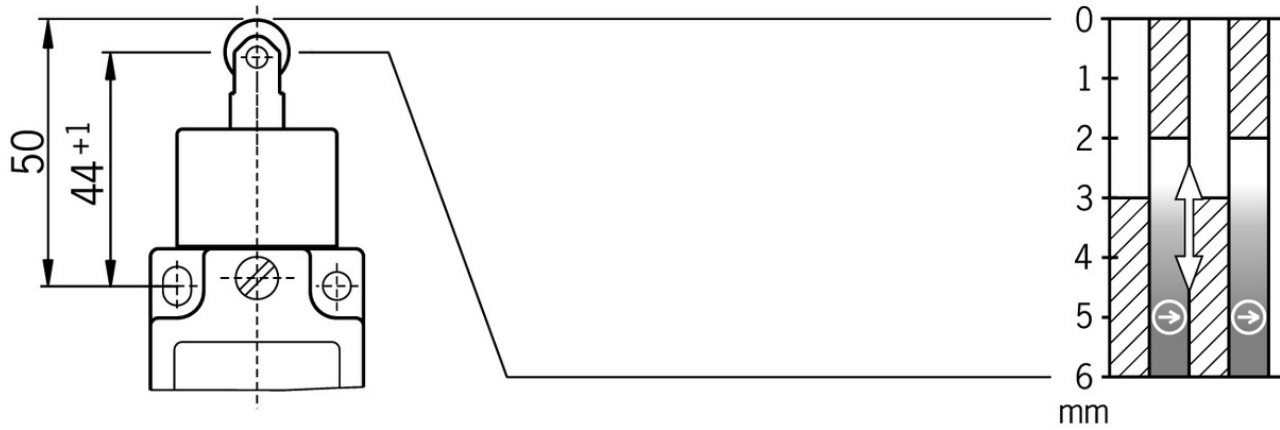
## Travel diagram

**NZ.RS**  
**NZ...RG**




**3131H**



13-14  
21-22  
33-34  
41-42



## Legende

-  Contacts closed
-  Contacts open
-  Contacts positively driven

## Connection material

-  Cable glands M20x1.5



**077684** EKVM20/09



**077683** EKVM20/06

## Instructions

-  Betriebsanleitung Sicherheitsschalter NZ.D.../NZ.W.../NZ.R...

Doc. no.   Version   Language   Download

Betriebsanleitung Sicherheitsschalter NZ.D.../NZ.W.../NZ.R... Manual de instrucciones Interruptores de seguridad NZ.D.../NZ.W.../NZ.R... Mode d'emploi Interrupteur de sécurité NZ.D.../NZ.W.../NZ.R... Istruzioni di impiego Finecorsa di sicurezza NZ.D.../NZ.W.../NZ.R... Operating Instructions Safety Switch NZ.D.../NZ.W.../NZ.R...	074549	10-01/17	    	 1.8 MB
Instrukcja obsługi Wyłącznik bezpieczeństwa NZ.D.../NZ.W.../NZ.R...	074549	10-01/17		 0.4 MB
Инструкция по эксплуатации Предохранительный выключатель NZ.D.../NZ.W.../NZ.R...	074549	10-01/17		 0.6 MB
Návod na prevádzku Bezpečnostný spínač NZ.D.../NZ.W.../NZ.R...	074549	10-01/17		 0.4 MB

## Catalogs

- ✓ Sicherheitsschalter mit Metallgehäuse Safety Switches with Metal Housing Bezpečnostní spínače s kovovým pouzdem Interrupteurs de sécurité avec boîtier métallique 金属壳体 的安全开关 Interruptores de seguridad con carcasa metálica

	Doc. no.	Version	Language	Download
Sicherheitsschalter mit Metallgehäuse	100319	11-03/18		 7.9 MB
Interrupteurs de sécurité avec boîtier métallique	100676	11-03/18		 7.9 MB
Interruptores de seguridad con carcasa metálica	104856	11-03/18		 14.0 MB
Safety Switches with Metal Housing	100369	11-03/18		 7.9 MB
Bezpečnostní spínače s kovovým pouzdem	121650	11-03/18		 7.9 MB
金属壳体 的安全开关	102453	11-03/18		 8.2 MB

## Declaration of conformity

- ✓ EU prohlášení o shodě

	Doc. no.	Version	Language	Download
EU-Konformitätserklärung Declaración UE de conformidad Déclaration UE de conformité Dichiarazione di conformità EU declaration of conformity	2077153	25-02/17	    	 0.3 MB
EU prohlášení o shodě EU-overensstemmelseserklæring Δήλωση συμμόρφωσης της ΕΕ EU-vaatimustenmukaisuusvakuutus EU-típusbizonyítvány EU-conformiteitsverklaring Deklaracja zgodności UE Declaração de Conformidade UE Declarația de conformitate UE EÚ vyhlásenie o zhode	2077153	25-02/17	         	 0.5 MB

## CAD data

