

ITEM 090254 NZ1HS-2121-M

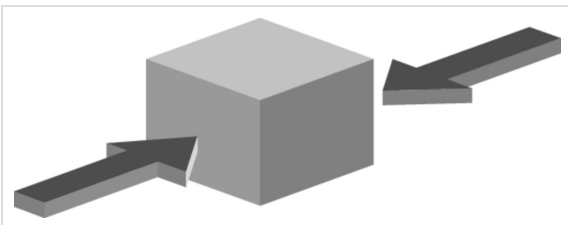
Description	Technical data	Accessories	Downloads
-------------	----------------	-------------	-----------



Features

- › Version A according to EN 50041(steel roller \varnothing 18 mm)
- › Cable entry M20 x 1.5

Approach direction



- › Figure
Horizontal

Switching direction

- › Right, left or both sides

Switching element

Approvals



Mechanical values and environment

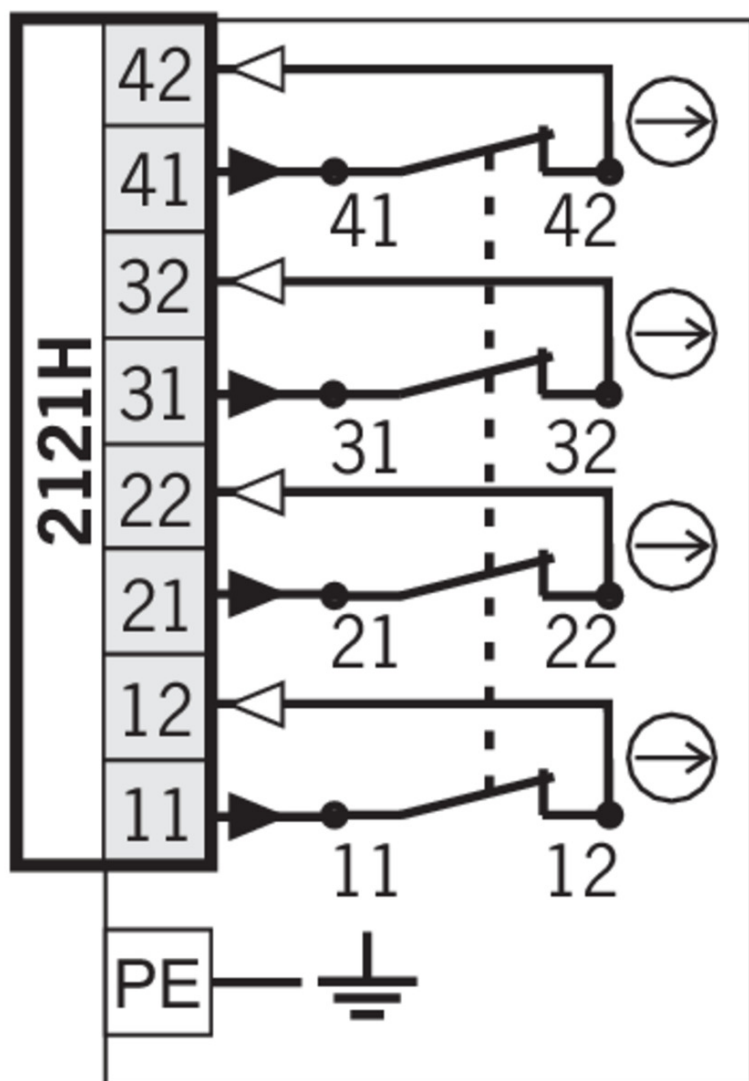
Housing material	Anodized die-cast alloy	
Weight	Net	0,3 kg
Ambient temperature	-25 ... 80 °C	
Degree of protection	IP67	
Mechanical life	30 x 10 ⁶	
Contact material	Silver alloy, gold flashed	
Switching principle	Slow-action switching contact	
Installation position	Any	
Number of door position positively driven contacts	4	
Connection		
		1 x M20 x 1.5
Approach speed		
	max.	0,1 ... 60 m/min
Actuating element		
	Plain bearing metal	Lever arm ^[1]
Actuating force	min.15 N	

Electrical connection ratings

Rated thermal current I _{tH}	4 A	
Utilization category according to EN 60947-5-1		
	AC-15	4A 230V
	DC-13	4A 24V
Short circuit protection according to IEC 60269-1		
	(Fuse)	4A gG
Rated insulation voltage U _i	250 V	
Rated impulse withstand voltage U _{imp}	2,5 kV	
Switching current		
	Min. at DC 24V	1 mA
Connection cross-section	0,34 ... 1,5 mm ²	

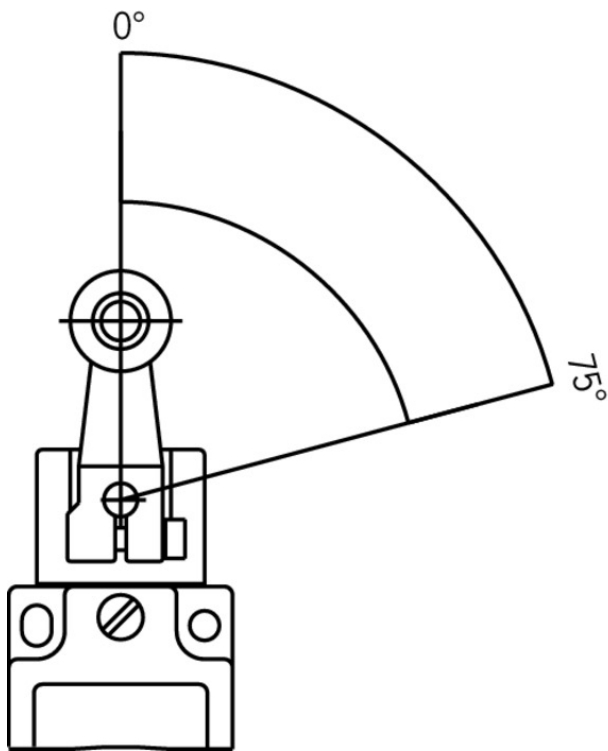
Reliability values acc. to EN ISO 13849-1

2121H



Travel diagram

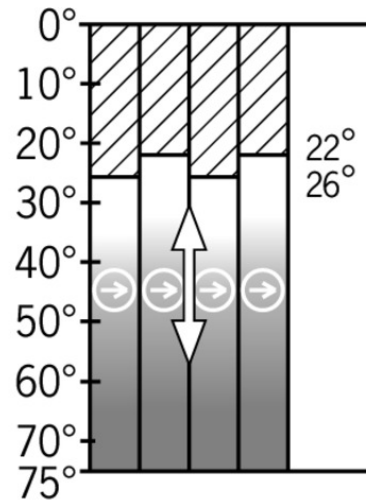
NZ...HS
NZ...HB






2121H



11-12
21-22
31-32
41-42



Legende

-  Contacts closed
-  Contacts open
-  Contacts positively driven

Connection material

-  Cable glands M20x1.5



077683 EKVM20/06



077684 EKVM20/09

Spare parts

-  Lever arm with steel roller



012043 NHS ROLLENHEBEL

Features

- › Steel roller Ø18mm

Instructions

Betriebsanleitung Sicherheitsschalter NZ.H/P

	Doc. no.	Version	Language	Download
Betriebsanleitung Sicherheitsschalter NZ.H/P Manual de instrucciones Interruptores de seguridad NZ.H/P Mode d'emploi Interrupteur de sécurité NZ.H/P Istruzioni di impiego Finecorsa di sicurezza NZ.H/P Operating Instructions Safety Switch NZ.H/P	074550	11-12/16	 	2.1 MB
Instrukcja obsługi Wyłącznik bezpieczeństwa NZ.H/P	074550	11-12/16		0.5 MB
Инструкция по эксплуатации Предохранительный выключатель NZ.H/P	074550	11-12/16		0.6 MB
Návod na prevádzku Bezpečnostný spínač NZ.H/P	074550	11-12/16		0.5 MB

Catalogs












Sicherheitsschalter mit Metallgehäuse Safety Switches with Metal Housing Bezpečnostní spínače s kovovým pouzdrém Interrupteurs de sécurité avec boîtier métallique 金属壳体的安全开关 Interruptores de seguridad con carcasa metálica

	Doc. no.	Version	Language	Download
Sicherheitsschalter mit Metallgehäuse	100319	11-03/18		7.9 MB
Interrupteurs de sécurité avec boîtier métallique	100676	11-03/18		7.9 MB
Interruptores de seguridad con carcasa metálica	104856	11-03/18		14.0 MB
Safety Switches with Metal Housing	100369	11-03/18		7.9 MB
Bezpečnostní spínače s kovovým pouzdrém	121650	11-03/18		7.9 MB
金属壳体的安全开关	102453	11-03/18		8.2 MB

Declaration of conformity

EU prohlášení o shodě

	Doc. no.	Version	Language	Download
EU-Konformitätserklärung Declaración UE de conformidad Déclaration UE de conformité Dichiarazione di conformità EU declaration of conformity	2077153	25-02/17	 	0.3 MB

EU prohlášení o shodě	2077153	25-02/17		 0.5 MB
EU-overensstemmelseserklæring				
Δήλωση συμμόρφωσης της ΕΕ				
EU-vaatimustenmukaisuusvakuutus				
EU-típusbizonyítvány				
EU-conformiteitsverklaring				
Deklaracja zgodności UE				
Declaração de Conformidade UE				
Declarația de conformitate UE				
EÚ vyhlásenie o zhode				

CAD data

CAD data for this item on TraceParts