

## ITEM 090930 NZ2RK-528SVM5

Description	Technical data	Accessories	Downloads
-------------	----------------	-------------	-----------



### Features

- › Steel roller  $\varnothing$  8 mm
- › Plug connector SVM5

### Approach direction



- › Figure  
Horizontal  
Can be adjusted in 90° steps

### Switching element

**528H** Slow-action switching contact 1 NC $\ominus$  + 1 NO

## Approvals



### Mechanical values and environment

Housing material	Anodized die-cast alloy
Weight	Net 0,3 kg
Ambient temperature	-25 ... 80 °C
Degree of protection	IP67
Mechanical life	$30 \times 10^6$
Contact material	Silver alloy, gold flashed
Switching principle	Slow-action switching contact
Installation position	Any
Number of door position positively driven contacts	1
Number of NO contacts	1
Connection	1 x Plug connector M12 <sup>[1]</sup>
Approach speed	max. 0,1 ... 50 m/min
Actuating element Plain bearing metal	Roller plunger <sup>[2]</sup>
Actuating force	15 ... 30 N

### Electrical connection ratings

Rated thermal current $I_{th}$	4 A
Utilization category according to EN 60947-5-1	AC-15 4A 30V DC-13 4A 24V
Short circuit protection according to IEC 60269-1	(Fuse) 4A gG
Rated insulation voltage $U_i$	50 V
Rated impulse withstand voltage $U_{imp}$	1,5 kV
Switching current	Min. at DC 24V 1 mA

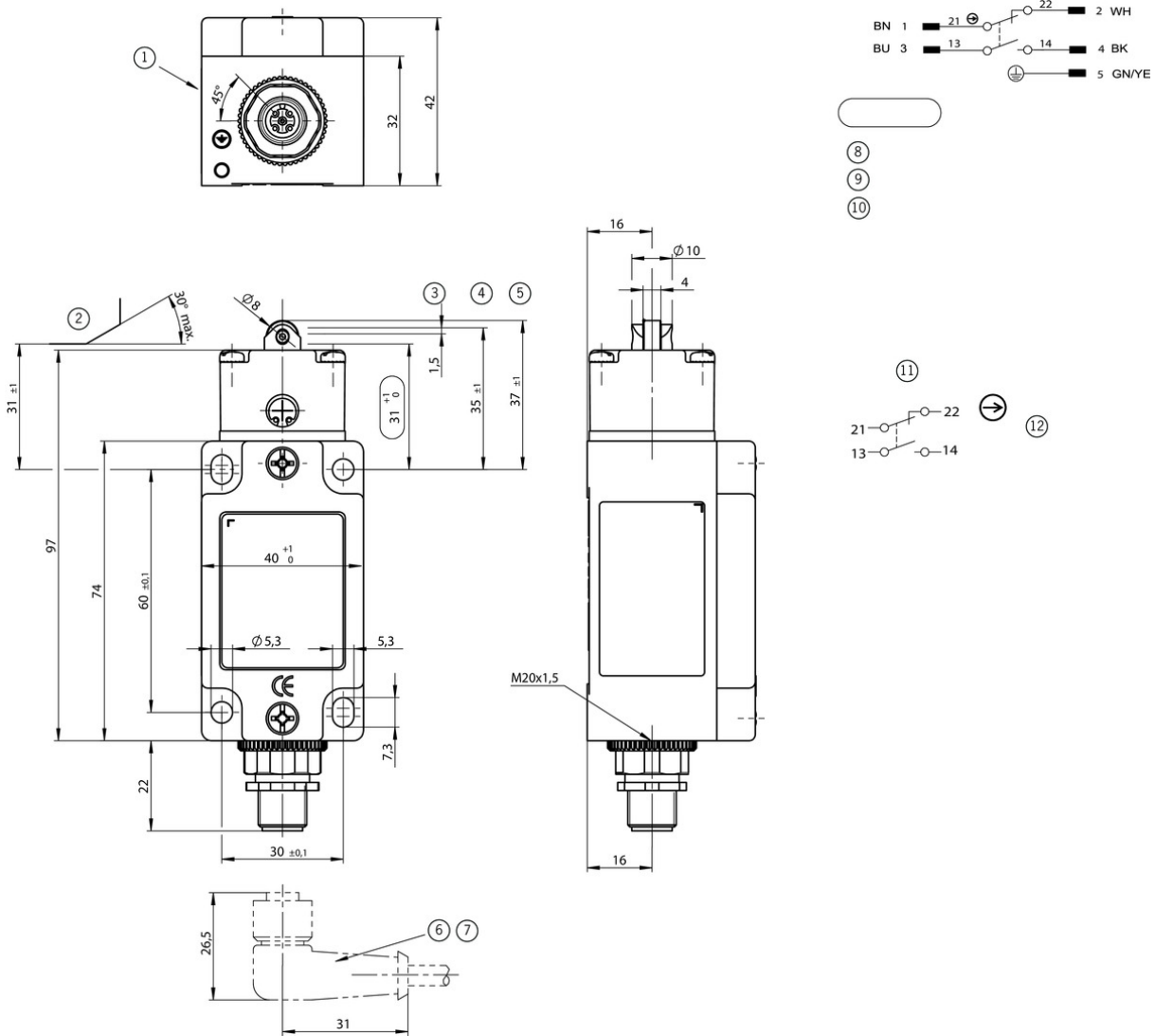
### Reliability values acc. to EN ISO 13849-1

	<b>Monitoring of the safety guard position</b>
B10 <sub>D</sub>	$20 \times 10^6$

[1] 5-pin

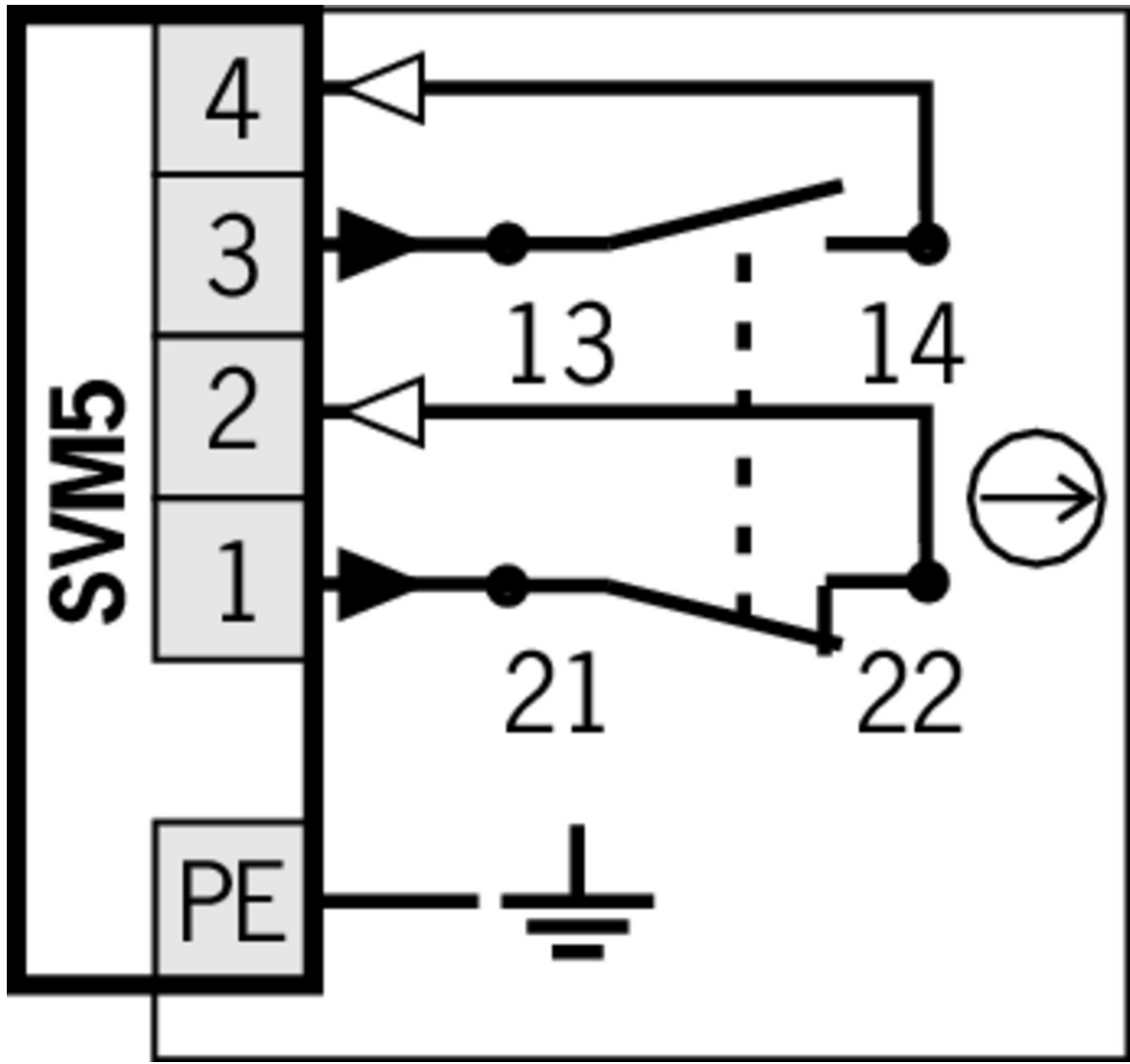
[2] d roller = 8 mm

## Dimension drawing

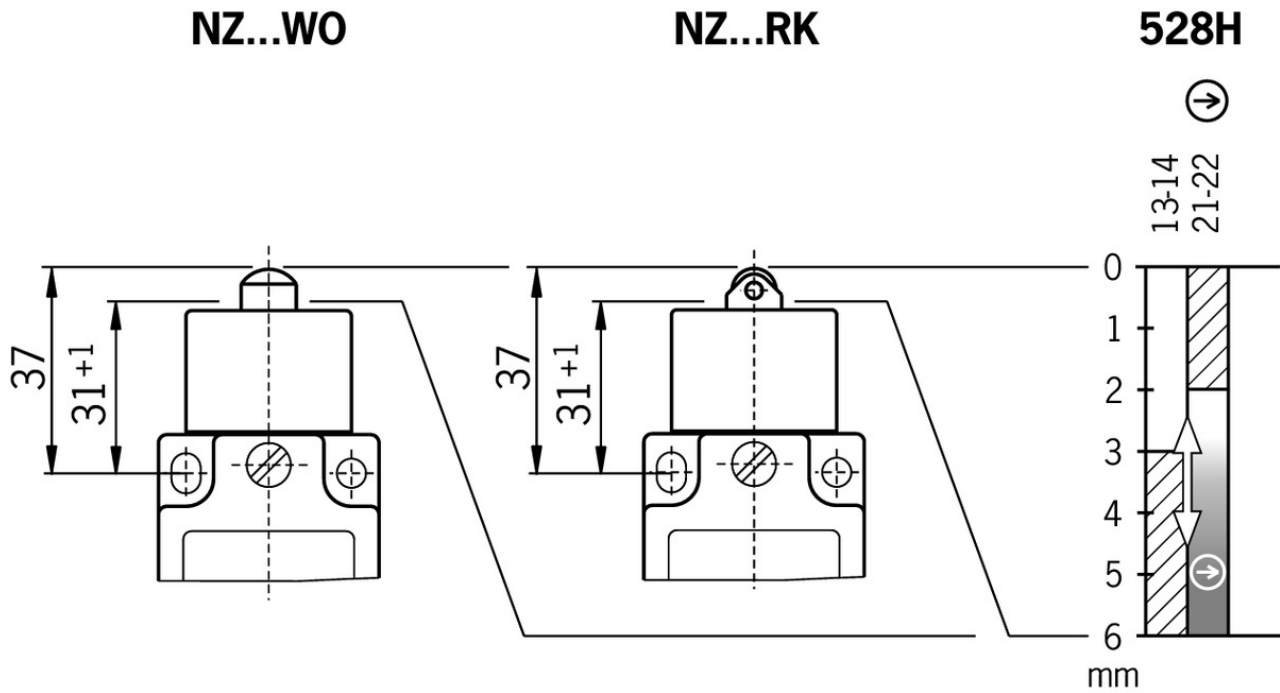


## Legende




- 1 Guide lug aligned
- 2 Dog
- 3 Operating point NO contact
- 4 Operating point NC contact
- 5 Free position
- 6 Right-angle plug connector: Plug connector adjustable to a max. of 270°. Default setting for cable outlet to the right.
- 7 Related plug connectors are to be ordered separately.
- 8 Positive opening function is dependent on maintaining this distance.
- 9 Actuator (dog) must be positively mounted on the machine.
- 10 Switch can be replaced only with the same type.
- 11 Switching element in free position
- 12 Switching element ES528H slow-action contact element 1 NO contact + 1 NC contact, NC contact positive opening



## Travel diagram



## Legende

-  Contacts closed
-  Contacts open
-  Contacts positively driven

## Connection material

- ✓ Connection cable with straight plug connector M12, 5-pin, 5m



**073461** C-M12F05-05X050PU05,0-GA-073461

✓ Features

- › M12 female plug, 4-pin + PE
- › Straight plug connector
- › PUR cable
- › Halogen-free
- › Cable length 5 m
- › With flying lead
- › Cores color-coded

- ✓ Connection cable with angled plug connector M12, 5-pin, 5m



**073462** C-M12F05-05X050PU05,0-GA-073462













✓ Features

- › M12 female plug, 4-pin + PE
- › Angled plug connector
- › PUR cable

- › Halogen-free
- › Cable length 5 m
- › With flying lead
- › Cores color-coded













## Instructions

### ▼ Betriebsanleitung Sicherheitsschalter NZ.D.../NZ.W.../NZ.R...

	Doc. no.	Version	Language	Download
Betriebsanleitung Sicherheitsschalter NZ.D.../NZ.W.../NZ.R...	074549	10-01/17		 1.8 MB
Manual de instrucciones Interruptores de seguridad NZ.D.../NZ.W.../NZ.R...				
Mode d'emploi Interrupteur de sécurité NZ.D.../NZ.W.../NZ.R...				
Istruzioni di impiego Finecorsa di sicurezza NZ.D.../NZ.W.../NZ.R...				
Operating Instructions Safety Switch NZ.D.../NZ.W.../NZ.R...				
Instrukcja obsługi Wyłącznik bezpieczeństwa NZ.D.../NZ.W.../NZ.R...	074549	10-01/17		 0.4 MB
Инструкция по эксплуатации Предохранительный выключатель NZ.D.../NZ.W.../NZ.R...	074549	10-01/17		 0.6 MB
Návod na prevádzku Bezpečnostný spínač NZ.D.../NZ.W.../NZ.R...	074549	10-01/17		 0.4 MB

## Catalogs

### ▼ Sicherheitsschalter mit Metallgehäuse Safety Switches with Metal Housing Bezpečnostní spínače s kovovým pouzdem Interrupteurs de sécurité avec boîtier métallique 金属壳体的安全开关 Interruptores de seguridad con carcasa metálica

	Doc. no.	Version	Language	Download
Sicherheitsschalter mit Metallgehäuse	100319	11-03/18		 7.9 MB
Interrupteurs de sécurité avec boîtier métallique	100676	11-03/18		 7.9 MB
Interruptores de seguridad con carcasa metálica	104856	11-03/18		 14.0 MB
Safety Switches with Metal Housing	100369	11-03/18		 7.9 MB
Bezpečnostní spínače s kovovým pouzdem	121650	11-03/18		 7.9 MB
金属壳体的安全开关	102453	11-03/18		 8.2 MB

## Declaration of conformity

### ▼ EU prohlášení o shodě

Doc. no.	Version	Language	Download
----------	---------	----------	----------

EU-Konformitätserklärung	2077153	25-02/17		 0.3 MB
Declaración UE de conformidad				
Déclaration UE de conformité				
Dichiarazione di conformità				
EU declaration of conformity				
EU prohlášení o shodě	2077153	25-02/17		 0.5 MB
EU-overensstemmelseserklæring				
Δήλωση συμμόρφωσης της ΕΕ				
EU-vaatimustenmukaisuusvakuutus				
EU-típusbizonyítvány				
EU-conformiteitsverklaring				
Deklaracja zgodności UE				
Declaração de Conformidade UE				
Declarația de conformitate UE				
EÚ vyhlásenie o zhode				

### CAD data

CAD data for this item on TraceParts