

ITEM 090964 NZ2RS-538SVM5

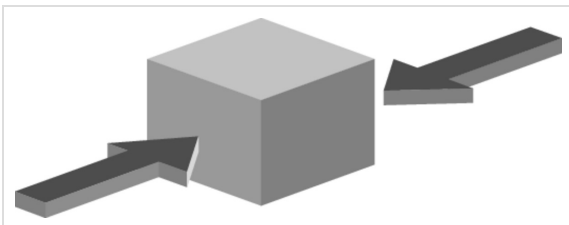
| Description | Technical data | Accessories | Downloads |
|-------------|----------------|-------------|-----------|
|-------------|----------------|-------------|-----------|



Features

- › Version C according to EN 50041(steel roller \varnothing 12 mm)
- › Plug connector SVM5

Approach direction



- › Figure
Horizontal
Can be adjusted in 90° steps

Switching element

538H Slow-action switching contact 2 NC ⊖

Approvals



Mechanical values and environment

| | |
|--|--|
| Housing material | Anodized die-cast alloy |
| Weight | Net 0,3 kg |
| Ambient temperature | -25 ... 80 °C |
| Degree of protection | IP67 |
| Mechanical life | 30 x 10 ⁶ |
| Contact material | Silver alloy, gold flashed |
| Switching principle | Slow-action switching contact |
| Installation position | Any |
| Number of door position positively driven contacts | 2 |
| Connection | 1 x Plug connector M12 [1] |
| Approach speed | max. 0,1 ... 20 m/min |
| Actuating element | Plain bearing metal Roller plunger [2] |
| Actuating force | 15 ... 30 N |

Electrical connection ratings

| | |
|---|------------------------------|
| Rated thermal current I _{th} | 4 A |
| Utilization category according to EN 60947-5-1 | AC-15 4A 30V DC-13 4A 24V |
| Short circuit protection according to IEC 60269-1 | (Fuse) 4A gG |
| Rated insulation voltage U _i | 50 V |
| Rated impulse withstand voltage U _{imp} | 1,5 kV |
| Switching current | Min. at DC 24V 1 mA |

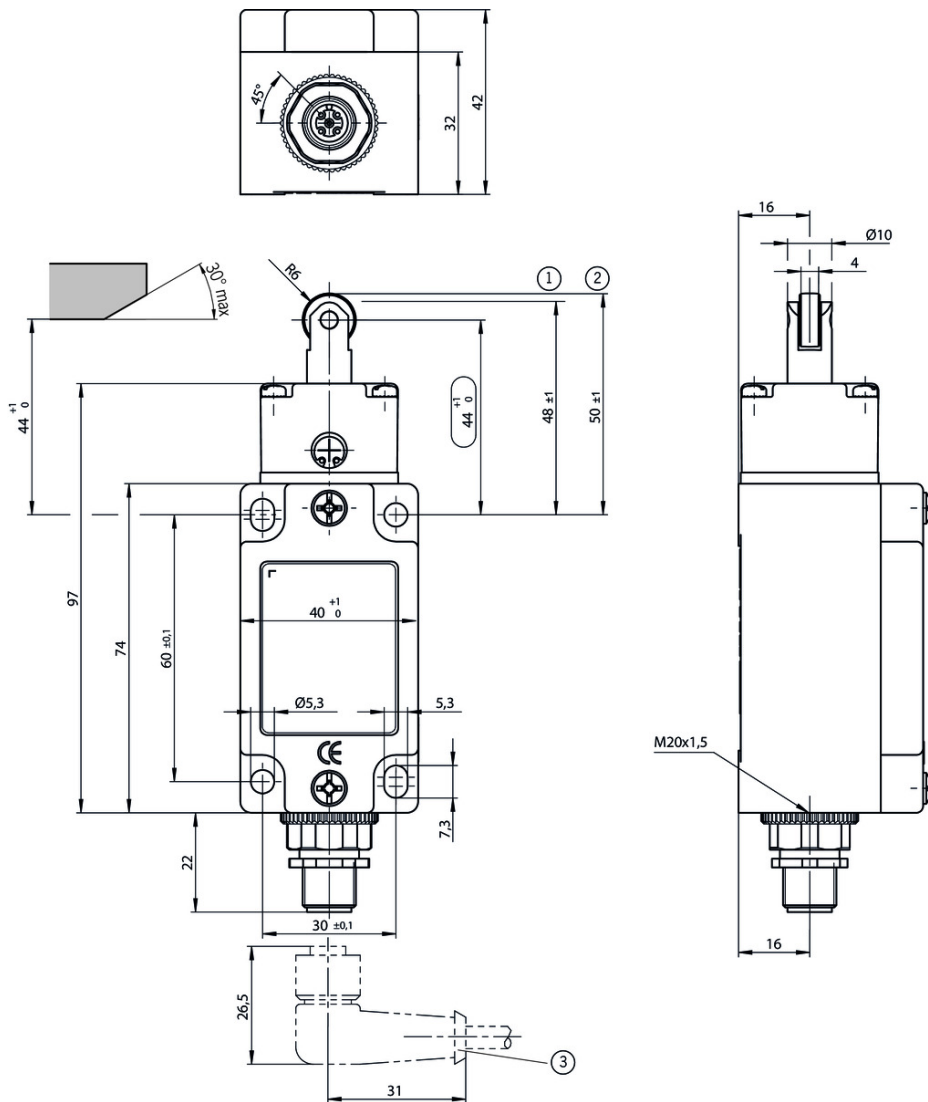
Reliability values acc. to EN ISO 13849-1

| | |
|------------------|--|
| | Monitoring of the safety guard position |
| B10 _D | 20 x 10 ⁶ |

[1] 5-pin

[2] d roller = 12 mm

Dimension drawing

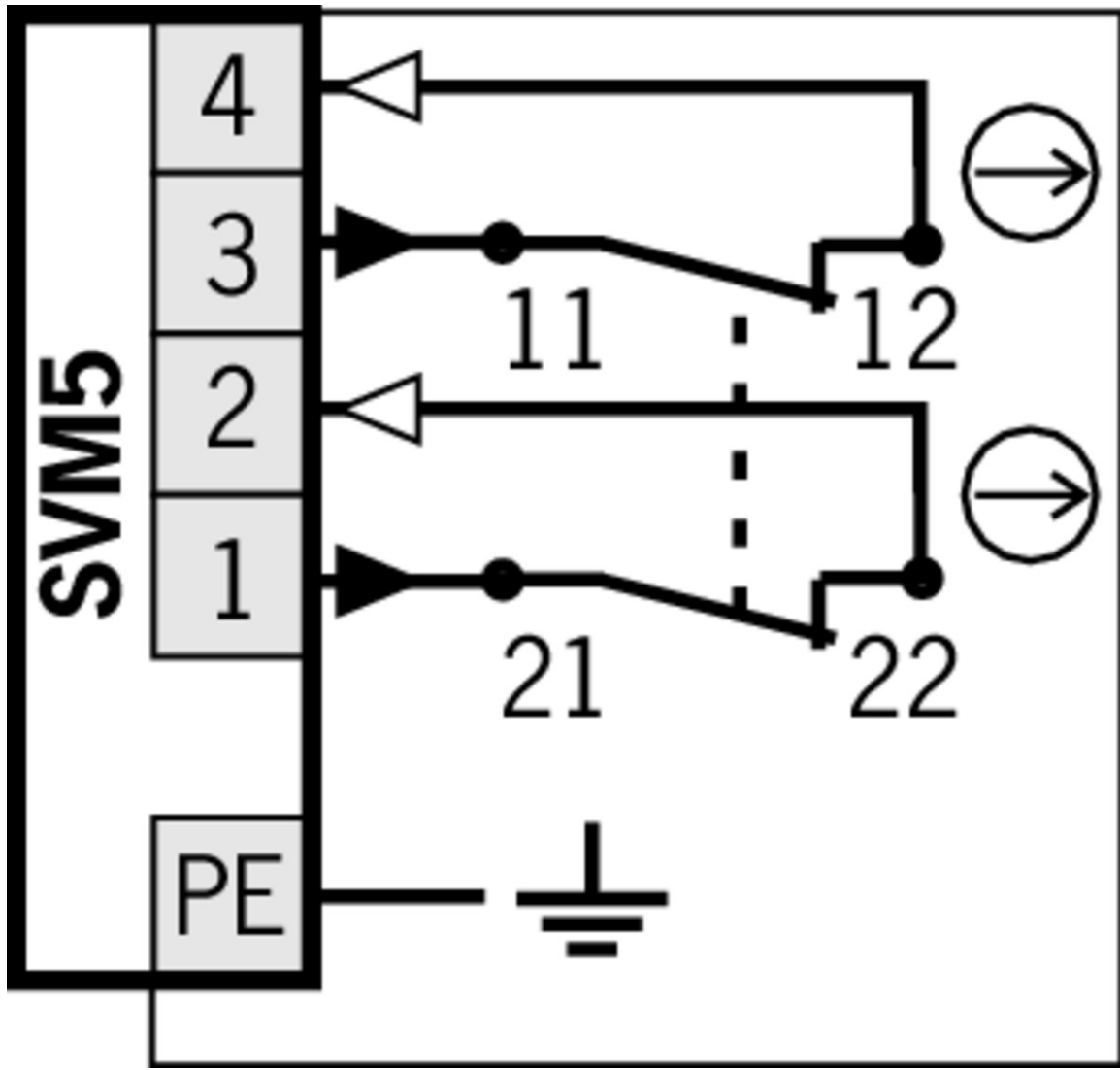


Legende

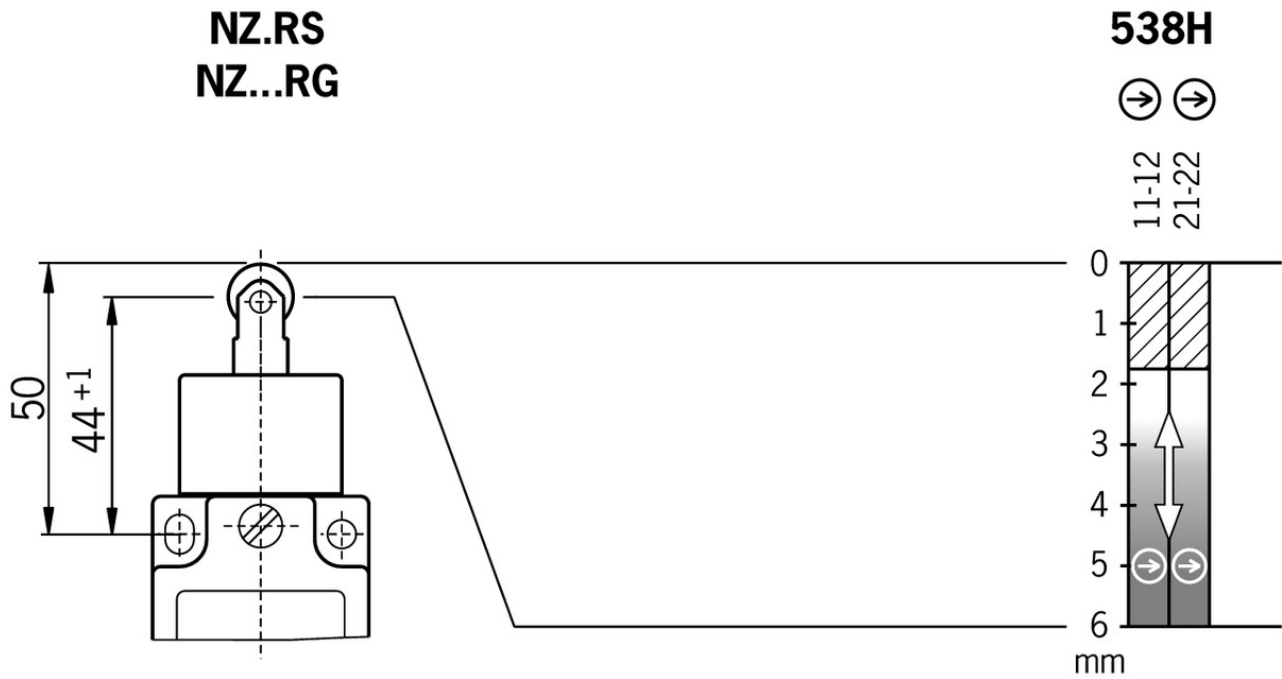
1 Operating point

2 Free position




3 Right-angle plug connector: Plug connector adjustable to a max. of 270°. Default setting for cable outlet to the right.



Travel diagram



Legende

-  Contacts closed
-  Contacts open
-  Contacts positively driven

Connection material

- ✓ Connection cable with straight plug connector M12, 5-pin, 5m



073461 C-M12F05-05X050PU05,0-GA-073461

✓ Features

- › M12 female plug, 4-pin + PE
- › Straight plug connector
- › PUR cable
- › Halogen-free
- › Cable length 5 m
- › With flying lead
- › Cores color-coded

- ✓ Connection cable with angled plug connector M12, 5-pin, 5m



073462 C-M12F05-05X050PU05,0-GA-073462










✓ Features

- › M12 female plug, 4-pin + PE
- › Angled plug connector
- › PUR cable
- › Halogen-free

- › Cable length 5 m
- › With flying lead
- › Cores color-coded












Instructions

▼ Betriebsanleitung Sicherheitsschalter NZ.D.../NZ.W.../NZ.R...

| | Doc. no. | Version | Language | Download |
|--|----------|----------|---|--|
| Betriebsanleitung Sicherheitsschalter NZ.D.../NZ.W.../NZ.R... | 074549 | 10-01/17 |      |  1.8 MB |
| Manual de instrucciones Interruptores de seguridad NZ.D.../NZ.W.../NZ.R... | | | | |
| Mode d'emploi Interrupteur de sécurité NZ.D.../NZ.W.../NZ.R... | | | | |
| Istruzioni di impiego Finecorsa di sicurezza NZ.D.../NZ.W.../NZ.R... | | | | |
| Operating Instructions Safety Switch NZ.D.../NZ.W.../NZ.R... | | | | |
| Instrukcja obsługi Wyłącznik bezpieczeństwa NZ.D.../NZ.W.../NZ.R... | 074549 | 10-01/17 |  |  0.4 MB |
| Инструкция по эксплуатации Предохранительный выключатель NZ.D.../NZ.W.../NZ.R... | 074549 | 10-01/17 |  |  0.6 MB |
| Návod na prevádzku Bezpečnostný spínač NZ.D.../NZ.W.../NZ.R... | 074549 | 10-01/17 |  |  0.4 MB |

Catalogs

▼ Sicherheitsschalter mit Metallgehäuse Safety Switches with Metal Housing Bezpečnostní spínače s kovovým pouzdem Interrupteurs de sécurité avec boîtier métallique 金属壳体 的安全开关 Interruptores de seguridad con carcasa metálica

| | Doc. no. | Version | Language | Download |
|---|----------|----------|---|---|
| Sicherheitsschalter mit Metallgehäuse | 100319 | 11-03/18 |  |  7.9 MB |
| Interrupteurs de sécurité avec boîtier métallique | 100676 | 11-03/18 |  |  7.9 MB |
| Interruptores de seguridad con carcasa metálica | 104856 | 11-03/18 |  |  14.0 MB |
| Safety Switches with Metal Housing | 100369 | 11-03/18 |  |  7.9 MB |
| Bezpečnostní spínače s kovovým pouzdem | 121650 | 11-03/18 |  |  7.9 MB |
| 金属壳体 的安全开关 | 102453 | 11-03/18 |  |  8.2 MB |

Declaration of conformity

▼ EU prohlášení o shodě

| Doc. no. | Version | Language | Download |
|----------|---------|----------|----------|
|----------|---------|----------|----------|

| | | | | |
|---------------------------------|---------|----------|---|--|
| EU-Konformitätserklärung | 2077153 | 25-02/17 |  |  0.3 MB |
| Declaración UE de conformidad | | |  | |
| Déclaration UE de conformité | | |  | |
| Dichiarazione di conformità | | |  | |
| EU declaration of conformity | | |  | |
| EU prohlášení o shodě | 2077153 | 25-02/17 |  |  0.5 MB |
| EU-overensstemmelseserklæring | | |  | |
| Δήλωση συμμόρφωσης της ΕΕ | | |  | |
| EU-vaatimustenmukaisuusvakuutus | | |  | |
| EU-típusbizonyítvány | | |  | |
| EU-conformiteitsverklaring | | |  | |
| Deklaracja zgodności UE | | |  | |
| Declaração de Conformidade UE | | |  | |
| Declarația de conformitate UE | | |  | |
| EÚ vyhlásenie o zhode | | |  | |

CAD data

CAD data for this item on TraceParts