

ITEM 091347 NZ2HB-528L060C1631

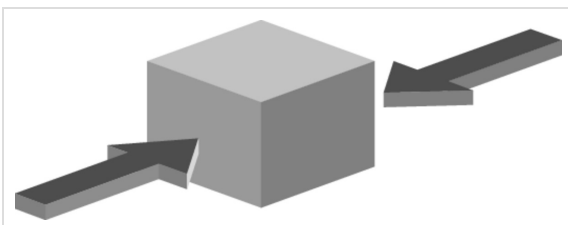
Description	Technical data	Accessories	Downloads
-------------	----------------	-------------	-----------



Features

- › Type A according to EN 50041(plastic roller \varnothing 18 mm)
- › Plug connector SR6 angled
- › LED indicator

Approach direction



- › Figure
Horizontal

Switching direction

- › Right, left or both sides

LED function display

A function display is available for the following voltage range:

- › AC/DC 12-60 V yellow

Switching element

528H Slow-action switching contact 1 NC $\text{\textcircled{R}}$ + 1 NO

Approvals



Mechanical values and environment

Housing material	Anodized die-cast alloy
Weight	Net 0,3 kg
Ambient temperature	-25 ... 80 °C
Degree of protection	IP65
Mechanical life	30 x 10 ⁶
Contact material	Silver alloy, gold flashed
Switching principle	Slow-action switching contact
Installation position	Any
Number of door position positively driven contacts	1
Number of NO contacts	1
Connection	1 x Plug connector SR6 [1]
Approach speed	max. 0,1 ... 300 m/min
Actuating element	Plain bearing plastic Lever arm [2]
Actuating force	min.15 N

Electrical connection ratings

Rated thermal current I _{th}	4 A
Utilization category according to EN 60947-5-1	AC-15 4A 230V DC-13 4A 24V
Short circuit protection according to IEC 60269-1	(Fuse) 4A gG
Rated insulation voltage U _i	250 V
Rated impulse withstand voltage U _{imp}	2,5 kV

Switching current	Min. at DC 24V	1 mA
Display module	AC/DC	12 ... 60 V 60 V LED yellow

Miscellaneous

C number	C1631	[3]
----------	-------	-----

Reliability values acc. to EN ISO 13849-1

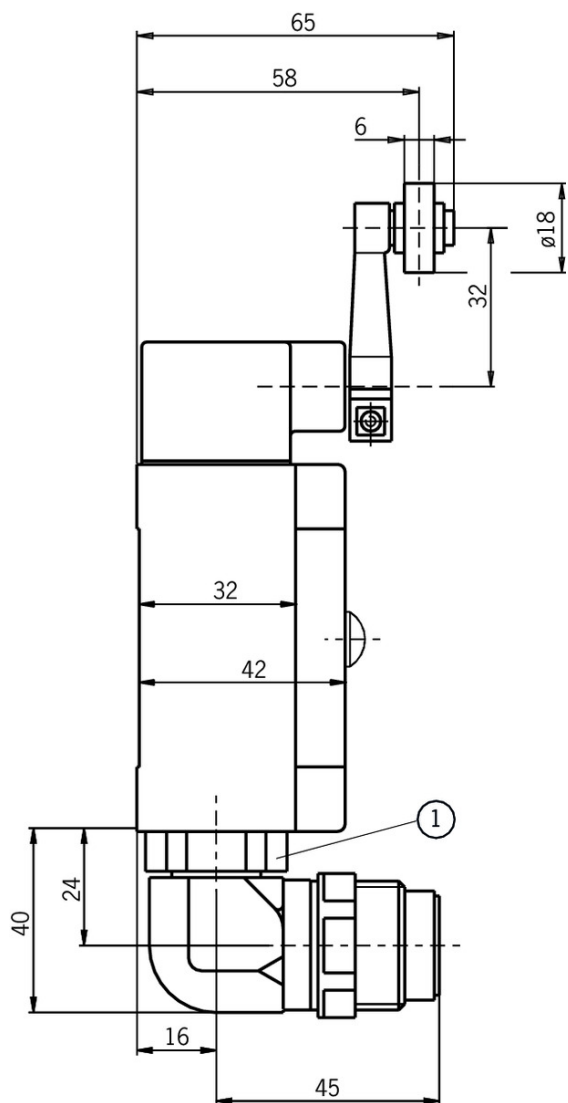
	Monitoring of the safety guard position
B10 _D	20 x 10 ⁶

[1] 6-pin + PE; angled

[2] d roller = 18 mm, length = 32 mm

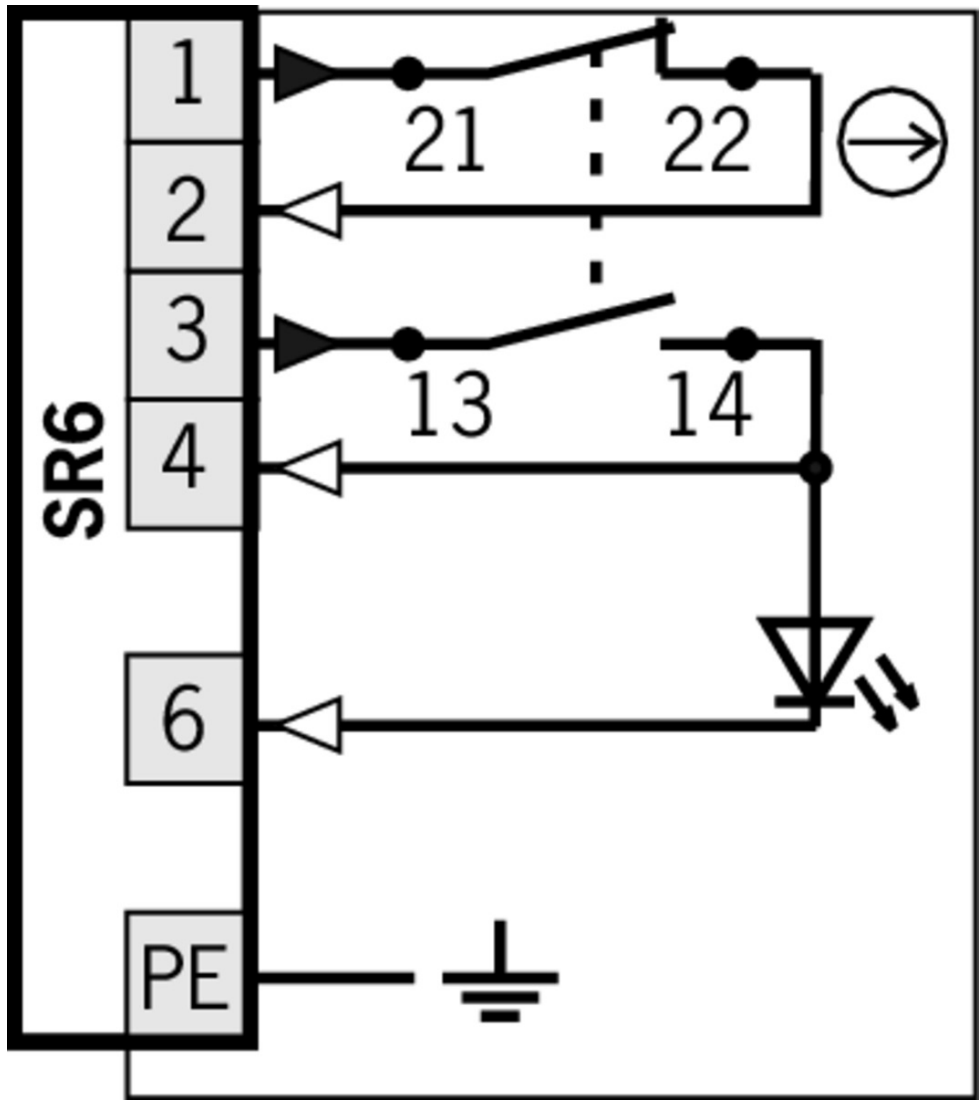
[3] Special wiring

Dimension drawing



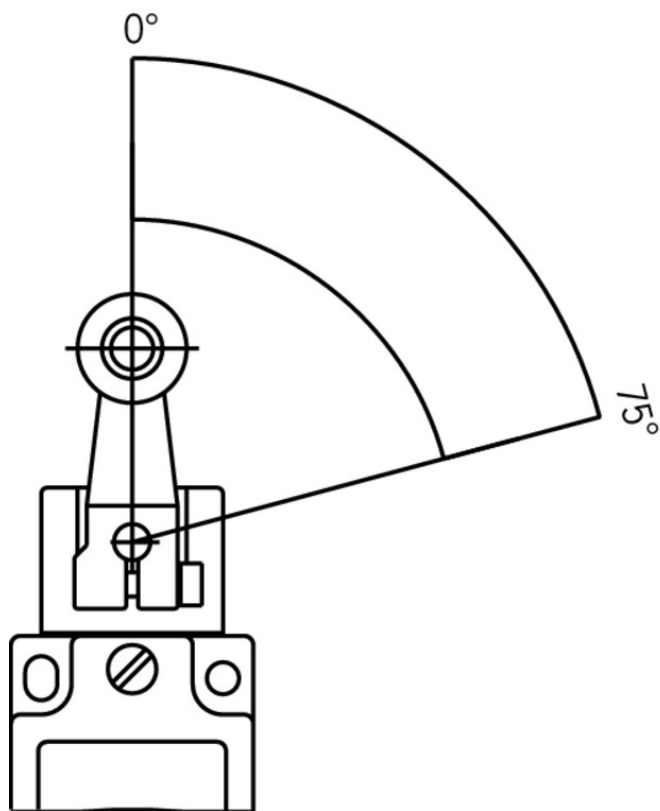
Legende

- 1 Elbow adaptor not locked. Is fixed on mounting by the customer. Adjustable max. 90° to right or left.

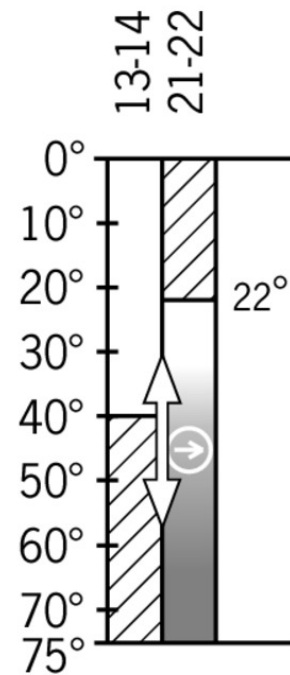


Travel diagram




NZ...HS
NZ...HB



528H



Legende

-  Contacts closed
-  Contacts open
-  Contacts positively driven

Connection material

Plug connector SR6



013176 SR6EF

Features

- › Crimp contacts
- › Coding shells



024999 SR6WFG11R

Features

- › Socket crimp contacts
- › 6-pin+PE

- › Contact carrier can be adjusted in 7 outlet directions

087180 SR6AM2-M20

- ✓ Features
 - › Crimp contacts
 - › Male socket

013178 SR6K

- ✓ Features
 - › Coding for plug connector SR6
 - › Coding shells

-
- ✓ Connection cable with plug connector SR6, 5m



077632 C-M26F07-07X1,0PU05,0-MA-077632

- ✓ Features
 - › Female plug SR6, 6-pin + PE
 - › Straight plug connector
 - › PUR cable
 - › Cable length 5 m
 - › With flying lead

-
- ✓ Connection cable with plug connector SR6, 5m, angled



077638 C-R22F07-07X1,0PU05,0-MA-077638

- ✓ Features
 - › Female plug SR6, 6-pin + PE
 - › Angled plug connector
 - › PUR cable
 - › Cable length 5 m
 - › With flying lead

-
- ✓ Connection cable with plug connector SR6, 10m



077633 C-M26F07-07X1,0PU10,0-MA-077633

- ✓ Features
 - › Female plug SR6, 6-pin + PE
 - › Straight plug connector
 - › PUR cable
 - › Cable length 10 m
 - › With flying lead

-
- ✓ Connection cable with plug connector SR6, 10m, angled



077639 C-R22F07-07X1,0PU10,0-MA-077639

- ✓ Features
 - › Female plug SR6, 6-pin + PE
 - › Angled plug connector
 - › PUR cable
 - › Cable length 10 m
 - › With flying lead

-
- ▼ Connection cable with plug connector SR6, 15m



077634 C-M26F07-07X1,0PU15,0-MA-077634

- ▼ Features

- › Female plug SR6, 6-pin + PE
- › Straight plug connector
- › PUR cable
- › Cable length 15 m
- › With flying lead

-
- ▼ Connection cable with plug connector SR6, 15m, angled



077640 C-R22F07-07X1,0PU15,0-MA-077640

- ▼ Features

- › Female plug SR6, 6-pin + PE
- › Angled plug connector
- › PUR cable
- › Cable length 15 m
- › With flying lead

-
- ▼ Connection cable with plug connector SR6, 20m



098128 C-M26F07-07X1,0PU20,0-MA-098128

- ▼ Features

- › Female plug SR6, 6-pin + PE
- › Straight plug connector
- › PUR cable
- › Cable length 20 m
- › With flying lead

Spare parts

- ▼ Lever arm with plastic roller



012042 NHB ROLLENHEBEL

- ▼ Features

- › Plastic roller Ø18mm

Instructions













- ▼ Betriebsanleitung Sicherheitsschalter NZ.H/P

Doc. no. Version Language Download

Betriebsanleitung Sicherheitsschalter NZ.H/P Manual de instrucciones Interruptores de seguridad NZ.H/P Mode d'emploi Interrupteur de sécurité NZ.H/P Istruzioni di impiego Finecorsa di sicurezza NZ.H/P Operating Instructions Safety Switch NZ.H/P	074550	11-12/16	    	 2.1 MB
Instrukcja obsługi Wyłącznik bezpieczeństwa NZ.H/P	074550	11-12/16		 0.5 MB
Инструкция по эксплуатации Предохранительный выключатель NZ.H/P	074550	11-12/16		 0.6 MB
Návod na prevádzku Bezpečnostný spínač NZ.H/P	074550	11-12/16		 0.5 MB

Catalogs

- Sicherheitsschalter mit Metallgehäuse Safety Switches with Metal Housing Bezpečnostní spínače s kovovým pouzdem Interrupteurs de sécurité avec boîtier métallique 金属壳体 的安全开关 Interruptores de seguridad con carcasa metálica

	Doc. no.	Version	Language	Download
Sicherheitsschalter mit Metallgehäuse	100319	11-03/18		 7.9 MB
Interrupteurs de sécurité avec boîtier métallique	100676	11-03/18		 7.9 MB
Interruptores de seguridad con carcasa metálica	104856	11-03/18		 14.0 MB
Safety Switches with Metal Housing	100369	11-03/18		 7.9 MB
Bezpečnostní spínače s kovovým pouzdem	121650	11-03/18		 7.9 MB
金属壳体 的安全开关	102453	11-03/18		 8.2 MB

Declaration of conformity

- EU prohlášení o shodě

	Doc. no.	Version	Language	Download
EU-Konformitätserklärung Declaración UE de conformidad Déclaration UE de conformité Dichiarazione di conformità EU declaration of conformity	2077153	25-02/17	    	 0.3 MB
EU prohlášení o shodě EU-overensstemmelseserklæring Δήλωση συμμόρφωσης της ΕΕ EU-vaatimustenmukaisuusvakuutus EU-típusbizonyítvány EU-conformiteitsverklaring Deklaracja zgodności UE Declaração de Conformidade UE Declarația de conformitate UE EÚ vyhlásenie o zhode	2077153	25-02/17	         	 0.5 MB

CAD data

CAD data for this item on TraceParts