


ITEM 070886 TZ1LE024SR11-C1684

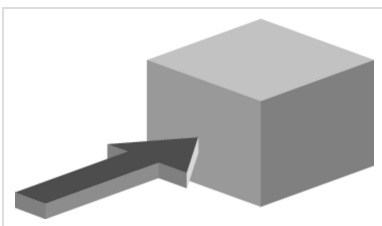
Description	Technical data	Accessories	Downloads
-------------	----------------	-------------	-----------



Features

- › Auxiliary release on the front
- › Escape release on the rear with pushbutton
- › Two LED indicators, red and green
- › Plug connector SR11
- › Actuating head fitted left

Approach direction



- › Figure
Horizontal
Can be adjusted in 90° steps

Solenoid operating voltage and LED function display

- › 24 V AC/DC -15%, +10%

Guard locking type

TZ1 Closed-circuit current principle, guard locking by spring force. Release by applying voltage to the solenoid.

Switching element

SK For monitoring the door/actuator position

ÜK For monitoring the guard locking (built-in solenoid)

528H Slow-action switching contact 1 NC \ominus + 1 NO

Auxiliary release

Is used for releasing the guard locking with the aid of a tool. Sealing can be fitted to protect against tampering. Lead seal kit and tool included (already pre-assembled on versions with plug connectors).

Escape release

This is used for manual release of guard locking from within the danger area without tools.

Approvals



Mechanical values and environment

Housing material	Anodized die-cast alloy
Weight	
Net	1,2 kg
Ambient temperature	-25 ... 80 °C
Degree of protection	IP65
Mechanical life	1 x 10 ⁶
Contact material	Silver alloy, gold flashed
Switching principle	Slow-action switching contact
Installation position	Any
Number of door position positively driven contacts	1
Number of door position NO contacts	1
Number of guard lock monitoring positively driven contacts	1
Number of guard lock monitoring NO contacts	1
Connection	
1 x	Plug connector SR11 [1]

Approach speed	max.20 m/min
Actuation frequency	1200 1/h
Guard locking principle	Closed-circuit current principle
Locking force F_{max}	2000 N
Locking force F_{Zh}	1500 N
Retention force	10 N
Extraction force	30 N
Actuating force	35 N
Insertion depth	min.52 mm
Cover lid	Black

Electrical connection ratings

Rated thermal current I_{th}	4 A [2]
Utilization category according to EN 60947-5-1	AC-15 4A 50V [3] DC-13 4A 24V [4]
Solenoid operating voltage	AC/DC 24 V -15% ... +10%
Short circuit protection according to IEC 60269-1	(Fuse) 4A gG [5]
Rated insulation voltage U_i	50 V
Rated impulse withstand voltage U_{imp}	1,5 kV
Switching voltage	Min. at 10mA 12 V
Switching current	Min. at 24V 1 mA
Power consumption	10 W
Solenoid duty cycle	100 %
LED indicator	Operating voltage corresponds to the solenoid voltage [6]

Miscellaneous

C number	C1684 with escape release [7]
----------	-------------------------------

Reliability values acc. to EN ISO 13849-1

	Control of the guard locking
Category	Depending on external control of guard locking [8]
Performance Level	Depending on external control of guard locking [9]
PFH _D	Depending on external control of guard locking [10]
	Monitoring of guard locking and the safety guard position
B10 _D	3×10^6

in combination with Actuator BETAETIGER-Z-G

Mechanical values and environment

Overtravel	4 mm
------------	------

in combination with Actuator BETAETIGER-Z-GN

Mechanical values and environment

Overtravel	16 mm
------------	-------

[1] 11-pin + PE

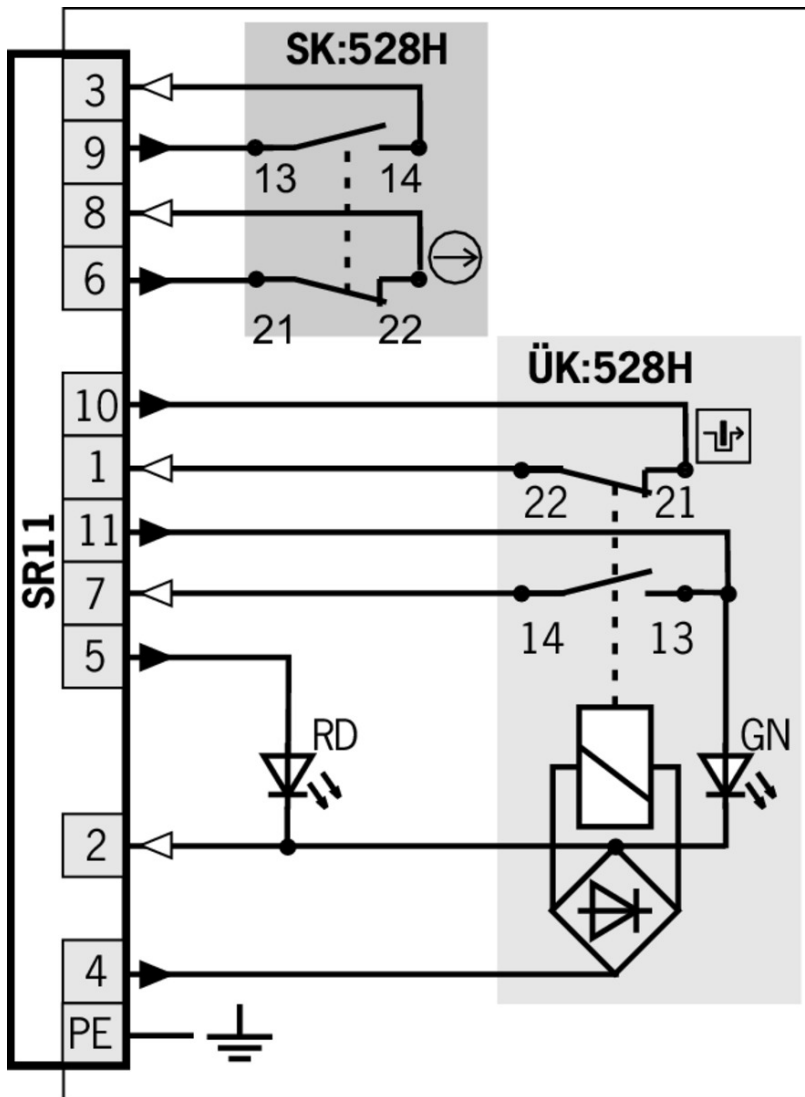
[2, 3, 4] $>70^{\circ}\text{C} \Rightarrow 2\text{A}$

[5] $> 70^{\circ}\text{C} \Rightarrow 2\text{A gG}$

[6] 2 LEDs; green, red

[7] (Small pushbutton, latching)

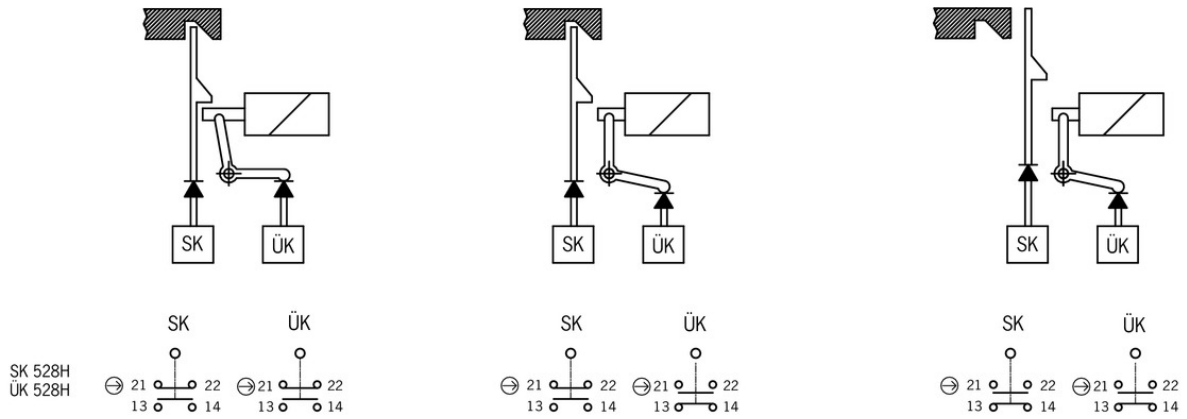
[8, 9, 10] LEDs have the same ground potential as the guard locking solenoid.



Legende

- Solenoid monitoring
- Door monitoring

Switching functions



Connection material

- ✓ Plug connector SR11 for safety switches NZ and TZ

091296 SR11AM2-M20

✓ Features

- › Crimp contacts
- › Cable optional
- › Coding shells

054773 SR11WF

✓ Features

- › Crimp contacts
- › 90° angled optional
- › Cable optional
- › Coding shells

070859 SR11EF

✓ Features

- › Crimp contacts
- › Cable optional
- › Coding shells

- ✓ Connection cable with plug connector SR11, 5m, angled



077635 C-M26F12-12X1,0PU05,0-MA-077635

✓ Features

- › Female plug SR11, 11-pin + PE
- › Angled plug connector
- › PUR cable
- › Cable length 5 m
- › With flying lead

- ✓ Connection cable with plug connector SR11, 10m, angled



077636 C-M26F12-12X1,0PU10,0-MA-077636

▼ Features

- › Female plug SR11, 11-pin + PE
 - › Angled plug connector
 - › PUR cable
 - › Cable length 10 m
 - › With flying lead
-

▼ Connection cable with plug connector SR11, 15m, angled



077637 C-M26F12-12X1,0PU15,0-MA-077637

▼ Features

- › Female plug SR11, 11-pin + PE
 - › Angled plug connector
 - › PUR cable
 - › Cable length 15 m
 - › With flying lead
-

▼ Connection cable with plug connector SR11, 25m



094749 C-M26F12-12X1,0PU25,0-MA-094749

▼ Features

- › Female plug SR11, 11-pin + PE
 - › Straight plug connector
 - › PUR cable
 - › Cable length 25 m
 - › With flying lead
-

▼ Connection cable with plug connector SR11, 20m



096632 C-M26F12-12X1,0PU20,0-MA-096632

▼ Features

- › Female plug SR11, 11-pin + PE
 - › Straight plug connector
 - › PUR cable
 - › Cable length 20 m
 - › With flying lead
-

▼ Connection cable with plug connector SR11, 5m



077629 C-M26F12-12X1,00PU05,0-MA-077629

▼ Features

- › Female plug SR11, 11-pin + PE
 - › Straight plug connector
 - › PUR cable
 - › Cable length 5 m
 - › With flying lead
-

▼ Connection cable with plug connector SR11, 10m

077630 C-M26F12-12X1,00PU10,0-MA-077630



- ✔ Features
 - › Female plug SR11, 11-pin + PE
 - › Straight plug connector
 - › PUR cable
 - › Cable length 10 m
 - › With flying lead
-

- ✔ Connection cable with plug connector SR11, 15m



- ✔ **077631** C-M26F12-12X1,00PU15,0-MA-077631
 - ✔ Features
 - › Female plug SR11, 11-pin + PE
 - › Straight plug connector
 - › PUR cable
 - › Cable length 15 m
 - › With flying lead
-

Bolt

- ✔ Bolts NZ/TZ-S1/AF and NZ/TZ-S1/CF with escape release for safety switches NZ.VZ, NZ.VZ.VS and TZ with escape release



- ✔ **079785** RIEGEL NZ/TZ-S1/CF
 - ✔ Features
 - › Aluminum bolt
 - › For doors hinged on the left
 - › Escape release
 - › Spring catch in open position
 - › Can be locked in open position with padlocks
 - › Actuator included
-

- ✔ Bolt BTC-TZ00... with escape release for safety switch TZ



- ✔ **106281** BTC-TZ00-C-TH-01-F
 - ✔ Features
 - › Aluminum bolt
 - › For doors hinged on the left
 - › Lever for escape release from the danger area
 - › Pushbutton in open position
 - › Can be locked in open position with padlocks
 - › Actuator included
-

- ✔ Bolt NZ/TZ-ACF with escape release for safety switches NZ.VZ and TZ with escape release



- ✔ **083900** RIEGEL NZ/TZ-ACF
- ✔ Features
 - › Steel bolt
 - › For doors hinged on the right or left
 - › Lever for escape release from the danger area
 - › Detent knob in open position
 - › Can be locked in open position with padlocks
 - › Bolt for two safety switches

- › Actuator included

▼ Bolt TZ-CF with escape release for safety switches TZ with escape release



076199 RIEGEL TZ-CF

▼ Features

- › Steel bolt
- › For doors hinged on the left
- › Escape release
- › Lever for escape release from the danger area
- › Detent knob in open position
- › Can be locked in open position with padlocks
- › Actuator and switch bracket included



121716 RIEGEL TZ-CF-NIRO-C2392

▼ Features

- › Steel bolt
- › For doors hinged on the left
- › Escape release
- › Lever for escape release from the danger area
- › Detent knob in open position
- › Can be locked in open position with padlocks
- › Actuator and switch bracket included

Function expansion

▼ Protective plate NZ.VZ/TZ

059136 SCHUTZBLECH NZ/TZ

▼ Lockout mechanism NZ.VZ/TZ, 3 holes



046730 SPERREINSATZ-Z-046730

▼ Features

- › Prevents unintentional closing of the door
- › Can be secured with padlocks



091305 SPERREINSATZ MIT KETTE

▼ Features

- › Prevents unintentional closing of the door
- › Can be secured with padlocks

▼ Lockout mechanism NZ.VZ/TZ, 5 holes

086538 SPERREINSATZ-Z-086538

▼ Features

- › Prevents unintentional closing of the door
 - › Can be secured with padlocks
-

▼ Adapter NZ/TZ 45/30



079033 ADAPTER NZ/TZ 45/30

▼ Features

- › The adapter NZ/TZ 45/30 is used to compensate for different profiles, doors/frame 45/30

Spare parts

▼ Lead seal kit

048257 PLOMBENSATZ TZ

Mounting accessories

▼ Mounting plates EMP-SA for safety switches TZ



094401 EMP-SA

▼ Features

- › For vertical and horizontal mounting of safety switch TZ

▼ Mounting plates EMP-B1 for actuators for safety switches CTP, TP...A, STA, STP, TX and TZ



093457 EMP-B1

▼ Mounting plates EMP-B2 for actuators for safety switches CTP, TP...A, STA, STP, TX and TZ



093458 EMP-B2

▼ Safety screws for actuators, M5 x 10

073455 M5X10-NIRO/V100 NZ/TZ

▼ Features

- › Safety screws M5 x 10
- › Packaging unit 100 pieces

▼ Safety screws for actuators, M5 x 16

073456 M5X16/V100

▼ Features

- › Safety screws M5 x 16
- › Packaging unit 100 pieces

▼ Safety screws M5 x 25

073457 M5X25/V100

✓ Features

- › Safety screws M5 x 25
 - › Packaging unit 100 pieces
-

Actuator

✓ Actuators for safety switches NZ.VZ, NZ.VZ.VS and TZ



016849 BETAETIGER-Z-G

✓ Features

- › Two stainless safety screws per actuator
-



074411 BETAETIGER-Z-G/V25

✓ Features

- › Two stainless safety screws per actuator
 - › Packaging unit 25 pieces
-



072251 BETAETIGER-Z-GN

✓ Features

- › Two stainless safety screws per actuator
-



097436 BETAETIGER-Z-GME

✓ Features

- › Made of solid stainless steel
 - › Two stainless safety screws per actuator
-

✓ Hinged actuator right for safety switches NZ.VZ, NZ.VZ.VS and TZ



100406 RADIUSBETAETIGER-Z-R-C2194

✓ Features

- › Two stainless safety screws per actuator
 - › Smaller door radii
-



024299 RADIUSBETAETIGER-Z-R

✓ Features

- › Two stainless safety screws per actuator
-



074412 RADIUSBETAETIGER-Z-R/V25

✓ Features

- › Two stainless safety screws per actuator
 - › Packaging unit 25 pieces
-

✓ Hinged actuator left for safety switches NZ.VZ, NZ.VZ.VS and TZ

100407 RADIUSBETAETIGER-Z-L-C2194

✓ Features



- › Two stainless safety screws per actuator
- › Smaller door radii



024298 RADIUSBETAETIGER-Z-L

▾ Features

- › Two stainless safety screws per actuator



074413 RADIUSBETAETIGER-Z-L/V25

▾ Features

- › Two stainless safety screws per actuator
- › Packaging unit 25 pieces

▾ Hinged actuator bottom for safety switches NZ.VZ, NZ.VZ.VS and TZ



048850 RADIUSBETAETIGER-Z-U

▾ Features

- › Two stainless safety screws per actuator



074414 RADIUSBETAETIGER-Z-U/V25

▾ Features

- › Two stainless safety screws per actuator
- › Packaging unit 25 pieces

▾ Hinged actuator top for safety switches NZ.VZ, NZ.VZ.VS and TZ



074415 RADIUSBETAETIGER-Z-O/V25

▾ Features

- › Two stainless safety screws per actuator
- › Packaging unit 25 pieces



057950 RADIUSBETAETIGER-Z-O

▾ Features

- › Two stainless safety screws per actuator

Instructions

▾ Betriebsanleitung Sicherheitsschalter TZ...

	Doc. no.	Version	Language	Download
Betriebsanleitung Sicherheitsschalter TZ...	2088062	09-05/18		6.9 MB
Operating Instructions TZ... Safety Switch				
Manual de instrucciones del interruptor de seguridad TZ...				
Mode d'emploi Interrupteur de sécurité TZ...				
Istruzioni di impiego dei finecorsa di sicurezza TZ...				

Instrukcja obsługi wyłącznika bezpieczeństwa TZ...	2088062	09-05/18		1.8 MB
Manual de instruções da chave de segurança TZ...	2088062	09-05/18		1.5 MB
Руководство по эксплуатации предохранительных выключателей TZ...	2088062	09-05/18		1.9 MB
Návod na obsluhu – bezpečnostný spínač TZ...	2088062	09-05/18		1.8 MB
使用说明书安全开关 TZ...	2088062	09-05/18		1.6 MB

Catalogs

- Sicherheitsschalter mit Metallgehäuse Safety Switches with Metal Housing Bezpečnostní spínače s kovovým pouzdem Interrupteurs de sécurité avec boîtier métallique 金属壳体的安全开关 Interruptores de seguridad con carcasa metálica

	Doc. no.	Version	Language	Download
Sicherheitsschalter mit Metallgehäuse	100319	11-03/18		7.9 MB
Interrupteurs de sécurité avec boîtier métallique	100676	11-03/18		7.9 MB
Interruptores de seguridad con carcasa metálica	104856	11-03/18		14.0 MB
Safety Switches with Metal Housing	100369	11-03/18		7.9 MB
Bezpečnostní spínače s kovovým pouzdem	121650	11-03/18		7.9 MB
金属壳体的安全开关	102453	11-03/18		8.2 MB

Declaration of conformity

- EU prohlášení o shodě

	Doc. no.	Version	Language	Download
EU-Konformitätserklärung Declaración UE de conformidad Déclaration UE de conformité Dichiarazione di conformità EU declaration of conformity	2077153	25-02/17	 	0.3 MB
EU prohlášení o shodě EU-overensstemmelseserklæring Δήλωση συμμόρφωσης της ΕΕ EU-vaatimustenmukaisuusvakuutus EU-típusbizonyítvány EU-conformiteitsverklaring Deklaracja zgodności UE Declaração de Conformidade UE Declarația de conformitate UE EÚ vyhlásenie o zhode	2077153	25-02/17	 	0.5 MB

CAD data

CAD data for this item on TraceParts