

ITEM 093861 TZ1RE024SR11-093861

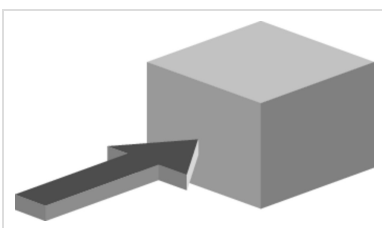
Description	Technical data	Accessories	Downloads
-------------	----------------	-------------	-----------



### Features

- › Auxiliary release on the front
- › Protective plate for switch head
- › Two LED indicators, red and green
- › Plug connector SR11
- › Actuating head fitted right

### Approach direction



- › Figure  
Horizontal  
Can be adjusted in 90° steps

### Protective plate for switch head

Makes it more difficult to tamper with the switch.

---

## Solenoid operating voltage and LED function display

› 24 V AC/DC -15%, +10%

---

## Guard locking type

**TZ1** Closed-circuit current principle, guard locking by spring force. Release by applying voltage to the solenoid.

---

## Switching element

**SK** For monitoring the door/actuator position

**ÜK** For monitoring the guard locking (built-in solenoid)

**528H** Slow-action switching contact 1 NC $\ominus$  + 1 NO

---

## Auxiliary release

Is used for releasing the guard locking with the aid of a tool. Sealing can be fitted to protect against tampering. Lead seal kit and tool included (already pre-assembled on versions with plug connectors).

## Approvals



## Mechanical values and environment

Housing material	Anodized die-cast alloy
Weight	Net 1,2 kg
Ambient temperature	-25 ... 80 °C
Degree of protection	IP65
Mechanical life	1 x 10 <sup>6</sup>
Contact material	Silver alloy, gold flashed
Switching principle	Slow-action switching contact
Installation position	Any
Number of door position positively driven contacts	1
Number of door position NO contacts	1
Number of guard lock monitoring positively driven contacts	1
Number of guard lock monitoring NO contacts	1
Connection	1 x Plug connector SR11 [1]

Approach speed	max.20 m/min
Actuation frequency	1200 1/h
Guard locking principle	Closed-circuit current principle
Locking force $F_{max}$	2000 N
Locking force $F_{Zh}$	1500 N
Retention force	10 N
Extraction force	30 N
Actuating force	35 N
Insertion depth	min.52 mm
Cover lid	Black

### Electrical connection ratings

Rated thermal current $I_{th}$	4 A [2]
Utilization category according to EN 60947-5-1	AC-15 4A 50V [3] DC-13 4A 24V [4]
Solenoid operating voltage	AC/DC 24 V -15% ... +10%
Short circuit protection according to IEC 60269-1	(Fuse) 4A gG [5]
Rated insulation voltage $U_i$	50 V
Rated impulse withstand voltage $U_{imp}$	1,5 kV
Switching voltage	Min. at 10mA 12 V
Switching current	Min. at 24V 1 mA
Power consumption	10 W
Solenoid duty cycle	100 %
LED indicator	Operating voltage corresponds to the solenoid voltage [6]

### Miscellaneous

C number	093860 With protective plate
----------	------------------------------

### Reliability values acc. to EN ISO 13849-1

	<b>Control of the guard locking</b>
Category	Depending on external control of guard locking [7]
Performance Level	Depending on external control of guard locking [8]
PFH <sub>D</sub>	Depending on external control of guard locking [9]
	<b>Monitoring of guard locking and the safety guard position</b>
B10 <sub>D</sub>	$3 \times 10^6$

---

**in combination with Actuator BETAETIGER-Z-G**

**Mechanical values and environment**

Overtravel	4 mm
------------	------

**in combination with Actuator BETAETIGER-Z-GN**

**Mechanical values and environment**

Overtravel	16 mm
------------	-------

[1] 11-pin + PE

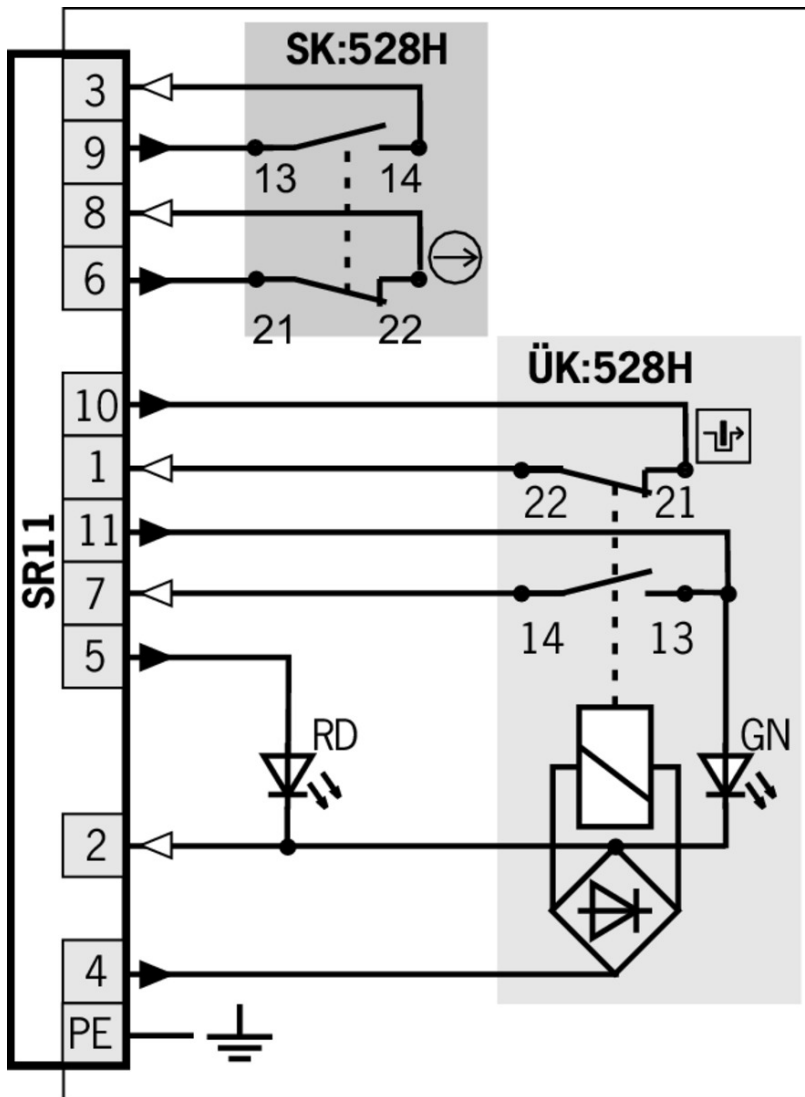
[2, 3, 4]  $>70^{\circ}\text{C} \Rightarrow 2\text{A}$

[5]  $> 70^{\circ}\text{C} \Rightarrow 2\text{A gG}$

[6] 2 LEDs; green, red

[7, 8, 9] LEDs have the same ground potential as the guard locking solenoid.

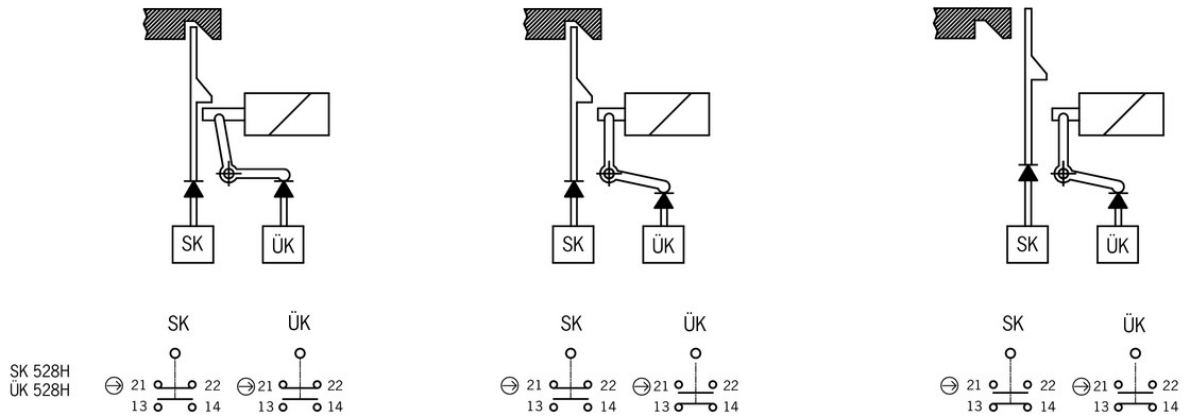




**Legende**

- Solenoid monitoring
- Door monitoring

## Switching functions



## Actuator

### ✓ Hinged actuator right for safety switches NZ.VZ, NZ.VZ.VS and TZ



#### **024299** RADIUSBETAETIGER-Z-R

##### ✓ Features

- › Two stainless safety screws per actuator



#### **074412** RADIUSBETAETIGER-Z-R/V25

##### ✓ Features

- › Two stainless safety screws per actuator
- › Packaging unit 25 pieces



#### **100406** RADIUSBETAETIGER-Z-R-C2194

##### ✓ Features

- › Two stainless safety screws per actuator
- › Smaller door radii

### ✓ Hinged actuator left for safety switches NZ.VZ, NZ.VZ.VS and TZ



#### **024298** RADIUSBETAETIGER-Z-L

##### ✓ Features

- › Two stainless safety screws per actuator



#### **074413** RADIUSBETAETIGER-Z-L/V25

##### ✓ Features

- › Two stainless safety screws per actuator
- › Packaging unit 25 pieces



#### **100407** RADIUSBETAETIGER-Z-L-C2194

##### ✓ Features

- › Two stainless safety screws per actuator
- › Smaller door radii

▼ Hinged actuator bottom for safety switches NZ.VZ, NZ.VZ.VS and TZ



**048850** RADIUSBETAETIGER-Z-U

▼ Features

- › Two stainless safety screws per actuator



**074414** RADIUSBETAETIGER-Z-U/V25

▼ Features

- › Two stainless safety screws per actuator
- › Packaging unit 25 pieces

▼ Hinged actuator top for safety switches NZ.VZ, NZ.VZ.VS and TZ



**057950** RADIUSBETAETIGER-Z-O

▼ Features

- › Two stainless safety screws per actuator



**074415** RADIUSBETAETIGER-Z-O/V25

▼ Features

- › Two stainless safety screws per actuator
- › Packaging unit 25 pieces

▼ Actuators for safety switches NZ.VZ, NZ.VZ.VS and TZ



**016849** BETAETIGER-Z-G

▼ Features

- › Two stainless safety screws per actuator



**074411** BETAETIGER-Z-G/V25

▼ Features

- › Two stainless safety screws per actuator
- › Packaging unit 25 pieces



**097436** BETAETIGER-Z-GME

▼ Features

- › Made of solid stainless steel
- › Two stainless safety screws per actuator



**072251** BETAETIGER-Z-GN

▼ Features

- › Two stainless safety screws per actuator

Bolt

▼ Bolts NZ/TZ-S1 and NZ/TZ-S2 for safety switches NZ.VZ, NZ.VZ.VS and TZ



**028357** RIEGEL NZ/TZ-S1

✔ Features

- › Aluminum bolt
- › For doors hinged on the left or right. Cone grip bottom.
- › Spring catch in open position
- › Can be locked in open position with padlocks
- › Actuator included



**028359** RIEGEL NZ/TZ-S2

✔ Features

- › Aluminum bolt
- › For doors hinged on the left or right. Cone grip top.
- › Spring catch in open position
- › Can be locked in open position with padlocks
- › Actuator included

✔ Bolt TZ-A... for safety switches TZ



**057736** RIEGEL TZ-A

✔ Features

- › Steel bolt
- › For doors hinged on the right
- › Can be locked in open position with padlocks
- › Actuator and switch bracket included



**079798** RIEGEL TZ-A-NIRO

✔ Features

- › Stainless steel bolt
- › For doors hinged on the right
- › Can be locked in open position with padlocks
- › Actuator and switch bracket included



**096057** RIEGEL TZ-A-NIRO-C2101

✔ Features

- › Stainless steel bolt
- › For doors hinged on the right
- › Can be locked in open position with padlocks
- › Actuator and switch bracket included



**117193** RIEGEL TZ-A-NIRO-C2392

✔ Features

- › Stainless steel bolt
- › For doors hinged on the right
- › Can be locked in open position with padlocks
- › Actuator and switch bracket included

✔ Bolt BTC-TZ00... without escape release for safety switch TZ



**106278** BTC-TZ00-A-TH-00-X

✔ Features

- › Aluminum bolt
- › For doors hinged on the right
- › Can be locked in open position with padlocks

- › Actuator included

---

## Mounting accessories

- ▼ Mounting plates EMP-SA for safety switches TZ



**094401** EMP-SA

- ▼ Features

- › For vertical and horizontal mounting of safety switch TZ

- 
- ▼ Mounting plates EMP-B1 for actuators for safety switches CTP, TP...A, STA, STP, TX and TZ



**093457** EMP-B1

- 
- ▼ Mounting plates EMP-B2 for actuators for safety switches CTP, TP...A, STA, STP, TX and TZ



**093458** EMP-B2

- 
- ▼ Safety screws for actuators, M5 x 10

**073455** M5X10-NIRO/V100 NZ/TZ

- ▼ Features

- › Safety screws M5 x 10
- › Packaging unit 100 pieces

- 
- ▼ Safety screws for actuators, M5 x 16

**073456** M5X16/V100

- ▼ Features

- › Safety screws M5 x 16
- › Packaging unit 100 pieces

- 
- ▼ Safety screws M5 x 25

**073457** M5X25/V100

- ▼ Features

- › Safety screws M5 x 25
- › Packaging unit 100 pieces

---

## Function expansion

- ▼ Protective plate NZ.VZ/TZ

**059136** SCHUTZBLECH NZ/TZ

---

## Spare parts

---

☑ Lead seal kit

**048257** PLOMBENSATZ TZ

---

## Connection material

---

☑ Plug connector SR11 for safety switches NZ and TZ

**070859** SR11EF

☑ Features

- › Crimp contacts
  - › Cable optional
  - › Coding shells
- 

**054773** SR11WF

☑ Features

- › Crimp contacts
  - › 90° angled optional
  - › Cable optional
  - › Coding shells
- 

**091296** SR11AM2-M20

☑ Features

- › Crimp contacts
  - › Cable optional
  - › Coding shells
- 

☑ Connection cable with plug connector SR11, 5m



**077629** C-M26F12-12X1,00PU05,0-MA-077629

☑ Features

- › Female plug SR11, 11-pin + PE
  - › Straight plug connector
  - › PUR cable
  - › Cable length 5 m
  - › With flying lead
- 

☑ Connection cable with plug connector SR11, 10m



**077630** C-M26F12-12X1,00PU10,0-MA-077630

☑ Features

- › Female plug SR11, 11-pin + PE
- › Straight plug connector
- › PUR cable
- › Cable length 10 m
- › With flying lead

---

▼ Connection cable with plug connector SR11, 15m



**077631** C-M26F12-12X1,00PU15,0-MA-077631

▼ Features

- › Female plug SR11, 11-pin + PE
- › Straight plug connector
- › PUR cable
- › Cable length 15 m
- › With flying lead

---

▼ Connection cable with plug connector SR11, 20m



**096632** C-M26F12-12X1,0PU20,0-MA-096632

▼ Features

- › Female plug SR11, 11-pin + PE
- › Straight plug connector
- › PUR cable
- › Cable length 20 m
- › With flying lead

---

▼ Connection cable with plug connector SR11, 25m



**094749** C-M26F12-12X1,0PU25,0-MA-094749

▼ Features

- › Female plug SR11, 11-pin + PE
- › Straight plug connector
- › PUR cable
- › Cable length 25 m
- › With flying lead

---

▼ Connection cable with plug connector SR11, 5m, angled



**077635** C-M26F12-12X1,0PU05,0-MA-077635

▼ Features

- › Female plug SR11, 11-pin + PE
- › Angled plug connector
- › PUR cable
- › Cable length 5 m
- › With flying lead

---

▼ Connection cable with plug connector SR11, 10m, angled



**077636** C-M26F12-12X1,0PU10,0-MA-077636

▼ Features

- › Female plug SR11, 11-pin + PE
  - › Angled plug connector
  - › PUR cable
  - › Cable length 10 m
  - › With flying lead
-

▼ Connection cable with plug connector SR11, 15m, angled



**077637** C-M26F12-12X1,0PU15,0-MA-077637

▼ Features

- › Female plug SR11, 11-pin + PE
- › Angled plug connector
- › PUR cable
- › Cable length 15 m
- › With flying lead

## Instructions

▼ Betriebsanleitung Sicherheitsschalter TZ...

	Doc. no.	Version	Language	Download
Betriebsanleitung Sicherheitsschalter TZ... Operating Instructions TZ... Safety Switch Manual de instrucciones del interruptor de seguridad TZ... Mode d'emploi Interrupteur de sécurité TZ... Istruzioni di impiego dei finecorsa di sicurezza TZ...	2088062	09-05/18	   	6.9 MB
Instrukcja obsługi wyłącznika bezpieczeństwa TZ...	2088062	09-05/18		1.8 MB
Manual de instruções da chave de segurança TZ...	2088062	09-05/18		1.5 MB
Руководство по эксплуатации предохранительных выключателей TZ...	2088062	09-05/18		1.9 MB
Návod na obsluhu - bezpečnostný spínač TZ...	2088062	09-05/18		1.8 MB
使用说明书安全开关 TZ...	2088062	09-05/18		1.6 MB

## Catalogs

▼ Sicherheitsschalter mit Metallgehäuse Safety Switches with Metal Housing Bezpečnostní spínače s kovovým pouzdrém Interrupteurs de sécurité avec boîtier métallique 金属壳体的安全开关 Interruptores de seguridad con carcasa metálica

	Doc. no.	Version	Language	Download
Sicherheitsschalter mit Metallgehäuse	100319	11-03/18		7.9 MB
Interrupteurs de sécurité avec boîtier métallique	100676	11-03/18		7.9 MB
Interruptores de seguridad con carcasa metálica	104856	11-03/18		14.0 MB
Safety Switches with Metal Housing	100369	11-03/18		7.9 MB
Bezpečnostní spínače s kovovým pouzdrém	121650	11-03/18		7.9 MB
金属壳体的安全开关	102453	11-03/18		8.2 MB

## Declaration of conformity

▼ EU prohlášení o shodě

	Doc. no.	Version	Language	Download
EU-Konformitätserklärung Declaración UE de conformidad Déclaration UE de conformité Dichiarazione di conformità EU declaration of conformity	2077153	25-02/17	    	 0.3 MB
EU prohlášení o shodě EU-overensstemmelseserklæring Δήλωση συμμόρφωσης της ΕΕ EU-vaatimustenmukaisuusvakuutus EU-típusbizonyítvány EU-conformiteitsverklaring Deklaracja zgodności UE Declaração de Conformidade UE Declarația de conformitate UE EÚ vyhlásenie o zhode	2077153	25-02/17	        	 0.5 MB

**CAD data**

CAD data for this item on TraceParts