

## ITEM 088049 NZ1VZ-2131E3VSM04-M

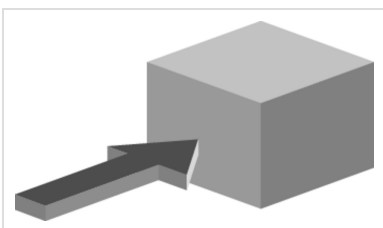
Description	Technical data	Accessories	Downloads
-------------	----------------	-------------	-----------



### Features

- › Housing according to EN 50041
- › Cable entry M20 x 1.5

### Approach direction



- › Figure  
Horizontal  
Can be adjusted in 90° steps

### Guard locking type

**VSM** Closed-circuit current principle, guard locking by spring force. Release by applying voltage to the solenoid.

## Switching element

**2131H** Slow-action switching contact 3 NC $\oplus$  + 1 NO

## Approvals



## Mechanical values and environment

Housing material	Anodized die-cast alloy
Weight	Net 0,7 kg
Ambient temperature	-25 ... 80 °C
Degree of protection	IP65
Mechanical life	2 x 10 <sup>6</sup>
Contact material	Silver alloy, gold flashed
Switching principle	Slow-action switching contact
Solenoid alignment	3
Installation position	Any
Number of door position positively driven contacts	3
Number of door position NO contacts	1
Connection	1 x M20 x 1.5
Approach speed	max.20 m/min
Actuation frequency	1200 1/h
Guard locking principle	Closed-circuit current principle
Locking force F <sub>max</sub>	2000 N
Locking force F <sub>Zh</sub>	1500 N
Retention force	35 N
Extraction force	40 N
Actuating force	45 N
Insertion depth	52 mm

## Electrical connection ratings

Rated thermal current I <sub>th</sub>	4 A
Utilization category according to EN 60947-5-1	AC-15 4A 230V DC-13 4A 24V
Solenoid operating voltage	DC 24 V -15 ... 10

Short circuit protection according to IEC 60269-1	
(Fuse)	4A gG
Rated insulation voltage U <sub>i</sub>	
AC/DC	250 V
Rated impulse withstand voltage U <sub>imp</sub>	2,5 kV
Switching voltage	
Min. at 10mA	12 V
Switching current	
Min. at 24V	1 mA
Connection cross-section	0,34 ... 1,5 mm <sup>2</sup>

### Reliability values acc. to EN ISO 13849-1

	<b>Control of the guard locking</b>
Category	Depending on external control of guard locking
Performance Level	Depending on external control of guard locking
PFH <sub>D</sub>	Depending on external control of guard locking
	<b>Monitoring of the position of the safety guard</b>
B10 <sub>D</sub>	4,5 x 10 <sup>6</sup>

### in combination with Actuator BETAETIGER-Z-G

#### Mechanical values and environment

Overtravel	4 mm
------------	------

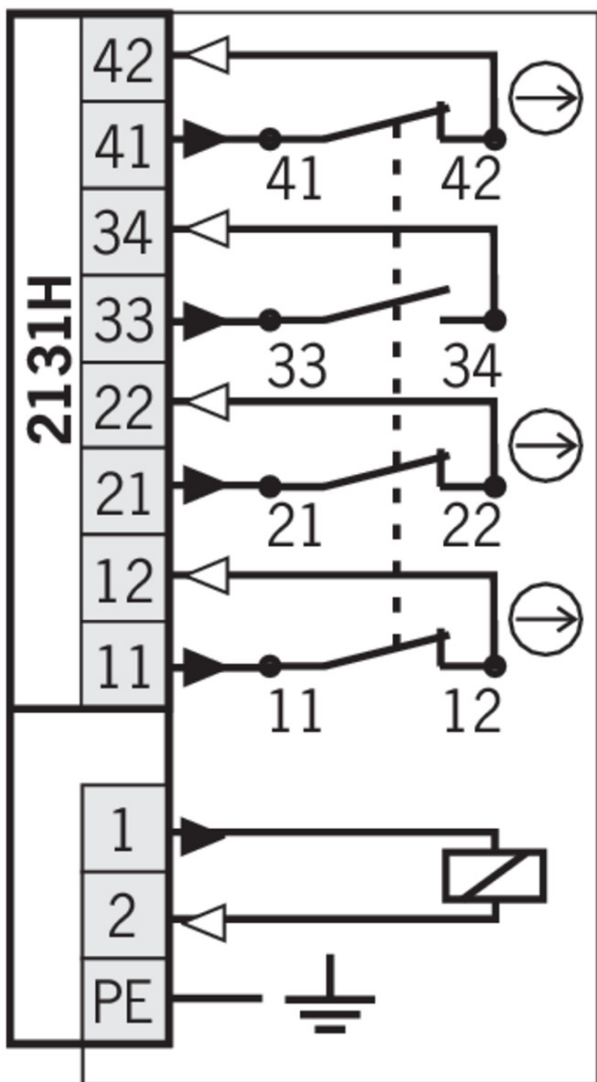
### in combination with Actuator BETAETIGER-Z-GN

#### Mechanical values and environment

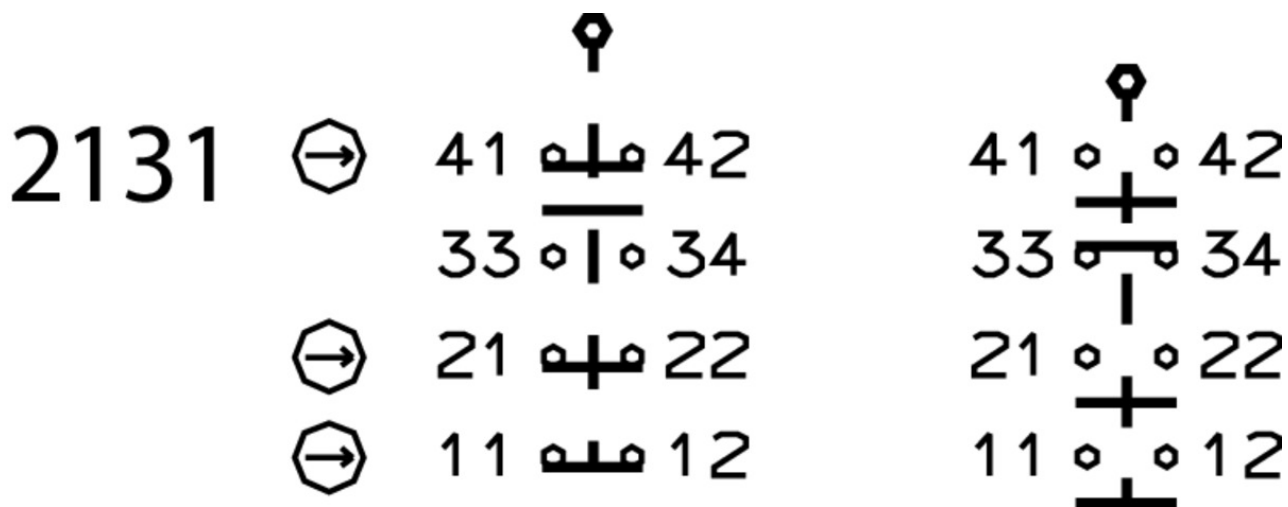
Overtravel	16 mm
------------	-------



2131H



Switching functions



Function expansion

- LED function display NZ



**029220** NGLE060RT

---



**029221** NGLE060GR

---

▼ Protective plate NZ.VZ/TZ

**059136** SCHUTZBLECH NZ/TZ

---

▼ Lockout mechanism NZ.VZ/TZ, 5 holes

**086538** SPERREINSATZ-Z-086538

▼ Features

- › Prevents unintentional closing of the door
  - › Can be secured with padlocks
- 

▼ Lockout mechanism NZ.VZ/TZ, 3 holes



**091305** SPERREINSATZ MIT KETTE

▼ Features

- › Prevents unintentional closing of the door
  - › Can be secured with padlocks
- 



**046730** SPERREINSATZ-Z-046730

▼ Features

- › Prevents unintentional closing of the door
  - › Can be secured with padlocks
- 

## Spare parts

---

▼ Replacement head NZ.VZ

**076250** BETAETIGUNGSKOPF NZVZ

---

## Actuator

---

▼ Actuators for safety switches NZ.VZ, NZ.VZ.VS and TZ



**097436** BETAETIGER-Z-GME

▼ Features

- › Made of solid stainless steel
  - › Two stainless safety screws per actuator
- 

**016849** BETAETIGER-Z-G



- ✓ Features
    - › Two stainless safety screws per actuator
- 



- 074411** BETAETIGER-Z-G/V25
    - ✓ Features
      - › Two stainless safety screws per actuator
      - › Packaging unit 25 pieces
- 



- 072251** BETAETIGER-Z-GN
    - ✓ Features
      - › Two stainless safety screws per actuator
- 

✓ Hinged actuator right for safety switches NZ.VZ, NZ.VZ.VS and TZ



- 100406** RADIUSBETAETIGER-Z-R-C2194
    - ✓ Features
      - › Two stainless safety screws per actuator
      - › Smaller door radii
- 



- 074412** RADIUSBETAETIGER-Z-R/V25
    - ✓ Features
      - › Two stainless safety screws per actuator
      - › Packaging unit 25 pieces
- 



- 024299** RADIUSBETAETIGER-Z-R
    - ✓ Features
      - › Two stainless safety screws per actuator
- 

✓ Hinged actuator left for safety switches NZ.VZ, NZ.VZ.VS and TZ



- 100407** RADIUSBETAETIGER-Z-L-C2194
    - ✓ Features
      - › Two stainless safety screws per actuator
      - › Smaller door radii
- 



- 074413** RADIUSBETAETIGER-Z-L/V25
    - ✓ Features
      - › Two stainless safety screws per actuator
      - › Packaging unit 25 pieces
- 



- 024298** RADIUSBETAETIGER-Z-L
    - ✓ Features
      - › Two stainless safety screws per actuator
- 

✓ Hinged actuator bottom for safety switches NZ.VZ, NZ.VZ.VS and TZ



- 074414** RADIUSBETAETIGER-Z-U/V25
  - ✓ Features

- › Two stainless safety screws per actuator
- › Packaging unit 25 pieces



**048850** RADIUSBETAETIGER-Z-U

- ✓ Features
  - › Two stainless safety screws per actuator

- ✓ Hinged actuator top for safety switches NZ.VZ, NZ.VZ.VS and TZ



**057950** RADIUSBETAETIGER-Z-O

- ✓ Features
  - › Two stainless safety screws per actuator



**074415** RADIUSBETAETIGER-Z-O/V25

- ✓ Features
  - › Two stainless safety screws per actuator
  - › Packaging unit 25 pieces

## Mounting accessories

- ✓ Mounting plates EMP-B2 for actuators for safety switches CTP, TP...A, STA, STP, TX and TZ



**093458** EMP-B2

- ✓ Mounting plates EMP-B1 for actuators for safety switches CTP, TP...A, STA, STP, TX and TZ



**093457** EMP-B1

- ✓ Mounting plates EMP-SC for safety switches NM, NP...AS and NZ



**085753** EMP-SC

- ✓ Features
  - › For vertical and horizontal mounting of safety switches NM, NP...AS and NZ

## Bolt

- ✓ Bolts NZ/TZ-S1/AF and NZ/TZ-S1/CF with escape release for safety switches NZ.VZ, NZ.VZ.VS and TZ with escape release



**079785** RIEGEL NZ/TZ-S1/CF

- ✓ Features
  - › Aluminum bolt
  - › For doors hinged on the left
  - › Escape release
  - › Spring catch in open position
  - › Can be locked in open position with padlocks



- › Actuator included



**079786** RIEGEL NZ/TZ-S1/AF

✓ Features

- › Aluminum bolt
- › For doors hinged on the right
- › Escape release
- › Spring catch in open position
- › Can be locked in open position with padlocks
- › Actuator included

- ✓ Bolts NZ/TZ-S1 and NZ/TZ-S2 for safety switches NZ.VZ, NZ.VZ.VS and TZ



**028359** RIEGEL NZ/TZ-S2

✓ Features

- › Aluminum bolt
- › For doors hinged on the left or right. Cone grip top.
- › Spring catch in open position
- › Can be locked in open position with padlocks
- › Actuator included



**028357** RIEGEL NZ/TZ-S1

✓ Features

- › Aluminum bolt
- › For doors hinged on the left or right. Cone grip bottom.
- › Spring catch in open position
- › Can be locked in open position with padlocks
- › Actuator included

- ✓ Bolt NZ-C... for safety switches NZ.VZ and NZ.VZ.VS



**078456** RIEGEL NZ-CR2

✓ Features

- › Steel bolt
- › For doors hinged on the left
- › Detent knob in open position
- › Detent knob mechanism in closed position
- › Can be locked in open position with padlocks
- › Actuator and switch bracket included



**083892** RIEGEL NZ-CB

✓ Features

- › Steel bolt
- › For doors hinged on the left
- › Ball detent mechanism in closed position
- › Can be locked in open position with padlocks
- › Actuator and switch bracket included

- ✓ Bolt NZ-A... for safety switches NZ.VZ and NZ.VZ.VS

**078455** RIEGEL NZ-AR2

✓ Features



- › Steel bolt
- › For doors hinged on the right
- › Detent knob in open position
- › Detent knob in closed position
- › Can be locked in open position with padlocks
- › Actuator and switch bracket included



#### **083890** RIEGEL NZ-AB

##### ✓ Features

- › Steel bolt
- › For doors hinged on the right
- › Ball detent mechanism in closed position
- › Can be locked in open position with padlocks
- › Actuator and switch bracket included

#### ✓ Bolt NZ-C for safety switches NZ.VZ and NZ.VZ.VS



#### **057735** RIEGEL NZ-C

##### ✓ Features

- › Steel bolt
- › For doors hinged on the left
- › Can be locked in open position with padlocks
- › Actuator and switch bracket included

#### ✓ Bolt NZ-A for safety switches NZ.VZ and NZ.VZ.VS



#### **057734** RIEGEL NZ-A

##### ✓ Features

- › Steel bolt
- › For doors hinged on the right
- › Can be locked in open position with padlocks
- › Actuator and switch bracket included
- › Bolt is not allowed to be used in conjunction with an escape release.

## Connection material

#### ✓ Cable glands M20x1.5



#### **077683** EKVM20/06



#### **077684** EKVM20/09

#### ✓ Solenoid plug for safety switch NZ.VZ.VS

#### **028345** STECKVERBINDER FUER MAGNETVERRIEG.

##### ✓ Features

- › Without rectifier for the connection of DC.













## Instructions

### ▼ Istruzioni di impiego Finecorsa di sicurezza NZ.VZ-...VS

	Doc. no.	Version	Language	Download
Betriebsanleitung Sicherheitsschalter NZ.VZ-...VS	094066	07-08/16		 2.2 MB
Manual de instrucciones Interruptor de seguridad NZ.VZ-...VS				
Mode d'emploi Interrupteur de sécurité NZ.VZ-...VS				
Operating Instructions Safety Switch NZ.VZ-...VS				
Istruzioni di impiego Finecorsa di sicurezza NZ.VZ-...VS	094066	07-08/16		 0.6 MB
Návod na prevádzku Bezpečnostný spínač NZ.VZ-...VS	094066	07-08/16		 0.6 MB

## Catalogs

### ▼ Sicherheitsschalter mit Metallgehäuse Safety Switches with Metal Housing Bezpečnostní spínače s kovovým pouzdem Interrupteurs de sécurité avec boîtier métallique 金属壳体的安全开关 Interruptores de seguridad con carcasa metálica

	Doc. no.	Version	Language	Download
Sicherheitsschalter mit Metallgehäuse	100319	11-03/18		 7.9 MB
Interrupteurs de sécurité avec boîtier métallique	100676	11-03/18		 7.9 MB
Interruptores de seguridad con carcasa metálica	104856	11-03/18		 14.0 MB
Safety Switches with Metal Housing	100369	11-03/18		 7.9 MB
Bezpečnostní spínače s kovovým pouzdem	121650	11-03/18		 7.9 MB
金属壳体的安全开关	102453	11-03/18		 8.2 MB

## Declaration of conformity

### ▼ EU prohlášení o shodě

	Doc. no.	Version	Language	Download
EU-Konformitätserklärung	2077153	25-02/17		 0.3 MB
Declaración UE de conformidad				
Déclaration UE de conformité				
Dichiarazione di conformità				
EU declaration of conformity				
EU prohlášení o shodě	2077153	25-02/17		 0.5 MB
EU-overensstemmelseserklæring				
Δήλωση συμμόρφωσης της ΕΕ				
EU-vaatimustenmukaisuusvakuutus				
EU-típusbizonyítvány				
EU-conformiteitsverklaring				
Deklaracja zgodności UE				
Declaração de Conformidade UE				
Declarația de conformitate UE				
EÚ vyhlásenie o zhode				

## **CAD data**

CAD data for this item on TraceParts