

ITEM 103660 STA3A-2131A024MC1993

Description	Technical data	Accessories	Downloads
-------------	----------------	-------------	-----------



Features

- › Auxiliary release on the front
- › Escape release from the rear
- › With door monitoring contact

Approach direction



› Figure

Horizontal and vertical
Can be adjusted in 90° steps

Solenoid operating voltage

- › AC/DC 24 V +10%, -15%

Guard locking type

STA3 Closed-circuit current principle, guard locking by spring force. Release by applying voltage to the guard locking solenoid.

Switching element

2131 Slow-action switching contact 2 NC \oplus + 1 NO + 1 NC (door monitoring contact)

Auxiliary release

Is used for releasing the guard locking with the aid of a tool. To protect against tampering, the auxiliary release is sealed with sealing lacquer.

Escape release

This is used for manual release of guard locking from within the danger area without tools. With identification of On/Off position.

Approvals



Mechanical values and environment

Housing material	Alloy - die-cast
Weight	Net 0,6 kg
Ambient temperature	-20 ... 80 °C
Degree of protection	IP67
Mechanical life	1 x 10 ⁶
Contact material	Silver alloy, gold flashed
Switching principle	Slow-action switching contact
Installation position	Any
Number of door position NC contacts	1
Number of guard lock monitoring positively driven contacts	2
Number of guard lock monitoring NO contacts	1
Connection	3 x M20 x 1.5
Approach speed	max. 20 m/min
Actuation frequency	1200 1/h
Guard locking principle	Closed-circuit current principle

Locking force F_{\max}	3000 N
Locking force F_{Zh}	2300 N
Retention force	20 N
Extraction force	30 N
Actuating force	35 N
Insertion depth	min.24,5 mm

Electrical connection ratings

Rated thermal current I_{th}	4 A
Utilization category according to EN 60947-5-1	AC-15 4A 50V DC-13 4A 24V
Solenoid operating voltage	AC/DC 24 V -15% ... +10%
Short circuit protection according to IEC 60269-1	(Fuse) 4A gG
Rated insulation voltage U_i	50 V
Rated impulse withstand voltage U_{imp}	2,5 kV
Switching voltage	Min. at 10mA 12 V
Switching current	Min. at 24V 1 mA
Power consumption	8 W
Solenoid duty cycle	100 %
Connection cross-section	0,34 ... 1,5 mm ²

Miscellaneous

C number	C1993 Escape release long
----------	---------------------------

Reliability values acc. to EN ISO 13849-1

	Control of the guard locking
Category	Depending on external control of guard locking
Performance Level	Depending on external control of guard locking
PFH _D	Depending on external control of guard locking
	Monitoring of guard locking and the safety guard position
B10 _D	11,5 x 10 ⁶

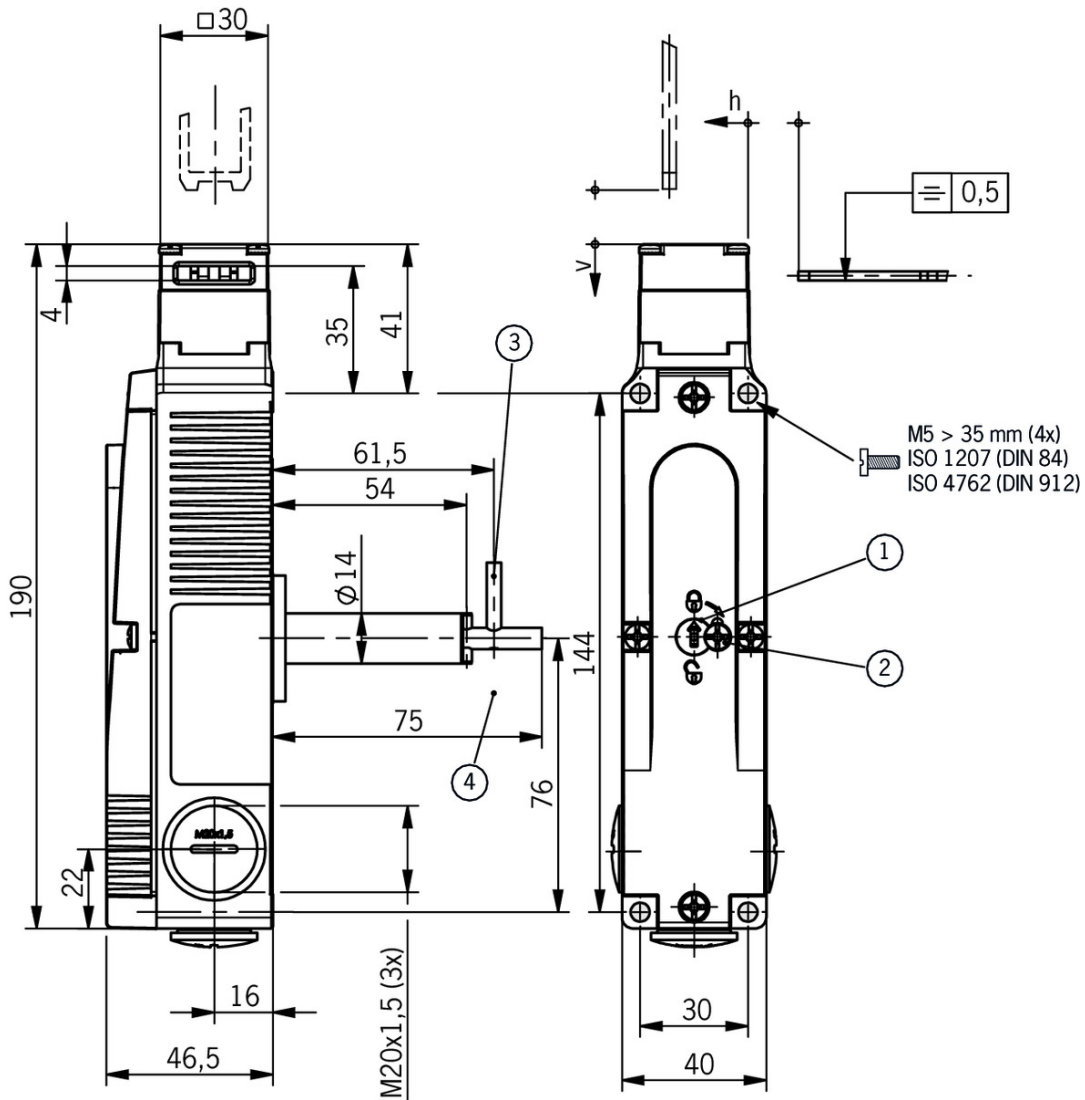
in combination with Actuator **BETAETIGER-S-GT-SN**

Mechanical values and environment

Overtravel

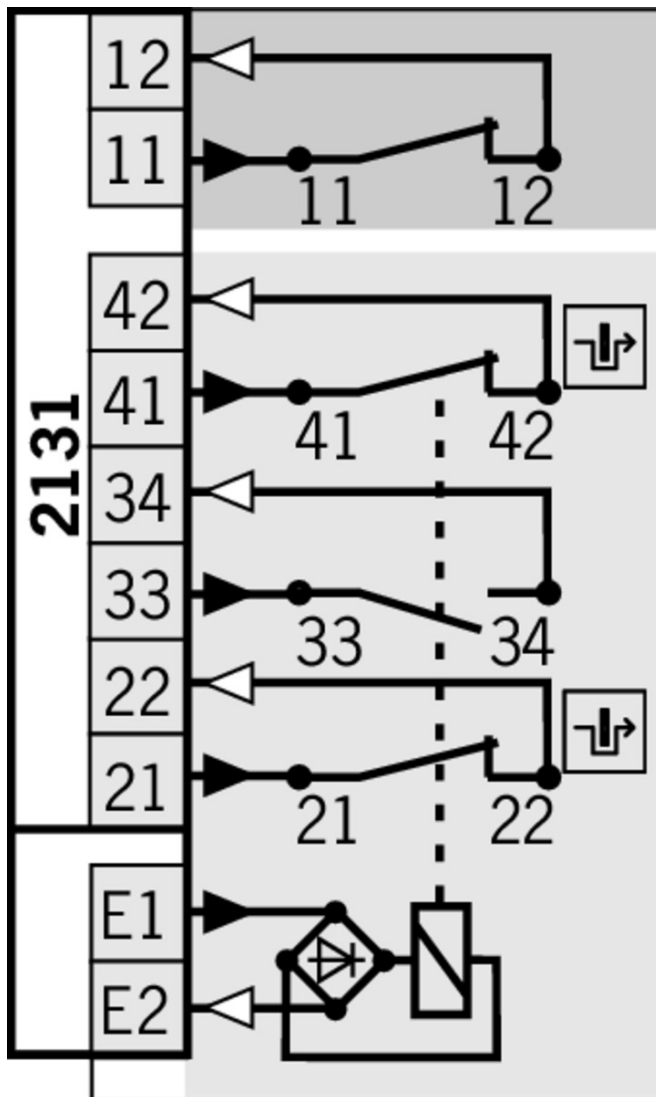
5 mm

Dimension drawing



Legende

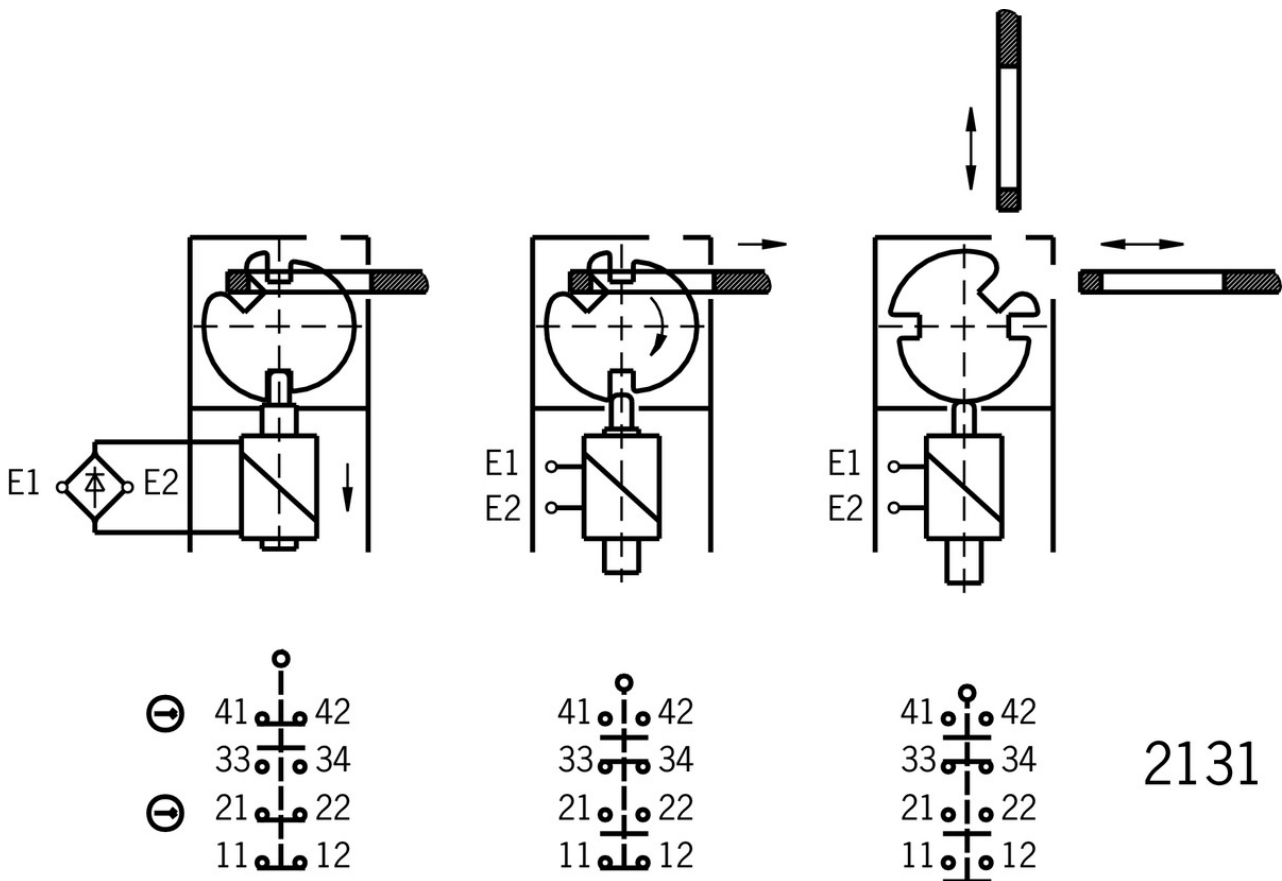
- 1 Auxiliary release
- 2 Locking screw
- 3 Escape release, basic position
- 4 Escape release, unlocked position



Legende

- Solenoid monitoring
- Door monitoring

Switching functions



Function expansion

- ✓ Handle for escape release for safety switches TP/STP/STA



105329 FE-GRIFF

- ✓ Lockout bar STA/STP/SGA/SGP/STM



105701 SPERREINSATZ STP/STA

- ✓ Features

- › Prevents unintentional closing of the door
- › Can be secured with padlocks

- ✓ Built-in LED



095510 EINBAULEUCHTE LED-F M20X1,5



087423 EINBAULEUCHTE LED M20X1,5

- ✓ Emergency unlocking for safety switches STA



099876 NOTENTSPERRUNG STA

- ▼ Insertion funnel for safety switches SGP/STA/STP/STM/SGA



093157 EINFUEHRTRICHTER-S

- ▼ Wire front release



096230 AE-B-A1-02,0-096230

▼ Features

- › Can be used as escape release or emergency unlocking
 - › No automatic return
 - › Sheath length 2 m (rope length 6 m)
-



097747 AE-B-A1-02,0-F-097747

▼ Features

- › Can be used as escape release or emergency unlocking
 - › automatic return
 - › Sheath length 2 m (rope length 6 m)
-



098313 AE-B-A1-03,0-098313

▼ Features

- › Can be used as escape release or emergency unlocking
 - › No automatic return
 - › Sheath length 3 m (rope length 6 m)
-



111233 AE-B-A1-03,0-F-111233

▼ Features

- › Can be used as escape release or emergency unlocking
 - › automatic return
 - › Sheath length 3 m (rope length 6 m)
-



098314 AE-B-A1-04,0-098314

▼ Features

- › Can be used as escape release or emergency unlocking
 - › No automatic return
 - › Sheath length 4 m (rope length 6 m)
-



125582 AE-B-A1-06,0-125582

▼ Features

- › Can be used as escape release or emergency unlocking
 - › No automatic return
 - › Rope length 6 m (without sheath)
-



124770 AE-B-A1-06,0-F-124770

▼ Features

- › Can be used as escape release or emergency unlocking
- › automatic return

- › Rope length 6 m (without sheath)

Bolt

- ▼ Bolt BTC-ST/G... with escape release for safety switches STA, STP, SGP and SGA



106285 BTC-ST/G-S-TH-01-F

- ▼ Features

- › Aluminum bolt
- › For doors hinged on the left or right
- › Lever for escape release from the danger area
- › Pushbutton in open position
- › Can be locked in open position with padlocks
- › Actuator included

-
- ▼ Bolt S-... with escape release for safety switches STA, STP, SGP and SGA



096390 RIEGEL S-AF

- ▼ Features

- › Steel bolt
- › Lever for escape release from the danger area
- › For doors hinged on the right
- › Detent knob in open position
- › Can be locked in open position with padlocks
- › Actuator included



096391 RIEGEL S-CF

- ▼ Features

- › Steel bolt
- › Lever for escape release from the danger area
- › For doors hinged on the left
- › Detent knob in open position
- › Can be locked in open position with padlocks
- › Actuator included

Mounting accessories

- ▼ Mounting plates EMP-B2 for actuators for safety switches CTP, TP...A, STA, STP, TX and TZ



093458 EMP-B2

-
- ▼ Mounting plates EMP-B1 for actuators for safety switches CTP, TP...A, STA, STP, TX and TZ



093457 EMP-B1

-
- ▼ Mounting plates EMP-SB for safety switches CTP, TP...A, STA, STP and TX



093456 EMP-SB

▼ Features

- › For vertical and horizontal mounting of safety switches TP...A, STA, STP and TX

▼ Switch bracket TP/STP GFK



096613 SCHALTERAUFNAHME TP/STP GFK

▼ Features

- › Switch bracket made of fiber glass reinforced plastic
- › For left or right hinged doors

Actuator

▼ Hinged actuator L top/bottom, for safety switches SGA/SGP/STA/STP/STM for insertion funnel



096697 RADIUSBETAETIGER-S-OU-LN

▼ Features

- › Actuators made of stainless steel
- › Two stainless safety screws per actuator
- › For doors hinged at top and bottom

▼ Hinged actuator L left/right, for safety switches SGA/SGP/STA/STP/STM for insertion funnel



096844 RADIUSBETAETIGER-S-LR-LN

▼ Features

- › Actuators made of stainless steel
- › Two stainless safety screws per actuator
- › For doors hinged on right and left

▼ Hinged actuator S left/right for safety switches SGA/SGP/STA/STP/STM



096838 RADIUSBETAETIGER-S-LR-SN

▼ Features

- › Actuators made of stainless steel
- › Two safety screws included
- › For doors hinged on right and left

▼ Hinged actuator S top/bottom for safety switches SGA/SGP/STA/STP/STM



095315 RADIUSBETAETIGER-S-OU-SN

▼ Features

- › Actuators made of stainless steel
- › Two safety screws included
- › For doors hinged at top and bottom

▼ Actuator S, bent, for safety switches SGA/SGP/STA/STP/STM

095740 BETAETIGER-S-WQT-SN



- ▼ Features
 - › Two safety screws included

- ▼ Actuator L, bent, for safety switches SGA/SGP/STA/STP/STM for insertion funnel



- 095741** BETAETIGER-S-WQT-LN
- ▼ Features
 - › Two safety screws included
 - › Actuators with rubber bushings

- ▼ Actuator L for safety switches SGA/SGP/STA/STP/STM for insertion funnel



- 095739** BETAETIGER-S-GT-LN
- ▼ Features
 - › Two safety screws included
 - › Actuators with rubber bushings

- ▼ Actuator S for safety switches SGA/SGP/STA/STP/STM



- 097861** BETAETIGER-S-G-SN-C2115
- ▼ Features
 - › Two safety screws included
 - › Physically compatible with TP actuator P-G



- 095738** BETAETIGER-S-GT-SN
- ▼ Features
 - › Two safety screws included
 - › Actuators with rubber bushings













Instructions

- ▼ Инструкция по эксплуатации Предохранительный выключатель STA...













	Doc. no.	Version	Language	Download
Betriebsanleitung Sicherheitsschalter STA...	2096775	08-12/17		5.8 MB
Manual de instrucciones del interruptor de seguridad STA...				
Mode d'emploi pour les interrupteurs de sécurité STA...				
Operating Instructions Safety Switch STA...				
Инструкция по эксплуатации Предохранительный выключатель STA...	2096775	08-12/17		1.7 MB
使用说明书 安全开关 STA...	2096775	08-12/17		1.6 MB
Istruzioni d'impiego dei finecorsa di sicurezza STA...	2096775	08-12/17		1.5 MB

Catalogs

- ▼ Bezpečnostní spínače s plastovým pouzdem Sicherheitsschalter mit Kunststoffgehäuse Safety Switches with Plastic Housing Interruptores de seguridad con carcasa plástica Interrupteurs de sécurité avec boîtier plastique 塑料壳体 的安全开关

	Doc. no.	Version	Language	Download
Sicherheitsschalter mit Kunststoffgehäuse	096955	11-03/18		 6.6 MB
Interrupteurs de sécurité avec boîtier plastique	100677	11-03/18		 6.6 MB
Interruptores de seguridad con carcasa plástica	104855	11-03/18		 6.6 MB
Bezpečnostní spínače s plastovým pouzdem	121649	11-03/18		 6.6 MB
Safety Switches with Plastic Housing	096956	11-03/18		 6.6 MB
塑料壳体 的安全开关	116243	11-03/18		 6.2 MB

- ▼ Sicherheitsschalter mit Metallgehäuse Safety Switches with Metal Housing Bezpečnostní spínače s kovovým pouzdem Interrupteurs de sécurité avec boîtier métallique 金属壳体 的安全开关 Interruptores de seguridad con carcasa metálica

	Doc. no.	Version	Language	Download
Sicherheitsschalter mit Metallgehäuse	100319	11-03/18		 7.9 MB
Interrupteurs de sécurité avec boîtier métallique	100676	11-03/18		 7.9 MB
Interruptores de seguridad con carcasa metálica	104856	11-03/18		 14.0 MB
Safety Switches with Metal Housing	100369	11-03/18		 7.9 MB
Bezpečnostní spínače s kovovým pouzdem	121650	11-03/18		 7.9 MB
金属壳体 的安全开关	102453	11-03/18		 8.2 MB

Declaration of conformity

- ▼ EU prohlášení o shodě

	Doc. no.	Version	Language	Download
EU-Konformitätserklärung Declaración UE de conformidad Déclaration UE de conformité Dichiarazione di conformità EU declaration of conformity	2077153	25-02/17	    	 0.3 MB
EU prohlášení o shodě EU-overensstemmelseserklæring Δήλωση συμμόρφωσης της ΕΕ EU-vaatimustenmukaisuusvakuutus EU-típusbizonyítvány EU-conformiteitsverklaring Deklaracja zgodności UE Declaração de Conformidade UE Declarația de conformitate UE EÚ vyhlásenie o zhode	2077153	25-02/17	         	 0.5 MB