


ITEM 099272 STP3A-4141A024M

| Description | Technical data | Accessories | Downloads |
|-------------|----------------|-------------|-----------|
|-------------|----------------|-------------|-----------|



**Features**

- › Actuating head made of metal
- › Auxiliary release on the front
- › With door monitoring contact

**Approach direction**



- › Figure  
Horizontal and vertical  
Can be adjusted in 90° steps

**Solenoid operating voltage**

- › AC/DC 24 V +10%, -15%

## Guard locking type

**STP3** Closed-circuit current principle, guard locking by spring force. Release by applying voltage to the guard locking solenoid.

## Switching element

**4141** Slow-action switching contact 2 NC  $\rightarrow$  + 2 NC  $\rightarrow$  (door monitoring contacts)

## Auxiliary release

Is used for releasing the guard locking with the aid of a tool. To protect against tampering, the auxiliary release is sealed with sealing lacquer.

## Approvals



## Mechanical values and environment

|  |                     |
|--|---------------------|
| Ambient temperature  | -20 ... 55 °C       |
| Mechanical life  | 1 x 10 <sup>6</sup> |
| Number of door position positively driven contacts         | 2                   |
| Number of guard lock monitoring positively driven contacts | 2                   |
| Actuation frequency  | 1200 1/h            |
| Locking force F <sub>max</sub>                             | 2500 N              |
| Locking force F <sub>Zh</sub>                              | 2000 N              |
| Retention force  | 20 N                |
| Extraction force   | 30 N                |
| Actuating force  | 35 N                |
| Insertion depth  | min.24,5 mm         |

## Electrical connection ratings

|  |                |
|--|----------------|
| Rated thermal current I <sub>th</sub>            | 4 A            |
| Utilization category according to EN 60947-5-1   | AC-15<br>DC-13 |
| Rated insulation voltage U <sub>i</sub>          | 250 V          |
| Rated impulse withstand voltage U <sub>imp</sub> | 2,5 kV         |
| Power consumption                                | 8 W            |
| Solenoid duty cycle                              | 100 %          |

Connection cross-section

0,34 ... 1,5 mm<sup>2</sup>

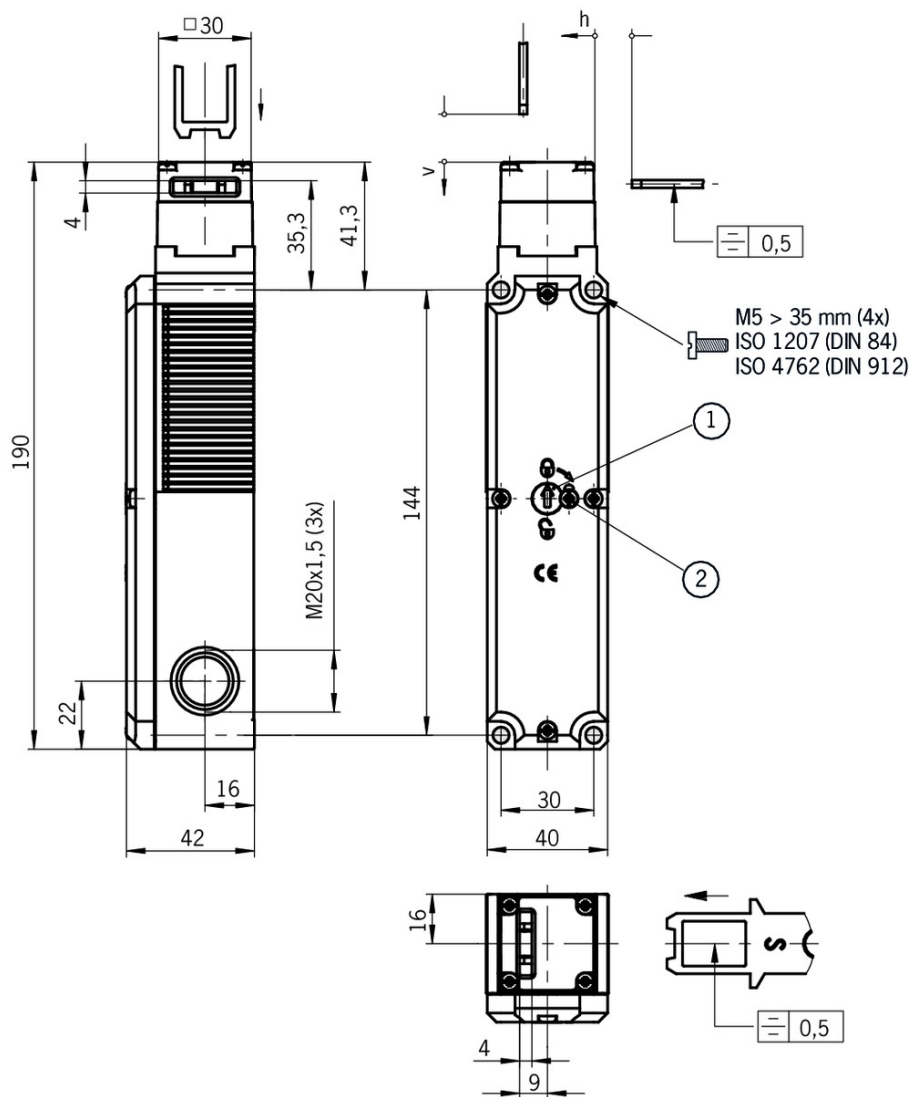
in combination with Actuator BETAETIGER-S-GT-SN

### Mechanical values and environment

Overtravel

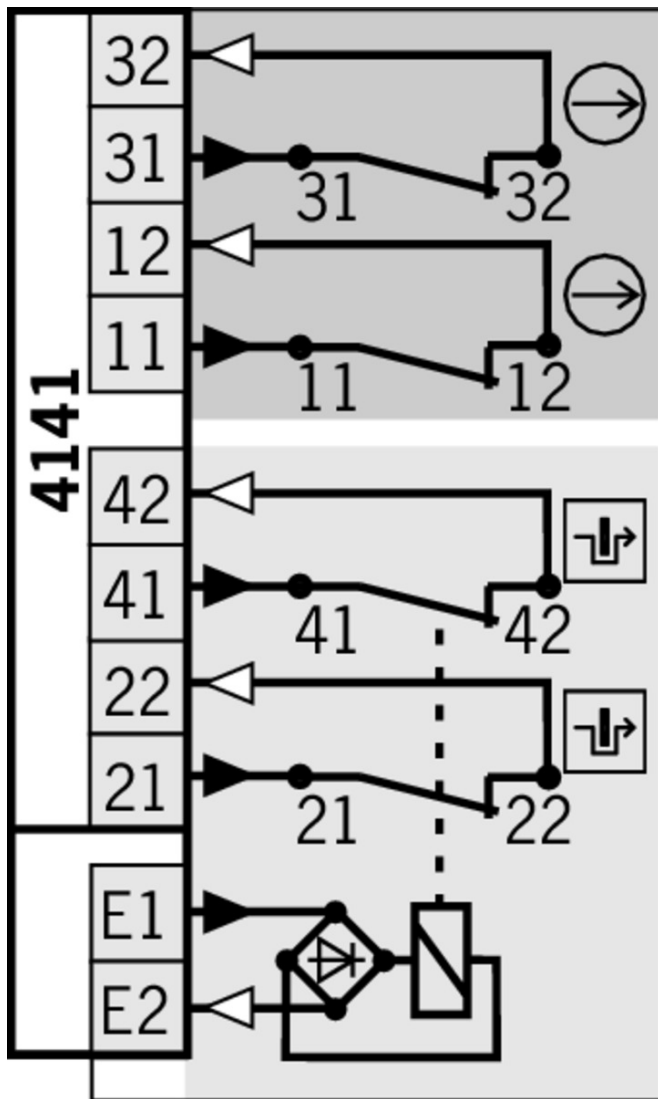
5 mm

### Dimension drawing





### Legende

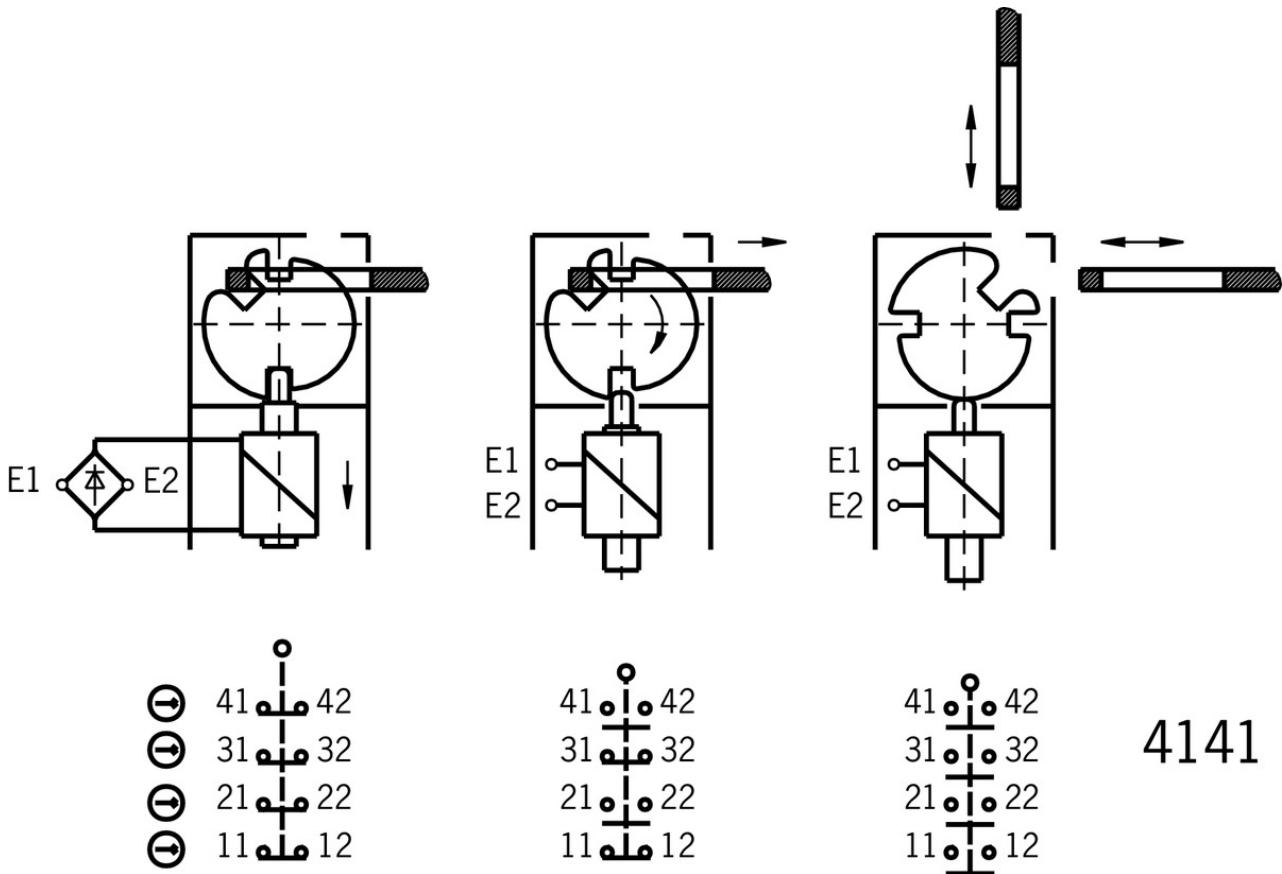
- 1 Auxiliary release
- 2 Locking screw



**Legende**

-  Solenoid monitoring
-  Door monitoring

## Switching functions



## Actuator

- ✓ Hinged actuator S left/right for safety switches SGA/SGP/STA/STP/STM



**096838** RADIUSBETAETIGER-S-LR-SN

✓ Features

- › Actuators made of stainless steel
- › Two safety screws included
- › For doors hinged on right and left

- ✓ Hinged actuator L left/right, for safety switches SGA/SGP/STA/STP/STM for insertion funnel



**096844** RADIUSBETAETIGER-S-LR-LN

✓ Features

- › Actuators made of stainless steel
- › Two stainless safety screws per actuator
- › For doors hinged on right and left

- ✓ Actuator S for safety switches SGA/SGP/STA/STP/STM



**097861** BETAETIGER-S-G-SN-C2115

✓ Features

- › Two safety screws included
- › Physically compatible with TP actuator P-G



**095738** BETAETIGER-S-GT-SN

✓ Features

- › Two safety screws included
  - › Actuators with rubber bushings
- 

✓ Actuator S, bent, for safety switches SGA/SGP/STA/STP/STM



**095740** BETAETIGER-S-WQT-SN

✓ Features

- › Two safety screws included
- 



**115073** BETAETIGER-S-W-SN-C2115

✓ Features

- › Two stainless safety screws per actuator
  - › Minimum door radius 300 mm
- 



**105808** BETAETIGER-S-WT-SN-C2115

✓ Features

- › Two stainless safety screws per actuator
  - › Actuators with rubber bushings
  - › Minimum door radius 300 mm
- 

✓ Actuator L for safety switches SGA/SGP/STA/STP/STM for insertion funnel



**095739** BETAETIGER-S-GT-LN

✓ Features

- › Two safety screws included
  - › Actuators with rubber bushings
- 

✓ Actuator L, bent, for safety switches SGA/SGP/STA/STP/STM for insertion funnel



**095741** BETAETIGER-S-WQT-LN

✓ Features

- › Two safety screws included
  - › Actuators with rubber bushings
- 



**105809** BETAETIGER-S-WT-LN-C2115

✓ Features

- › Two stainless safety screws per actuator
  - › Actuators with rubber bushings
  - › Minimum door radius 300 mm
- 

✓ Hinged actuator S top/bottom for safety switches SGA/SGP/STA/STP/STM



**095315** RADIUSBETAETIGER-S-OU-SN

✓ Features

- › Actuators made of stainless steel
- › Two safety screws included
- › For doors hinged at top and bottom

- 
- ▼ Hinged actuator L top/bottom, for safety switches SGA/SGP/STA/STP/STM for insertion funnel



**096697** RADIUSBETAETIGER-S-OU-LN

▼ Features

- › Actuators made of stainless steel
  - › Two stainless safety screws per actuator
  - › For doors hinged at top and bottom
- 

## Function expansion

- 
- ▼ Insertion funnel for safety switches SGP/STA/STP/STM/SGA



**093157** EINFUEHRTRICHTER-S

---

- ▼ Lock for auxiliary release for safety switches CTP/TP/STP



**084177** SCHLOSS TP VERSCHIEDENSCHLIESSEND

▼ Features

- › Lock unique locking
  - › Key removable in “unlocked” and “locked” positions
- 



**109212** SCHLOSS TP GLEICHSCHLIESSEND C2293

▼ Features

- › Identical locking
  - › Key can be removed only in “locked” position
- 



**086236** SCHLOSS TP GLEICHSCHLIESSEND

▼ Features

- › Identical locking
  - › Key removable in “unlocked” and “locked” positions
- 

- ▼ Built-in LED



**087423** EINBAULEUCHTE LED M20X1,5


---



**095510** EINBAULEUCHTE LED-F M20X1,5

---

- ▼ LED set



**098035** STP LED SET

---

- ▼ Lockout bar STA/STP/SGA/SGP/STM



### **105701** SPERREINSATZ STP/STA

#### ✓ Features

- › Prevents unintentional closing of the door
- › Can be secured with padlocks

#### ✓ Release with automatic reset for safety switches CTP/TP/STP



### **103110** ENTRIEGELUNG RUECKSTELLEND TP/STP

#### ✓ Emergency unlocking for safety switches CTP/TP/STP



### **099877** NOTENTSPERRUNG TP/STP

#### ✓ Handle for wire front release



### **099795** AY-HDL-099795

#### ✓ Features

- › Suitable for all wire front releases

#### ✓ Handle for escape release for safety switches TP/STP/STA



### **105329** FE-GRIFF

#### ✓ Wire front release



### **096230** AE-B-A1-02,0-096230

#### ✓ Features

- › Can be used as escape release or emergency unlocking
- › No automatic return
- › Sheath length 2 m (rope length 6 m)



### **097747** AE-B-A1-02,0-F-097747

#### ✓ Features

- › Can be used as escape release or emergency unlocking
- › automatic return
- › Sheath length 2 m (rope length 6 m)



### **098313** AE-B-A1-03,0-098313

#### ✓ Features

- › Can be used as escape release or emergency unlocking
- › No automatic return
- › Sheath length 3 m (rope length 6 m)



### **111233** AE-B-A1-03,0-F-111233

#### ✓ Features

- › Can be used as escape release or emergency unlocking



- › automatic return
- › Sheath length 3 m (rope length 6 m)



**098314** AE-B-A1-04,0-098314

✓ Features

- › Can be used as escape release or emergency unlocking
- › No automatic return
- › Sheath length 4 m (rope length 6 m)



**124770** AE-B-A1-06,0-F-124770

✓ Features

- › Can be used as escape release or emergency unlocking
- › automatic return
- › Rope length 6 m (without sheath)



**125582** AE-B-A1-06,0-125582

✓ Features

- › Can be used as escape release or emergency unlocking
- › No automatic return
- › Rope length 6 m (without sheath)

---

## Mounting accessories

- ✓ Mounting plates EMP-B1 for actuators for safety switches CTP, TP...A, STA, STP, TX and TZ



**093457** EMP-B1

- ✓ Mounting plates EMP-B2 for actuators for safety switches CTP, TP...A, STA, STP, TX and TZ



**093458** EMP-B2

- ✓ Mounting plates EMP-SB for safety switches CTP, TP...A, STA, STP and TX



**093456** EMP-SB

✓ Features

- › For vertical and horizontal mounting of safety switches TP...A, STA, STP and TX

- ✓ Switch bracket TP/STP GFK



**096613** SCHALTERAUFNAHME TP/STP GFK

✓ Features

- › Switch bracket made of fiber glass reinforced plastic
  - › For left or right hinged doors
-

## Bolt

---

- ▼ Bolt BTC-ST/G... without escape release for safety switches STA, STP, SGP and SGA



### **106284** BTC-ST/G-S-TH-00-X

#### ▼ Features

- › Aluminum bolt
  - › For doors hinged on the left or right
  - › Can be locked in open position with padlocks
  - › Actuator included
- 

- ▼ Bolt S-... for safety switches STA, STP, SGP and SGA



### **096385** RIEGEL S-C

#### ▼ Features

- › Steel bolt
  - › For doors hinged on the left
  - › Can be locked in open position with padlocks
  - › Actuator included
- 



### **096384** RIEGEL S-A

#### ▼ Features

- › Steel bolt
  - › For doors hinged on the right
  - › Can be locked in open position with padlocks
  - › Actuator included
- 

- ▼ Bolt STP-GFK for safety switches STA, STP, SGP and SGA



### **098121** RIEGEL STP-GFK

#### ▼ Features

- › Fiber glass reinforced plastic bolt
  - › For doors hinged on the left or right
  - › Can be locked in open position with padlocks
  - › Actuator included
- 

## Spare parts

---

- ▼ Replacement key for mechanical key release




### **099434** ERSATZSCHLUESSEL GLEICHSCHL.0354

---






## Instructions

- ▼ Инструкция по эксплуатации предохранительных выключателей STP...

|   |         |          |   |  |
|---|---------|----------|---|--|
| Betriebsanleitung Sicherheitsschalter STP...<br>Manual de instrucciones del interruptor de seguridad STP...<br>Mode d'emploi pour les interrupteurs de sécurité STP...<br>Operating Instructions Safety Switches STP... | 2095803 | 09-12/17 | <br><br><br> |  6.4 MB  |
| Инструкция по эксплуатации<br>предохранительных выключателей STP...   | 2095803 | 09-12/17 |    |  1.8 MB |
| İşletim kılavuzu Emniyet şalteri STP...   | 2095803 | 09-12/17 |    |  1.8 MB |
| Istruzioni di impiego dei finecorsa di sicurezza STP...   | 2095803 | 09-12/17 |    |  1.7 MB |

## Catalogs

- Bezpečnostní spínače s plastovým pouzdem Sicherheitsschalter mit Kunststoffgehäuse Safety Switches with Plastic Housing Interruptores de seguridad con carcasa plástica Interrupteurs de sécurité avec boîtier plastique 塑料壳体的安全开关

|  | Doc. no. | Version  | Language  | Download   |
|--|----------|----------|---|--|
| Sicherheitsschalter mit Kunststoffgehäuse        | 096955   | 11-03/18 |    |  6.6 MB   |
| Interrupteurs de sécurité avec boîtier plastique | 100677   | 11-03/18 |    |  6.6 MB   |
| Interruptores de seguridad con carcasa plástica  | 104855   | 11-03/18 |    |  6.6 MB   |
| Bezpečnostní spínače s plastovým pouzdem         | 121649   | 11-03/18 |   |  6.6 MB  |
| Safety Switches with Plastic Housing             | 096956   | 11-03/18 |  |  6.6 MB |
| 塑料壳体 的安全开关                                       | 116243   | 11-03/18 |  |  6.2 MB |

## Declaration of conformity

- EU prohlášení o shodě

|  | Doc. no. | Version  | Language  | Download   |
|--|----------|----------|---|--|
| EU-Konformitätserklärung<br>Declaración UE de conformidad<br>Déclaration UE de conformité<br>Dichiarazione di conformità<br>EU declaration of conformity   | 2077153  | 25-02/17 | <br><br><br><br>   |  0.3 MB |
| EU prohlášení o shodě<br>EU-overensstemmelseserklæring<br>Δήλωση συμμόρφωσης της ΕΕ<br>EU-vaatimustenmukaisuusvakuutus<br>EU-típusbizonyítvány<br>EU-conformiteitsverklaring<br>Deklaracja zgodności UE<br>Declaração de Conformidade UE<br>Declarația de conformitate UE<br>EÚ vyhlásenie o zhode | 2077153  | 25-02/17 | <br><br><br><br><br><br><br><br> |  0.5 MB |

## CAD data

CAD data for this item on TraceParts