

ITEM 105388 TP3-4121A024BHA12EXT1A

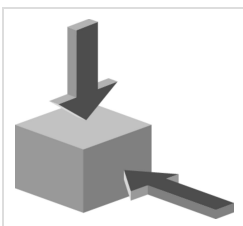
Description	Technical data	Accessories	Downloads
-------------	----------------	-------------	-----------



Features

- › Auxiliary release on the front
- › Pushbutton and cover for indicators
- › With door monitoring contact
- › Increased horizontal overtravel
- › Plug connector

Approach direction



› Figure

Horizontal and vertical
Can be adjusted in 90° steps
Increased overtravel for horizontal approach direction

Solenoid operating voltage

› AC/DC 24 V +10%, -15%

Cover for indicators

A cover for indicators (1 LED, green) is available for the following voltage ranges:

› DC 24 V +10%, -15%

Pushbutton

› Black push button

Guard locking type

TP3 Closed-circuit current principle, guard locking by spring force. Release by applying voltage to the guard locking solenoid.

Switching element

4121 Slow-action switching contact 2 NC ⊕ + 1 NC/ 1 NO (door monitoring contact)

Auxiliary release

Is used for releasing the guard locking with the aid of a tool. To protect against tampering, the auxiliary release is sealed with sealing lacquer.

Approvals



Mechanical values and environment

Housing material	Reinforced thermoplastic
Weight	
	Net 0,5 kg
Ambient temperature	-20 ... 55 °C
Degree of protection	IP54
Mechanical life	1 x 10 ⁶
Contact material	Silver alloy, gold flashed
Switching principle	Slow-action switching contact
Installation position	Any
Number of door position NC contacts	1
Number of door position NO contacts	1
Number of guard lock monitoring positively driven contacts	2

Connection	1 x Built-in connector BHA 12 (12-pin)
Approach speed	max. 20 m/min
Actuation frequency	1200 1/h
Guard locking principle	Closed-circuit current principle
Locking force F_{max}	1300 N
Locking force F_{Zh}	1000 N
Retention force	10 N
Extraction force	20 N
Actuating force	10 N

Electrical connection ratings

Rated thermal current I_{th}	2 A
Utilization category according to EN 60947-5-1	AC-15 2A 50V DC-13 2A 24V
Solenoid operating voltage	AC/DC 24 V -15% ... +10%
Short circuit protection according to IEC 60269-1	(Fuse) 2A gG
Rated insulation voltage U_i	50 V
Rated impulse withstand voltage U_{imp}	2,5 kV
Switching voltage	Min. at 10mA 12 V
Switching current	Min. at 24V 1 mA
Power consumption	8 W
Solenoid duty cycle	100 %
Connection cross-section	0,34 ... 1,5 mm ²

Miscellaneous

Additional feature	
1 x cover for indicators	Green [1]
1 x push button	Black [2]

Reliability values acc. to EN ISO 13849-1

	Monitoring of guard locking and the safety guard position
B10 _D	3×10^6
	Control of the guard locking
Category	Depending on external control of guard locking [3]

Performance Level	Depending on external control of guard locking [4]
PFHD	Depending on external control of guard locking [5]

in combination with Actuator BETAETIGER-P-GT

Mechanical values and environment

Overtravel A B C D E	2 mm
Overtravel K L M N	1,5 mm

in combination with Actuator BETAETIGER-P-GNT

Mechanical values and environment

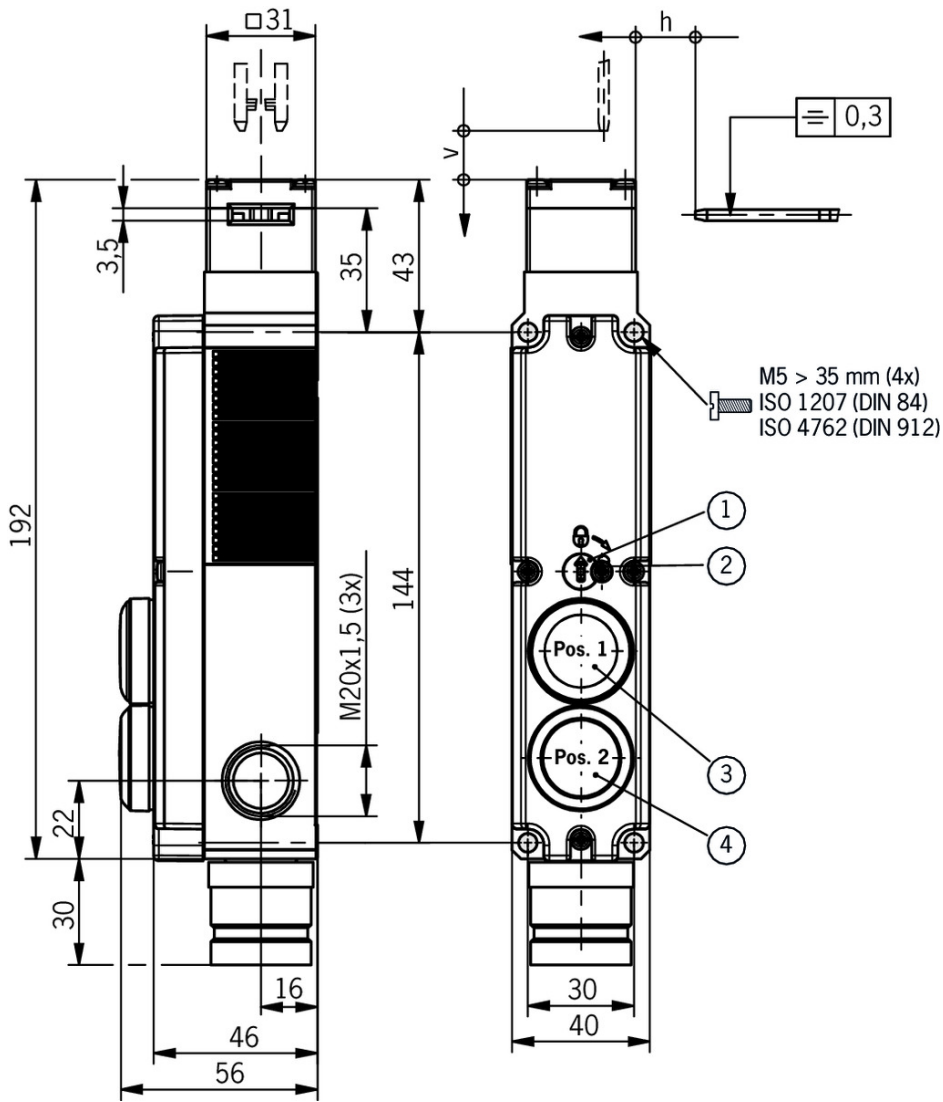
Overtravel A B C D E	7 mm
----------------------	------

[1] 24V

[2] 24V (max. breaking capacity 250mW)

[3, 4, 5] LEDs have the same ground potential as the guard locking solenoid.

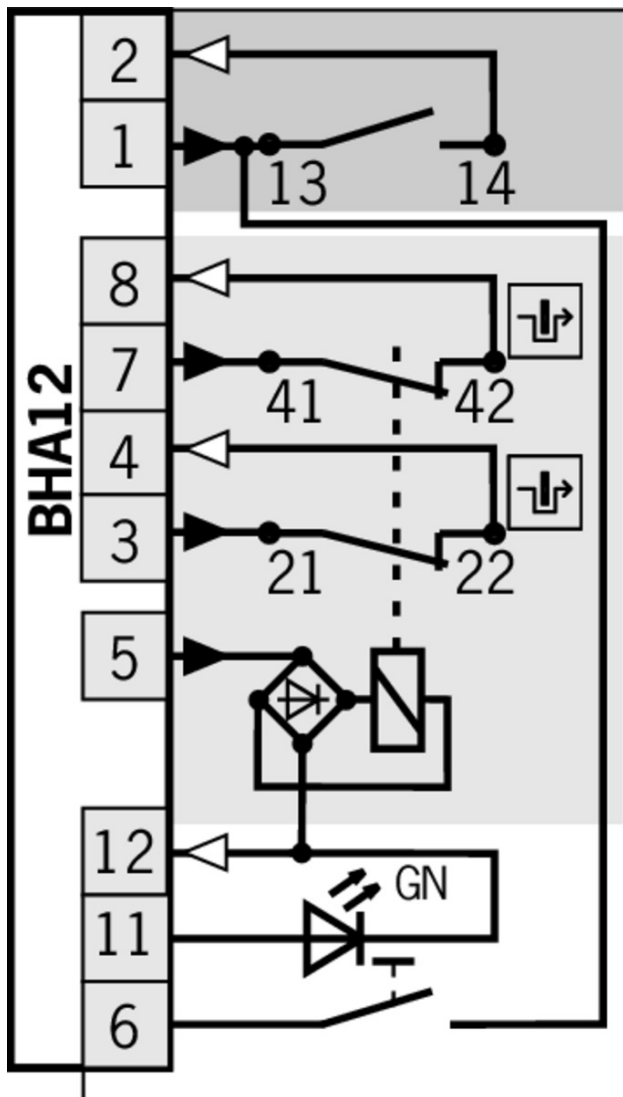
Dimension drawing





Legende

- 1 Auxiliary release
- 2 Locking screw
- 3 Cover for indicators, green
- 4 Black push button

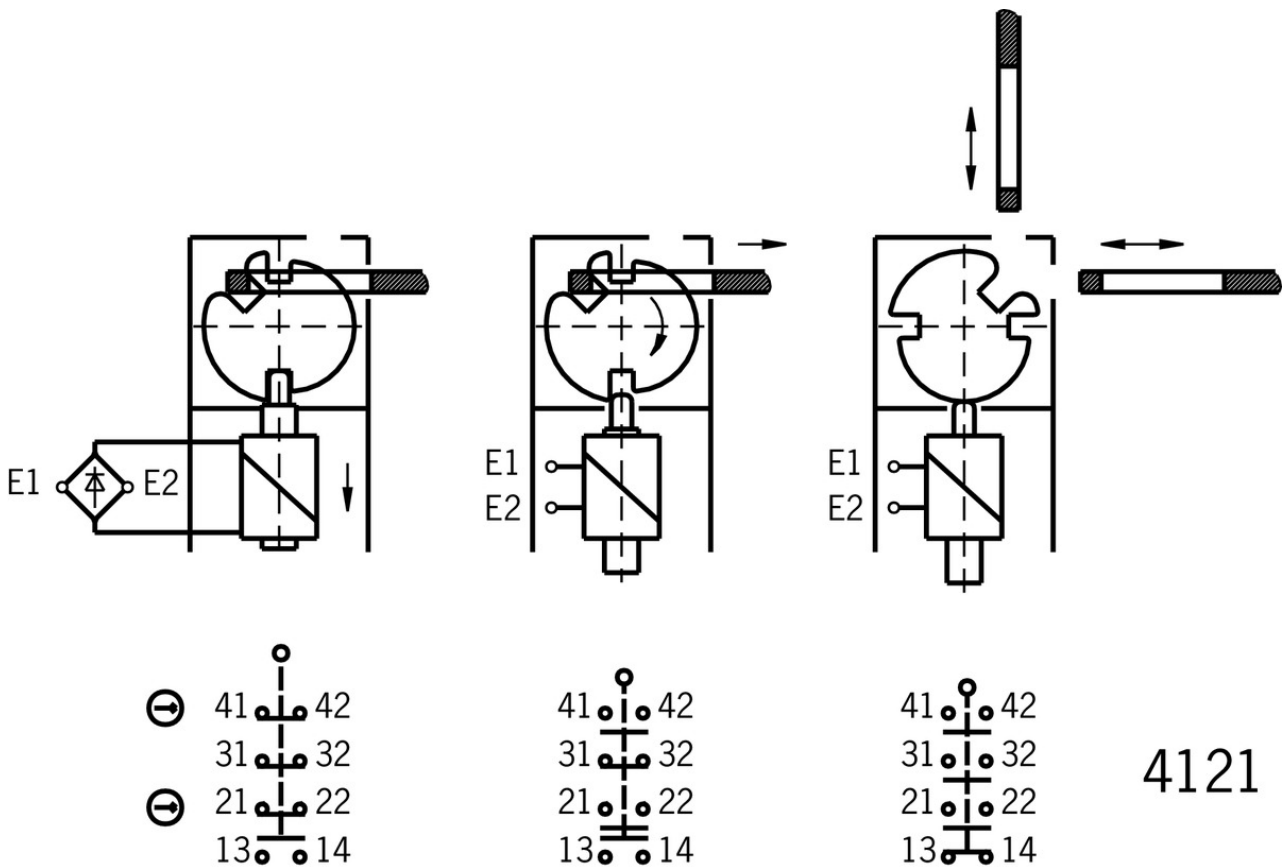
4121 EXT1A



Legende

-  Solenoid monitoring
-  Door monitoring

Switching functions



Actuator

- Actuators for safety switches NP/GP/TP, increased overtravel



074576 BETAETIGER-P-GNT

Features

- Actuators made of stainless steel
- Two stainless safety screws per actuator
- Actuators with rubber bushings



074570 BETAETIGER-P-GN

Features

- Actuators made of stainless steel
- Two stainless safety screws per actuator

- Bent actuator for safety switches NP/GP/TP, increased overtravel



074577 BETAETIGER-P-WNT

Features

- Actuators made of stainless steel
- Two stainless safety screws per actuator
- Actuators with rubber bushings

074571 BETAETIGER-P-WN

Features



- › Actuators made of stainless steel
 - › Two stainless safety screws per actuator
-

▼ Actuators for safety switches NP/GP/TP



070046 BETAETIGER-P-GT

▼ Features

- › Actuators made of stainless steel
 - › Two stainless safety screws per actuator
 - › Actuators with rubber bushings
-



059226 BETAETIGER-P-G

▼ Features

- › Actuators made of stainless steel
 - › Two stainless safety screws per actuator
-

▼ Bent actuator for safety switches NP/GP/TP



070038 BETAETIGER-P-WT

▼ Features

- › Actuators made of stainless steel
 - › Two stainless safety screws per actuator
 - › Actuators with rubber bushings
-



059227 BETAETIGER-P-W

▼ Features

- › Actuators made of stainless steel
 - › Two stainless safety screws per actuator
-

▼ Hinged actuator top/bottom for safety switches NP/GP/TP



070050 RADIUSBETAETIGER-P-OU

▼ Features

- › Actuators made of stainless steel
 - › Two stainless safety screws per actuator
 - › For doors hinged at top and bottom
-

▼ Hinged actuator left/right for safety switches NP/GP/TP



059440 RADIUSBETAETIGER-P-LR

▼ Features

- › Actuators made of stainless steel
 - › Two stainless safety screws per actuator
 - › For doors hinged on right and left
-

▼ Hinged actuator top/bottom for safety switches NP/GP/TP, increased overtravel



074572 RADIUSBETAETIGER-P-OUN

▼ Features

- › Actuators made of stainless steel
- › Two stainless safety screws per actuator
- › For doors hinged at top and bottom

-
- ▼ Hinged actuator left/right for safety switches NP/GP/TP, increased overtravel



074573 RADIUSBETAETIGER-P-LRN

▼ Features

- › Actuators made of stainless steel
- › Two stainless safety screws per actuator
- › For doors hinged on right and left

Function expansion

- ▼ Insertion funnel for safety switches NP..A/GP/TP..A



086237 EINFUEHRTRICHTER-P

- ▼ LED set



093752 TP LED SET

▼ Features

- › LED set

- ▼ Built-in LED



087423 EINBAULEUCHTE LED M20X1,5



095510 EINBAULEUCHTE LED-F M20X1,5

- ▼ Lockout bar NP/GP/TP



096105 SPERREINSATZ TP

▼ Features

- › Prevents unintentional closing of the door
- › Can be secured with padlocks

- ▼ Latch spring for increased retention force

076501 RASTFEDER NP/TP

- ▼ Lock for auxiliary release for safety switches CTP/TP/STP

084177 SCHLOSS TP VERSCHIEDENSCHLIESSEND



- ✓ Features
 - › Lock unique locking
 - › Key removable in “unlocked” and “locked” positions
-



086236 SCHLOSS TP GLEICHSCHLIESSEND

- ✓ Features
 - › Identical locking
 - › Key removable in “unlocked” and “locked” positions
-



109212 SCHLOSS TP GLEICHSCHLIESSEND C2293

- ✓ Features
 - › Identical locking
 - › Key can be removed only in “locked” position
-

- ✓ Emergency unlocking for safety switches CTP/TP/STP



099877 NOTENTSPERRUNG TP/STP

- ✓ Wire front release



096230 AE-B-A1-02,0-096230

- ✓ Features
 - › Can be used as escape release or emergency unlocking
 - › No automatic return
 - › Sheath length 2 m (rope length 6 m)
-



098313 AE-B-A1-03,0-098313

- ✓ Features
 - › Can be used as escape release or emergency unlocking
 - › No automatic return
 - › Sheath length 3 m (rope length 6 m)
-



098314 AE-B-A1-04,0-098314

- ✓ Features
 - › Can be used as escape release or emergency unlocking
 - › No automatic return
 - › Sheath length 4 m (rope length 6 m)
-

- ✓ Release with automatic reset for safety switches CTP/TP/STP



103110 ENTRIEGELUNG RUECKSTELLEND TP/STP

- ✓ Handle for wire front release



099795 AY-HDL-099795

- ✓ Features
 - › Suitable for all wire front releases

-
- ▼ Handle for escape release for safety switches TP/STP/STA



105329 FE-GRIFF

Mounting accessories

- ▼ Mounting plates EMP-SB for safety switches CTP, TP...A, STA, STP and TX



093456 EMP-SB

- ▼ Features

- › For vertical and horizontal mounting of safety switches TP...A, STA, STP and TX
-

- ▼ Mounting plates EMP-B1 for actuators for safety switches CTP, TP...A, STA, STP, TX and TZ



093457 EMP-B1

- ▼ Mounting plates EMP-B2 for actuators for safety switches CTP, TP...A, STA, STP, TX and TZ



093458 EMP-B2

- ▼ Safety screws M5 x 25

073457 M5X25/V100

- ▼ Features

- › Safety screws M5 x 25
 - › Packaging unit 100 pieces
-

- ▼ Safety screws for actuators, M5 x 10

073455 M5X10-NIRO/V100 NZ/TZ

- ▼ Features

- › Safety screws M5 x 10
 - › Packaging unit 100 pieces
-

- ▼ Safety screws for safety switches M4 x 14, large head

086232 M4X14-NIRO/V100

- ▼ Features

- › Safety screws M4 x 14 (large head)
 - › Packaging unit 100 pieces
-

- ▼ Switch bracket for bolt NP/TP

073539 SCHALTERAUFNAHME TP



- ▼ Features
 - › Switch bracket made of steel
 - › For doors hinged on the left or right
-

▼ Switch bracket TP/STP GFK



- 096613** SCHALTERAUFNAHME TP/STP GFK
- ▼ Features
 - › Switch bracket made of fiber glass reinforced plastic
 - › For left or right hinged doors
-

Bolt

▼ Bolt BTC-T/GP... without escape release for safety switches GP and TP



- 106301** BTC-T/GP-S-TH-00-X
- ▼ Features
 - › Aluminum bolt
 - › For doors hinged on the left or right
 - › Can be locked in open position with padlocks
 - › Actuator included
-

▼ Bolt 0 NP/TP for safety switches NP, GP and TP



- 073535** RIEGEL 0 NP/TP OHNE RASTUNG
- ▼ Features
 - › Steel bolt
 - › For doors hinged on the left or right
 - › Can be locked in open position with padlocks
 - › Actuator included
-

▼ Bolt 1 NP/TP for safety switches NP, GP and TP



- 073536** RIEGEL 1 NP/TP 1X RASTUNG ZU
- ▼ Features
 - › Steel bolt
 - › For doors hinged on the left or right
 - › Can be locked in open position with padlocks
 - › Actuator included
 - › Detent mechanism closed position
-

▼ Bolt TP/GP... for safety switches GP and TP



- 084430** RIEGEL TP-A
- ▼ Features
 - › Steel bolt
 - › For doors hinged on the right
 - › Can be locked in open position with padlocks
 - › Actuator included
-



084432 RIEGEL TP-C

▼ Features

- › Steel bolt
 - › For doors hinged on the left
 - › Can be locked in open position with padlocks
 - › Actuator included
-

▼ Bolt TP-GFK for safety switches TP and GP



096616 RIEGEL TP-GFK

▼ Features

- › Fiber glass reinforced plastic bolt
 - › For doors hinged on the left or right
 - › Can be locked in open position with padlocks
 - › Actuator included
-

Connection material

▼ Connection cable with plug connector MR12, 12-pin, 3.6m



100960 C-MINF12-12X1,0PV03,6-MA-100960

▼ Features

- › MR12 female plug, 12-pin
 - › Straight plug connector
 - › PVC cable
 - › Cable length 3.6 m
 - › With flying lead
-



100967 C-MINF12-12X1,0PU03,6-MA-100967

▼ Features

- › MR12 female plug, 12-pin
 - › Straight plug connector
 - › PUR cable
 - › Cable length 3.6 m
 - › With flying lead
-

▼ Connection cable with plug connector MR12, 12-pin, 6m



100961 C-MINF12-12X1,0PV06,0-MA-100961

▼ Features

- › MR12 female plug, 12-pin
 - › Straight plug connector
 - › PVC cable
 - › Cable length 6 m
 - › With flying lead
-



102522 C-MINF12-12X1,0PU06,0-MA-102522

▼ Features

- › MR12 female plug, 12-pin
- › Straight plug connector
- › PUR cable

- › Cable length 6 m
 - › With flying lead
-

✓ Connection cable with plug connector MR12, 12-pin, 9.1m



100962 C-MINF12-12X1,0PV09,1-MA-100962

✓ Features

- › MR12 female plug, 12-pin
 - › Straight plug connector
 - › PVC cable
 - › Cable length 9.1 m
 - › With flying lead
-



102523 C-MINF12-12X1,0PU09,1-MA-102523

✓ Features

- › MR12 female plug, 12-pin
 - › Straight plug connector
 - › PUR cable
 - › Cable length 9.1 m
 - › With flying lead
-

✓ Connection cable with plug connector MR12, 12-pin, 12.1m



102524 C-MINF12-12X1,0PU12,1-MA-102524

✓ Features

- › MR12 female plug, 12-pin
 - › Straight plug connector
 - › PUR cable
 - › Cable length 12.1 m
 - › With flying lead
-

✓ Connection cable with plug connector MR12, 12-pin, 15.2m



102525 C-MINF12-12X1,0PU15,2-MA-102525

✓ Features

- › MR12 female plug, 12-pin
 - › Straight plug connector
 - › PUR cable
 - › Cable length 15.2 m
 - › With flying lead
-

✓ Connection cable with plug connector MR12, 12-pin, 18.2m
















102526 C-MINF12-12X1,0PU18,2-MA-102526

✓ Features

- › MR12 female plug, 12-pin
 - › Straight plug connector
 - › PUR cable
 - › Cable length 18.2 m
 - › With flying lead
-













Instructions

▼ Návod k použití Bezpečnostní spínač TP...

	Doc. no.	Version	Language	Download
Betriebsanleitung Sicherheitsschalter TP... Manual de instrucciones Interruptores de seguridad TP... Mode d'emploi pour les interrupteurs de sécurité TP... Operating Instructions Safety Switches TP...	2084123	15-12/17	   	 5.7 MB
Návod k použití Bezpečnostní spínač TP...	2084123	15-12/17		 1.5 MB
Driftsvejledning for sikkerhedsafbryder TP...	2084123	15-12/17		 1.5 MB
Manual de instruções Chave de segurança TP...	2084123	15-12/17		 1.5 MB
Istruzioni di impiego dei finecorsa di sicurezza TP...	2084123	15-12/17		 1.5 MB







Catalogs











▼ Bezpečnostní spínače s plastovým pouzdrém Sicherheitsschalter mit Kunststoffgehäuse Safety Switches with Plastic Housing Interruptores de seguridad con carcasa plástica Interrupteurs de sécurité avec boîtier plastique 塑料壳体 的安全开关

	Doc. no.	Version	Language	Download
Sicherheitsschalter mit Kunststoffgehäuse	096955	11-03/18		 6.6 MB
Interrupteurs de sécurité avec boîtier plastique	100677	11-03/18		 6.6 MB
Interruptores de seguridad con carcasa plástica	104855	11-03/18		 6.6 MB
Bezpečnostní spínače s plastovým pouzdrém	121649	11-03/18		 6.6 MB
Safety Switches with Plastic Housing	096956	11-03/18		 6.6 MB
塑料壳体 的安全开关	116243	11-03/18		 6.2 MB

Declaration of conformity

▼ EU prohlášení o shodě

	Doc. no.	Version	Language	Download
EU-Konformitätserklärung Declaración UE de conformidad Déclaration UE de conformité Dichiarazione di conformità EU declaration of conformity	2077153	25-02/17	    	 0.3 MB

EU prohlášení o shodě	2077153	25-02/17		 0.5 MB
EU-overensstemmelseserklæring				
Δήλωση συμμόρφωσης της ΕΕ				
EU-vaatimustenmukaisuusvakuutus				
EU-típusbizonyítvány				
EU-conformiteitsverklaring				
Deklaracja zgodności UE				
Declaração de Conformidade UE				
Declarația de conformitate UE				
EÚ vyhlásenie o zhode			