

ITEM 095612 ZSB2A2G15A

Description	Technical data	Accessories	Downloads
-------------	----------------	-------------	-----------



Features

- › Housing G1
- › 3-stage function
- › Straight connection cable, 15 m
- › 2 buttons

Switching element

210 2 NO + 1 NC ↻

Cable

The high quality connection cables (individual screening of the safety contacts) are available straight.

3-stage function

Enabling function is active only in the second stage (middle position, actuating point). If the pushbutton is released or pushed further (panic function), the enabling is removed (dependent on the wiring, see function sequence).

Approvals



Mechanical values and environment

Material	Housing	Plastic black
	Cap	Elastomer PAK arm, black
Weight	Net	3 kg
	Ambient temperature	-5 ... 50 °C
Degree of protection		IP65
Mechanical life	Position 1-2-1	min.0,1 x 10 ⁶
	Position 1-2-3-1	min.0,1 x 10 ⁶
Switching principle		Slow-action contact element
Number of positively driven contacts		1
Number of NO contacts		2
Connection		Flying lead
Cable length	straight	15 m

Electrical connection ratings

Rated conditional short-circuit current		100 A
Utilization category according to EN 60947-5-1	AC-15	2A 24V 400mA 24V
	DC-13	2A 24V 100mA 24V
	Short circuit protection according to IEC 60269-1	
	at 24V	2A gG
	Additional elements at 24V	0.1A gG
Rated insulation voltage U _i		250 V
Rated impulse withstand voltage U _{imp}		0,8 kV
Switching voltage	Min. at 10mA	min.12 V
	Switching current	
	Min. at 24 V	min.1 mA
Degree of contamination (external, according to EN 60947-1)	Industry	3

Connecting cable	8x0.5mm ² + 8x0.14mm ² [1]
------------------	--

Miscellaneous

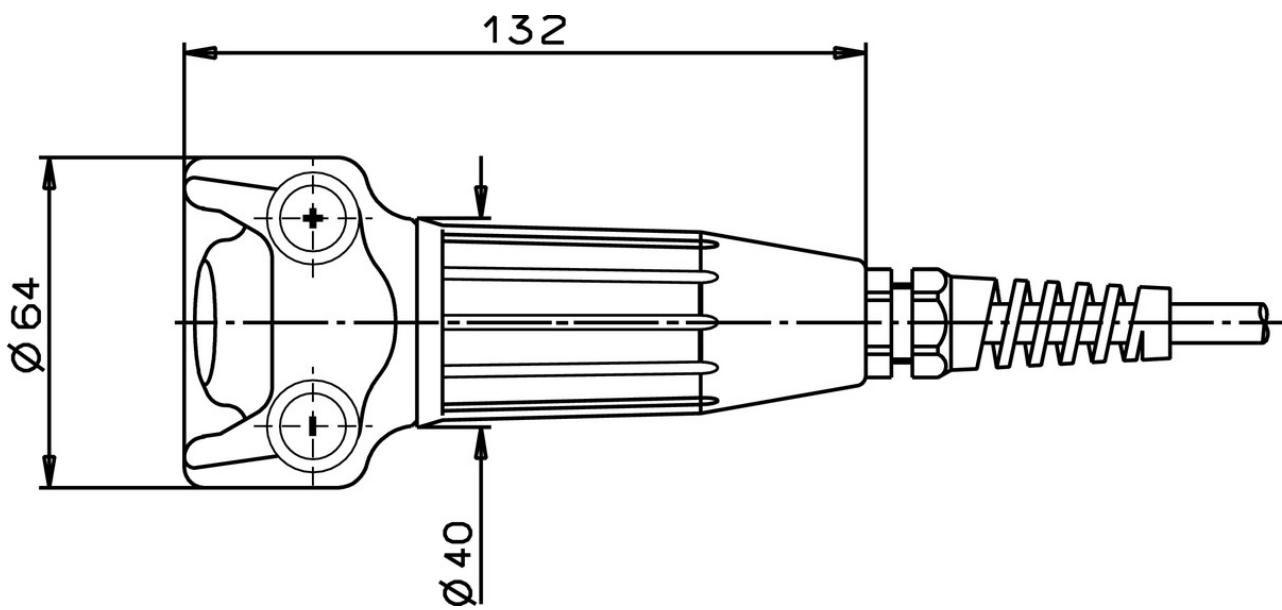
Additional feature	Version	2 buttons (+ and -)
--------------------	---------	---------------------

Reliability values acc. to EN ISO 13849-1

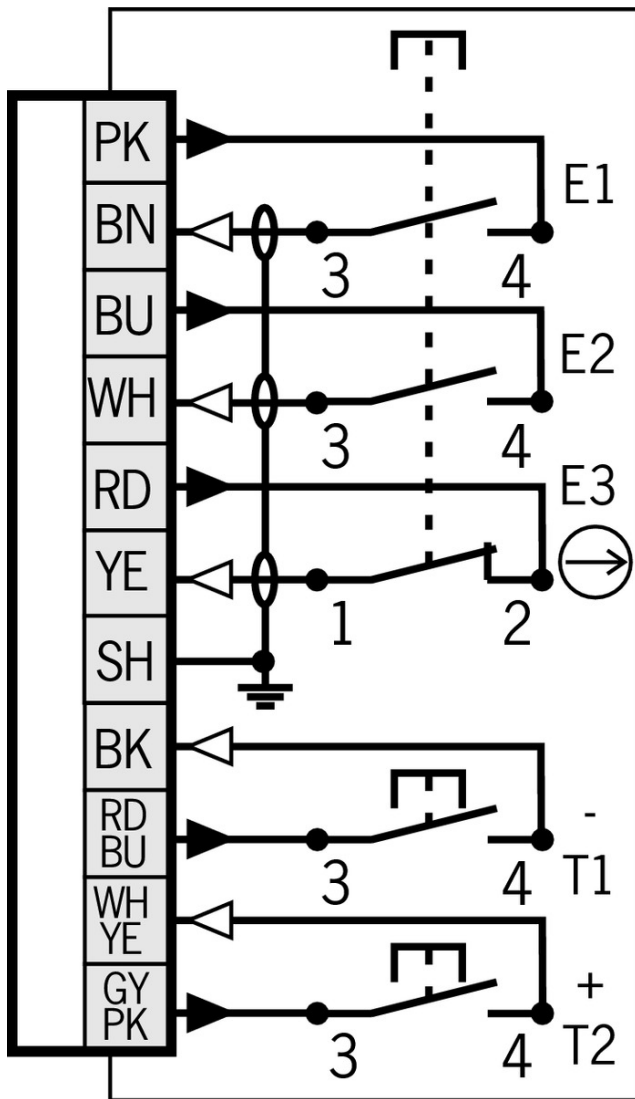
	Enabling switch
B10 _D	0,5 x 10 ⁶

[1] 4x0.5mm² screened + 4x0.5mm² unscreened + 8x0.14mm² unscreened. Outer screen over everything

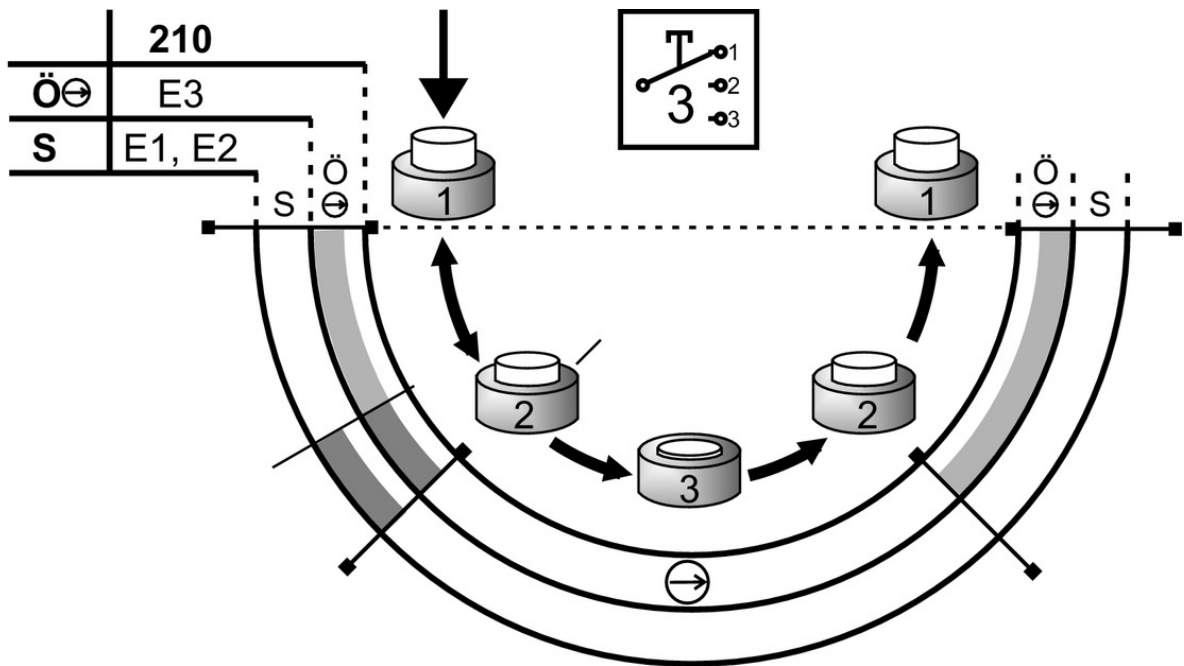
Dimension drawing



210 with 2 buttons



Travel diagram



Legende

- open
- closed
- closed, enabling

Mounting accessories

- Screw holder with cable hook for hand-held enabling switches

047820 LEITUNGSHALTER

- Features

Screw holder for housing G1 with cable hook

- Magnetic holder for hand-held enabling switches



059340 MAGNETHALTERUNG ZUSTIMMTASTER

- Features

Magnetic holder for housing G1

- Screw holder for hand-held enabling switches






052406 HALTER KPL.

- Features

Screw holder for housing G1



Instructions

▼ Betriebsanleitung Zustimmtaster ZSB

	Doc. no.	Version	Language	Download
Betriebsanleitung Zustimmtaster ZSB	092782	06-12/13		 0.5 MB
Mode d'emploi de la commande d'assentiment ZSB				
Istruzioni di impiego del pulsante di consenso ZSB				
Operating Instructions Enabling Switch ZSB				







Catalogs

▼ Enabling switches ZS Commandes d'Assentiment ZS Zustimmtaster ZS

	Doc. no.	Version	Language	Download
Zustimmtaster ZS	095689	08-07/18		 9.1 MB
Commandes d'Assentiment ZS	097367	08-07/18		 4.9 MB
Enabling switches ZS	095690	08-07/18		 4.9 MB

Declaration of conformity

▼ EU-Konformitätserklärung

	Doc. no.	Version	Language	Download
EU-Konformitätserklärung	2109392	04-11/16		 0.2 MB
Declaración UE de conformidad				
Déclaration UE de conformité				
Dichiarazione di conformità				
EU declaration of conformity				

CAD data

CAD data for this item on TraceParts