

## ITEM 106112 ZSB2B4G05A-C2277

Description	Technical data	Accessories	Downloads
-------------	----------------	-------------	-----------



### Features

- › Housing G1
- › 3-stage function
- › Straight connection cable, 5 m
- › 1 LED and 1 pushbutton

### Switching element

2220 2 NO/NC ⊕

### Cable

The high quality connection cables (individual screening of the safety contacts) are available straight.

### 3-stage function

Enabling function is active only in the second stage (middle position, actuating point). If the pushbutton is released or pushed further (panic function), the enabling is removed (dependent on the wiring, see function sequence).

## Approvals



## Mechanical values and environment

Material	Housing	Plastic black
	Cap	Elastomer PAK arm, black
Weight	Net	1,5 kg
	Ambient temperature	-5 ... 50 °C
Degree of protection		IP65
Mechanical life	Position 1-2-1	min.0,1 x 10 <sup>6</sup>
	Position 1-2-3-1	min.0,1 x 10 <sup>6</sup>
Switching principle		Slow-action contact element
Number of positively driven contacts		2
Number of NO contacts		2
Connection		Flying lead
Cable length	straight	5 m

## Electrical connection ratings

Rated conditional short-circuit current		100 A
Utilization category according to EN 60947-5-1	AC-15	2A 24V 400mA 24V
	DC-13	2A 24V 100mA 24V
Short circuit protection according to IEC 60269-1	at 24V	2A gG [1]
	Additional elements at 24V	0.1A gG [2]
Rated insulation voltage U <sub>i</sub>		250 V
Rated impulse withstand voltage U <sub>imp</sub>		0,8 kV
Switching voltage	Min. at 10mA	min.12 V
	Switching current	
	Min. at 24 V	min.1 mA
Degree of contamination (external, according to EN 60947-1)	Industry	3

Connecting cable	8x0.5mm <sup>2</sup> + 8x0.14mm <sup>2</sup> [3]
------------------	--

### Miscellaneous

Additional feature	Version	1 pushbutton, 1 LED (gn)
--------------------	---------	--------------------------

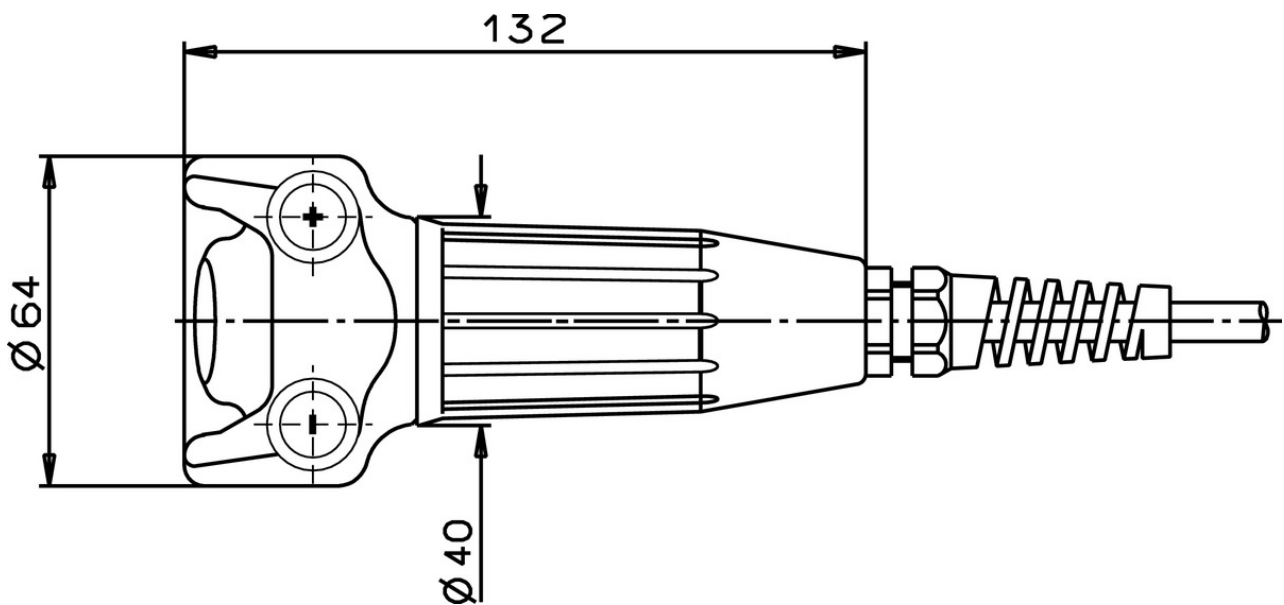
### Reliability values acc. to EN ISO 13849-1

	<b>Enabling switch</b>
B10 <sub>D</sub>	0,5 x 10 <sup>6</sup>

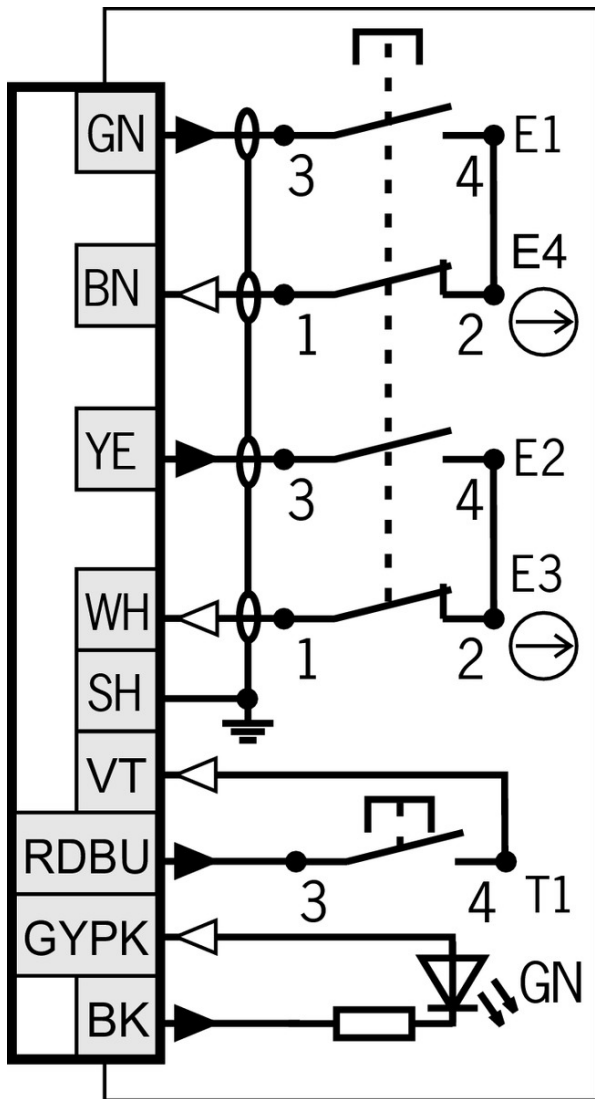
[1, 2] In case of operating voltages other than DC 24V, the short circuit protection must be dimensioned accordingly and checked.

[3] 4x0.5mm<sup>2</sup> screened + 4x0.5mm<sup>2</sup> unscreened + 8x0.14mm<sup>2</sup> unscreened. Outer screen over everything.

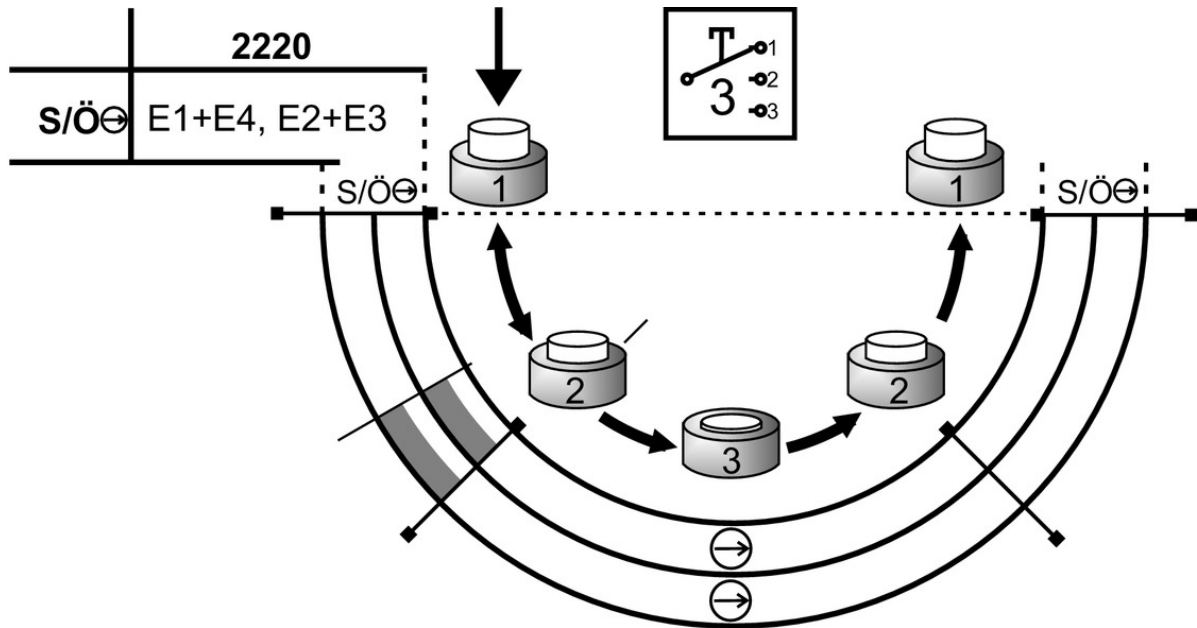
### Dimension drawing



2220 with 1 button and 1 LED



## Travel diagram



## Legende

- open
- closed
- closed, enabling

## Mounting accessories

- Screw holder for hand-held enabling switches

**052406** HALTER KPL.

- Features

Screw holder for housing G1

- Screw holder with cable hook for hand-held enabling switches

**047820** LEITUNGSHALTER

- Features

Screw holder for housing G1 with cable hook

- Magnetic holder for hand-held enabling switches








**059340** MAGNETHALTERUNG ZUSTIMMTASTER

- Features

Magnetic holder for housing G1



## Instructions

### ☑ Betriebsanleitung Zustimmtaster ZSB

	Doc. no.	Version	Language	Download
Betriebsanleitung Zustimmtaster ZSB	092782	06-12/13		 0.5 MB
Mode d'emploi de la commande d'assentiment ZSB				
Istruzioni di impiego del pulsante di consenso ZSB				
Operating Instructions Enabling Switch ZSB				






## Catalogs

### ☑ Enabling switches ZS Commandes d'Assentiment ZS Zustimmtaster ZS

	Doc. no.	Version	Language	Download
Zustimmtaster ZS	095689	08-07/18		 9.1 MB
Commandes d'Assentiment ZS	097367	08-07/18		 4.9 MB
Enabling switches ZS	095690	08-07/18		 4.9 MB

## Declaration of conformity

### ☑ EU-Konformitätserklärung

	Doc. no.	Version	Language	Download
EU-Konformitätserklärung	2109392	04-11/16		 0.2 MB
Declaración UE de conformidad				
Déclaration UE de conformité				
Dichiarazione di conformità				
EU declaration of conformity			