

## ITEM 070736 ZSA1-3

Description	Technical data	Accessories	Downloads
-------------	----------------	-------------	-----------



### Features

- › Housing G1
- › 2-stage function
- › Kit without connection cable

### 2-stage function

Enabling function is active in the second stage (pressed position). When the button is released, the enabling is removed (see function sequence).  
As per VDI 2854, a device comparable to an EMERGENCY STOP device must be fitted!

### Switching element

21 2NO+1NC

### Approvals



## Mechanical values and environment

Material	Plastic
Weight	
	Net 0,25 kg
Ambient temperature	-5 ... 50 °C
Degree of protection	IP65
Mechanical life	
	Position 1-2-1 0,1 x 10 <sup>6</sup>
Switching principle	Slow-action contact element
Number of NC contacts	1
Number of NO contacts	2
Connection	Tab connector 2.8 x 0.8 IEC 760, cable Ø 3.5...8.0 mm

## Electrical connection ratings

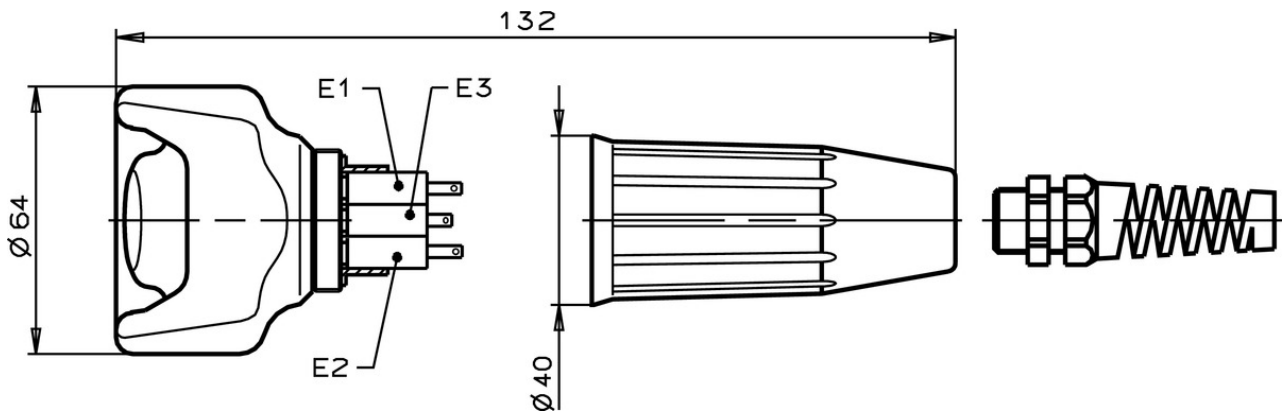
Rated conditional short-circuit current	100 A
Utilization category according to EN 60947-5-1	
	AC-15 4A 230V
	DC-13 3A 24V
Short circuit protection according to IEC 60269-1	4A gG <sup>[1]</sup>
Rated insulation voltage U <sub>i</sub>	250 V
Rated impulse withstand voltage U <sub>imp</sub>	2,5 kV
Switching voltage	
	Min. at 10mA 12 V
Switching current	
	Min. at 24V 1 mA
Degree of contamination (external, according to EN 60947-1)	3
Switching characteristics	2-stage enabling switch

## Miscellaneous

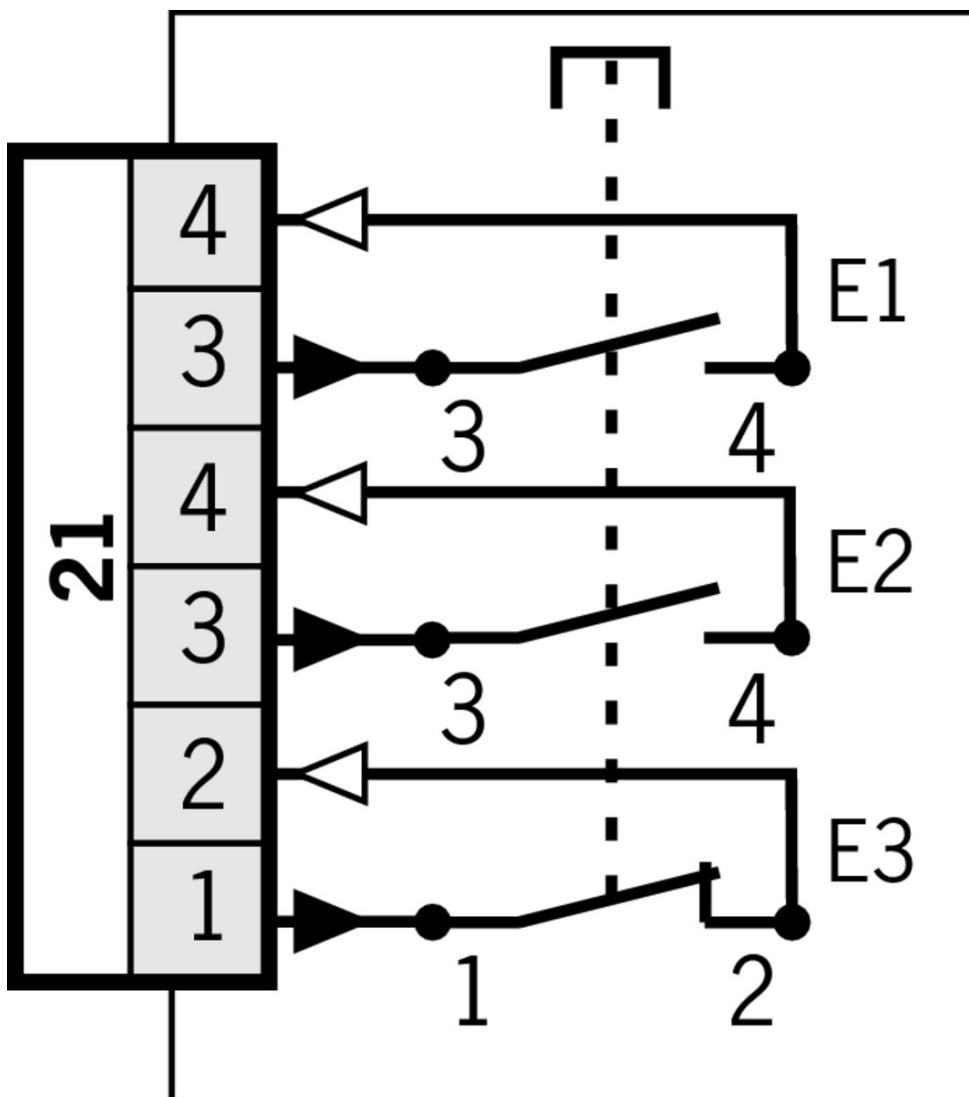
in compliance with	60947-5-1
--------------------	-----------

<sup>[1]</sup> In case of operating voltages other than 24 V, the short circuit protection must be dimensioned accordingly and checked.

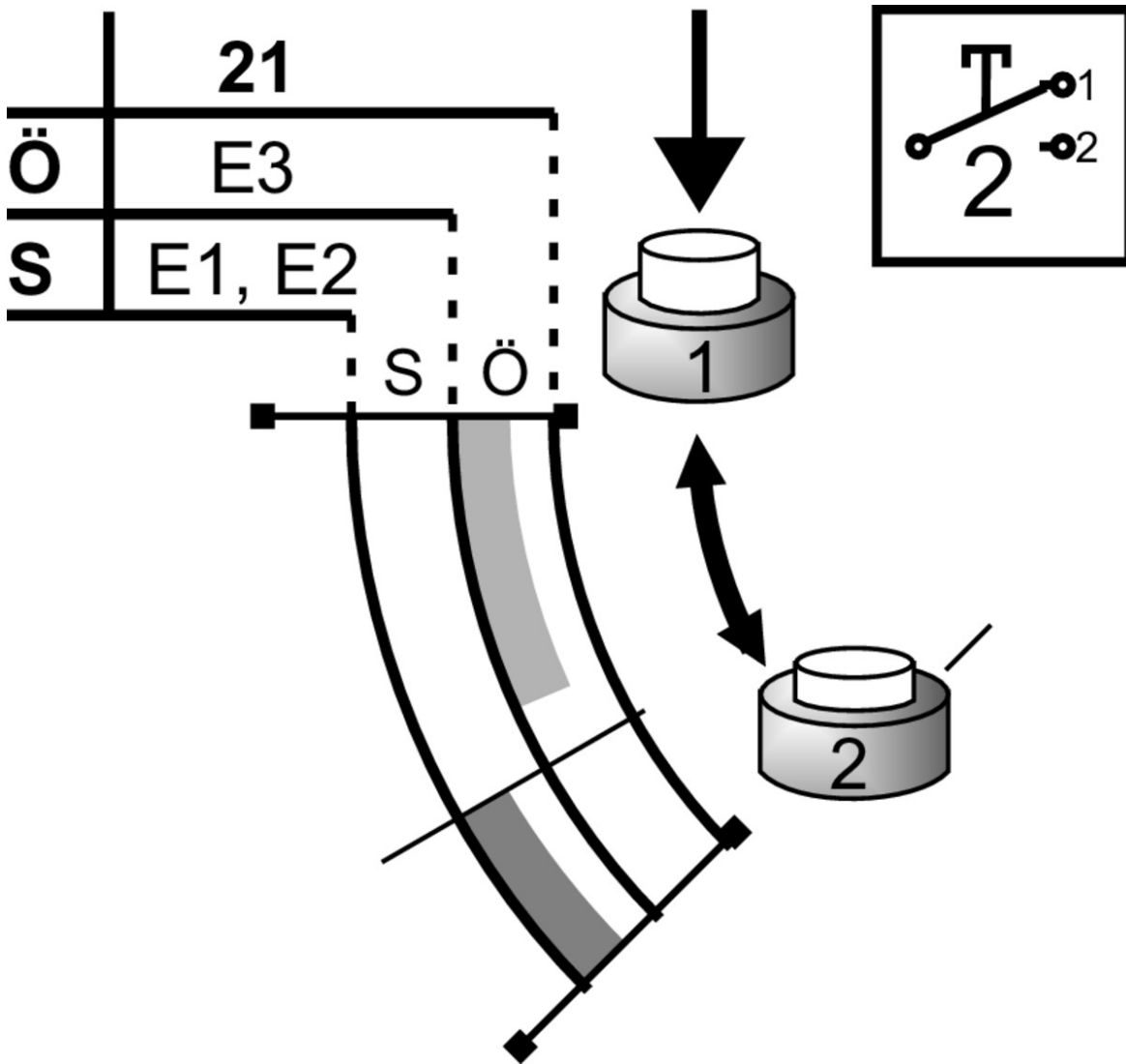
Dimension drawing



21



## Travel diagram



## Legende

- open
- closed
- closed, enabling

## Mounting accessories

- Magnetic holder for hand-held enabling switches



**059340** MAGNETHALTERUNG ZUSTIMMTASTER

Features

Magnetic holder for housing G1

- Screw holder with cable hook for hand-held enabling switches

## 047820 LEITUNGSHALTER

Features

Screw holder for housing G1 with cable hook

Screw holder for hand-held enabling switches

## 052406 HALTER KPL.

Features

Screw holder for housing G1







### Instructions

Betriebsanleitung Zustimmtaster ZSA/ZSR

	Doc. no.	Version	Language	Download
Betriebsanleitung Zustimmtaster ZSA/ZSR	092781	06-11/13		 0.6 MB
Mode d'emploi de la commande d'assentiment ZSA/ZSR				
Istruzioni di impiego del pulsante di consenso ZSA/ZSR				
Operating Instructions Enabling Switch ZSA/ZSR				







### Catalogs

Enabling switches ZS Commandes d'Assentiment ZS Zustimmtaster ZS

	Doc. no.	Version	Language	Download
Zustimmtaster ZS	095689	08-07/18		 9.1 MB
Commandes d'Assentiment ZS	097367	08-07/18		 4.9 MB
Enabling switches ZS	095690	08-07/18		 4.9 MB

### Declaration of conformity

EU-Konformitätserklärung

	Doc. no.	Version	Language	Download
EU-Konformitätserklärung	2109392	04-11/16		 0.2 MB
Declaración UE de conformidad				
Déclaration UE de conformité				
Dichiarazione di conformità				
EU declaration of conformity				

### CAD data

CAD data for this item on TraceParts