

ITEM 070784 ZSA2A3G05A

| Description | Technical data | Accessories | Downloads |
|-------------|----------------|-------------|-----------|
|-------------|----------------|-------------|-----------|



Features

- › Housing G1
- › 3-stage function
- › Straight connection cable, 5 m

Switching element

121 1 NO + 2 NC \rightarrow +1 NC

Cable

The high quality connection cables (individual screening of the safety contacts) are available straight.

3-stage function

Enabling function is active only in the second stage (middle position, actuating point). If the pushbutton is released or pushed further (panic function), the enabling is removed (dependent on the wiring, see function sequence).

Approvals



Mechanical values and environment

| | |
|--------------------------------------|--|
| Material | Plastic |
| Weight | |
| | Net 1,5 kg |
| Ambient temperature | -5 ... 50 °C |
| Degree of protection | IP67 |
| Mechanical life | |
| | Position 1-2-1 0,1 x 10 ⁶ |
| | Position 1-2-3-1 0,1 x 10 ⁶ |
| Switching principle | Slow-action contact element |
| Number of positively driven contacts | 2 |
| Number of NC contacts | 1 |
| Number of NO contacts | 1 |
| Connection | Flying lead |
| Cable length | |
| | straight 5 m |

Electrical connection ratings

| | |
|---|---------------------------|
| Rated conditional short-circuit current | 100 A |
| Utilization category according to EN 60947-5-1 | |
| | AC-15 2A 230V |
| | DC-13 2A 24V |
| Short circuit protection according to IEC 60269-1 | 2A gG [1] |
| Rated insulation voltage U _i | 250 V |
| Rated impulse withstand voltage U _{imp} | 2,5 kV |
| Switching voltage | |
| | Min. at 10mA 12 V |
| Switching current | |
| | Min. at 24V 1 mA |
| Degree of contamination (external, according to EN 60947-1) | 3 |
| Connecting cable | 8x0.34mm ² [2] |
| Switching characteristics | 3-stage enabling switch |

Miscellaneous

| | |
|--------------------|-----------|
| in compliance with | 60947-5-8 |
|--------------------|-----------|

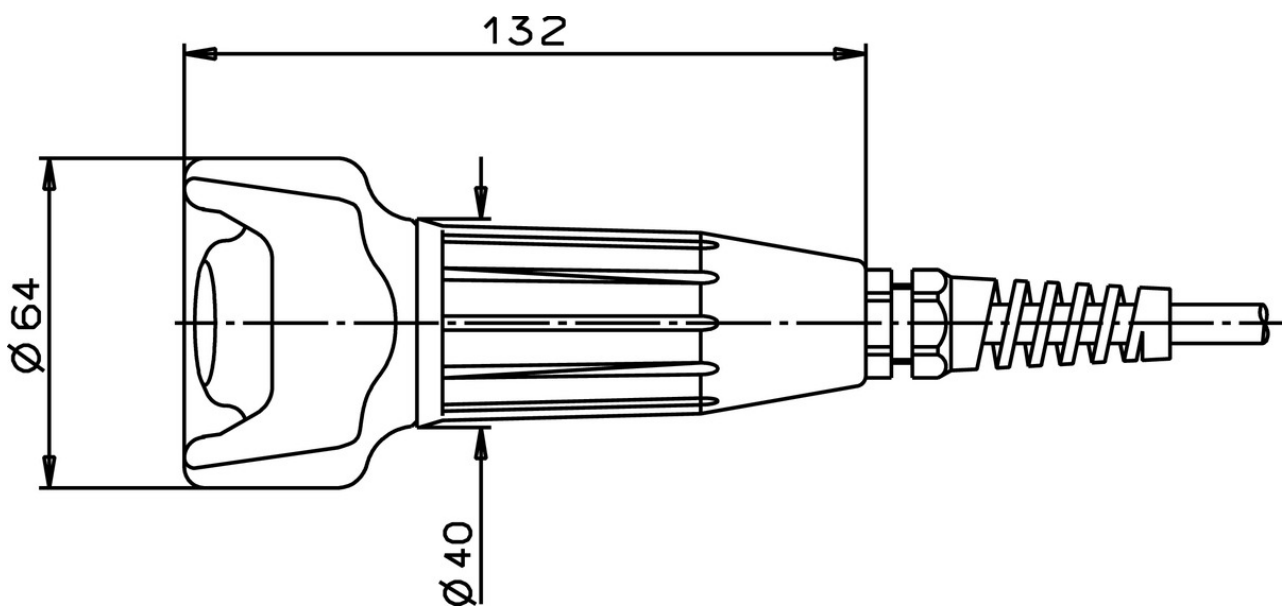
Reliability values acc. to EN ISO 13849-1

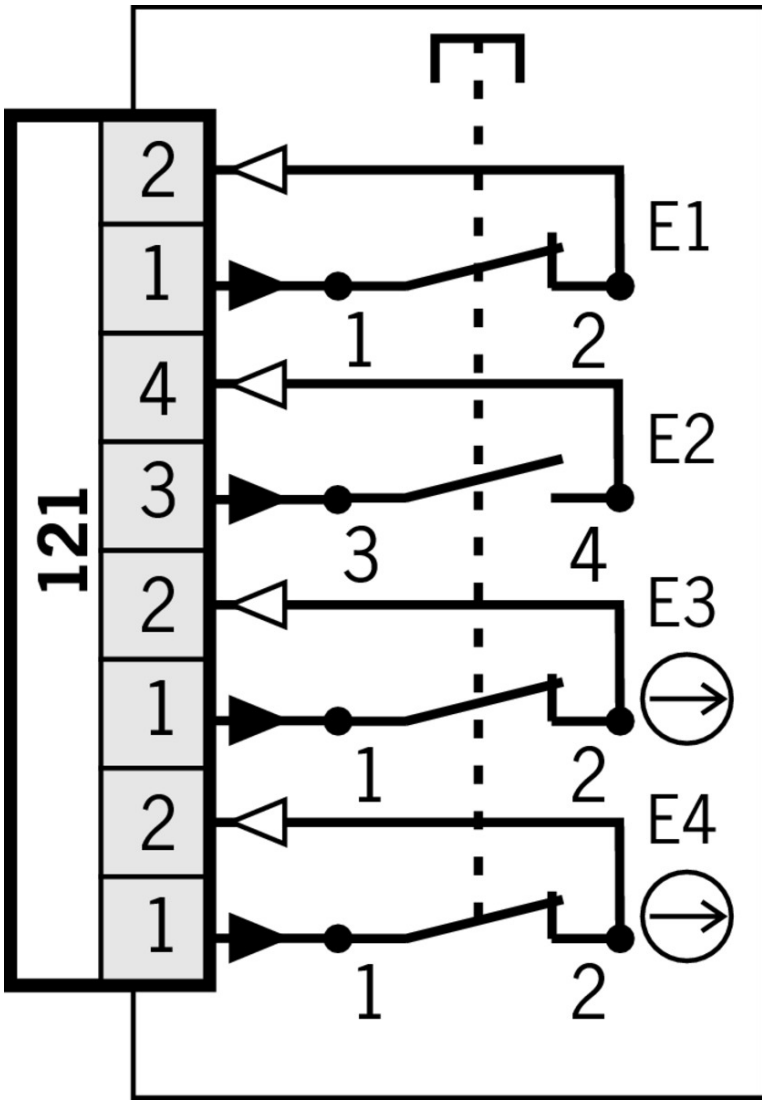
| | Enabling switch |
|------------------|-------------------|
| B10 _D | $0,5 \times 10^6$ |

[1] In case of operating voltages other than 24 V, the short circuit protection must be dimensioned accordingly and checked.

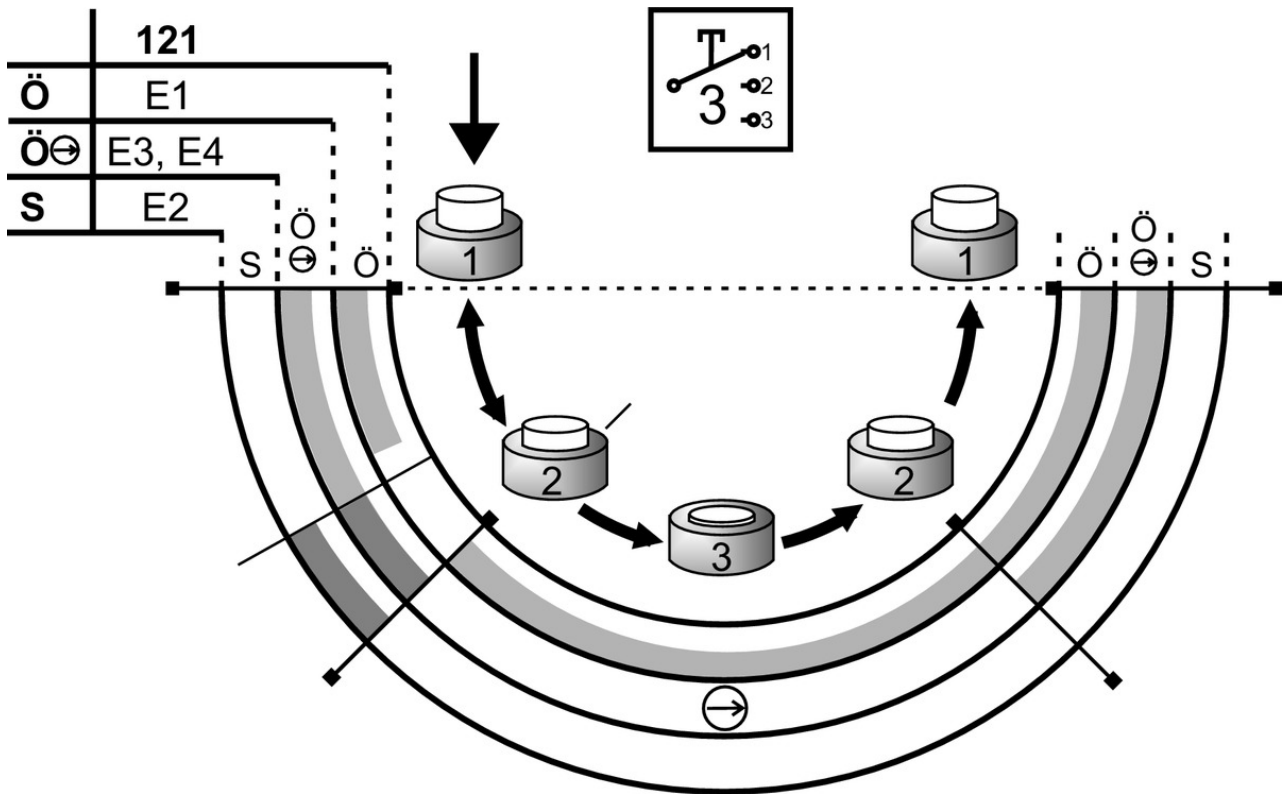
[2] 4x0.34mm² screened + 4x0.34mm² unscreened

Dimension drawing





Travel diagram



Legende

- open
- closed
- closed, enabling

Mounting accessories

- Magnetic holder for hand-held enabling switches



059340 MAGNETHALTERUNG ZUSTIMMTASTER

- Features

Magnetic holder for housing G1

- Screw holder for hand-held enabling switches

052406 HALTER KPL.

- Features

Screw holder for housing G1



- Screw holder with cable hook for hand-held enabling switches

047820 LEITUNGSHALTER

- Features







Instructions

▼ Betriebsanleitung Zustimmtaster ZSA/ZSR

| | Doc. no. | Version | Language | Download |
|--|----------|----------|---|--|
| Betriebsanleitung Zustimmtaster ZSA/ZSR | 092781 | 06-11/13 |  |  0.6 MB |
| Mode d'emploi de la commande d'assentiment ZSA/ZSR | | |  | |
| Istruzioni di impiego del pulsante di consenso ZSA/ZSR | | |  | |
| Operating Instructions Enabling Switch ZSA/ZSR | | |  | |







Catalogs

▼ Enabling switches ZS Commandes d'Assentiment ZS Zustimmtaster ZS

| | Doc. no. | Version | Language | Download |
|----------------------------|----------|----------|---|--|
| Zustimmtaster ZS | 095689 | 08-07/18 |  |  9.1 MB |
| Commandes d'Assentiment ZS | 097367 | 08-07/18 |  |  4.9 MB |
| Enabling switches ZS | 095690 | 08-07/18 |  |  4.9 MB |

Declaration of conformity

▼ EU-Konformitätserklärung

| | Doc. no. | Version | Language | Download |
|-------------------------------|----------|----------|---|--|
| EU-Konformitätserklärung | 2109392 | 04-11/16 |  |  0.2 MB |
| Declaración UE de conformidad | | |  | |
| Déclaration UE de conformité | | |  | |
| Dichiarazione di conformità | | |  | |
| EU declaration of conformity | | |  | |

CAD data

CAD data for this item on TraceParts