

## ITEM 070792 ZSA2-4

Description	Technical data	Accessories	Downloads
-------------	----------------	-------------	-----------



### Features

- › Housing G1
- › 3-stage function
- › Kit without connection cable

### Switching element

220 2NO+2NC⊖

### 3-stage function

Enabling function is active only in the second stage (middle position, actuating point). If the pushbutton is released or pushed further (panic function), the enabling is removed (dependent on the wiring, see function sequence).

### Approvals



## Mechanical values and environment

Material	Plastic
Weight	
	Net 0,25 kg
Ambient temperature	-5 ... 50 °C
Degree of protection	IP65
Mechanical life	
	Position 1-2-1 0,1 x 10 <sup>6</sup>
	Position 1-2-3-1 0,1 x 10 <sup>6</sup>
Switching principle	Slow-action contact element
Number of positively driven contacts	2
Number of NO contacts	2
Connection	Tab connector 2.8 x 0.8 IEC 760 + soldered connection, cable Ø 3.5...8.0 mm

## Electrical connection ratings

Rated conditional short-circuit current	100 A
Utilization category according to EN 60947-5-1	
	AC-15 4A 230V
	DC-13 3A 24V
Short circuit protection according to IEC 60269-1	4A gG <sup>[1]</sup>
Rated insulation voltage U <sub>i</sub>	250 V
Rated impulse withstand voltage U <sub>imp</sub>	2,5 kV
Switching voltage	
	Min. at 10mA 12 V
Switching current	
	Min. at 24V 1 mA
Degree of contamination (external, according to EN 60947-1)	3
Switching characteristics	3-stage enabling switch

## Miscellaneous

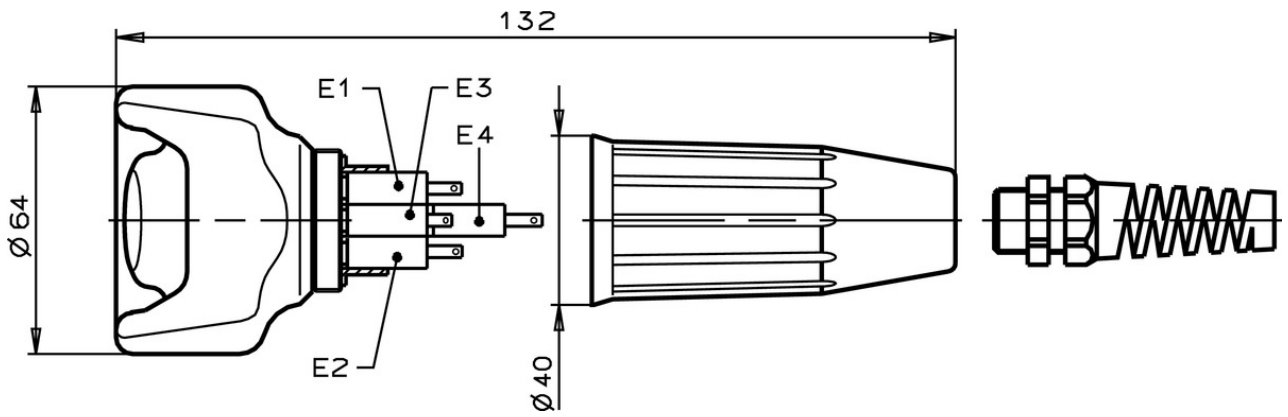
in compliance with	60947-5-8
--------------------	-----------

## Reliability values acc. to EN ISO 13849-1

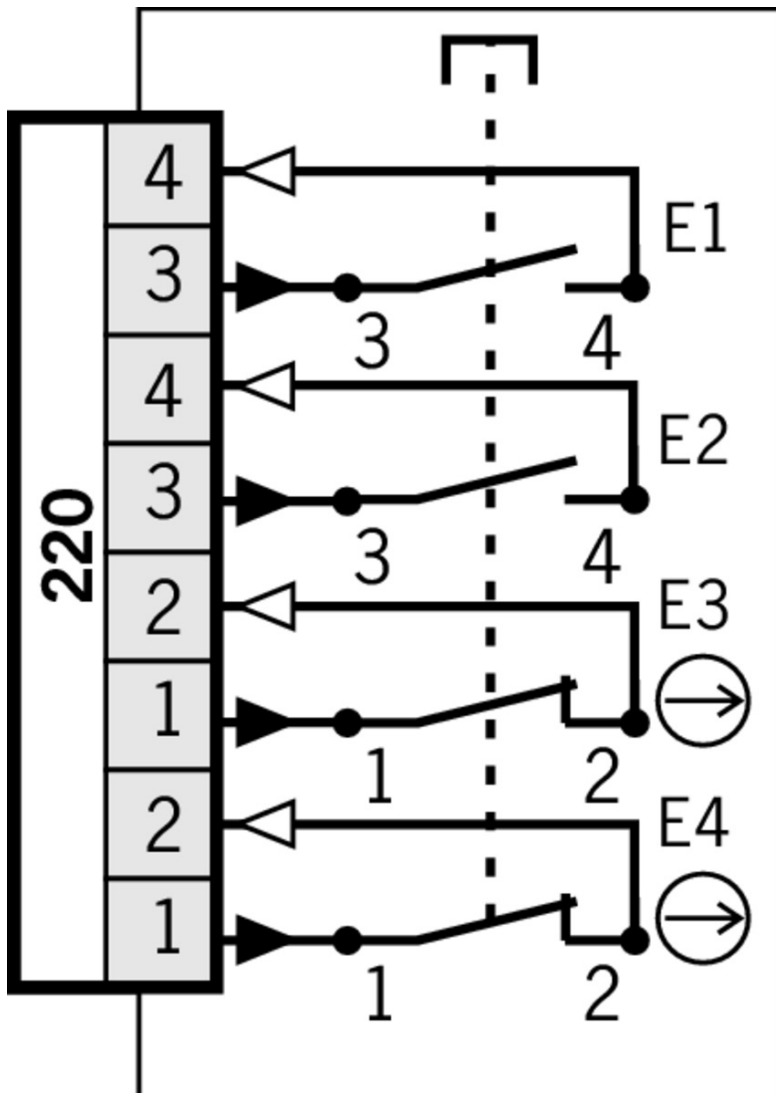
	<b>Enabling switch</b>
B10 <sub>D</sub>	0,5 x 10 <sup>6</sup>

[1] In case of operating voltages other than 24 V, the short circuit protection must be dimensioned accordingly and checked.

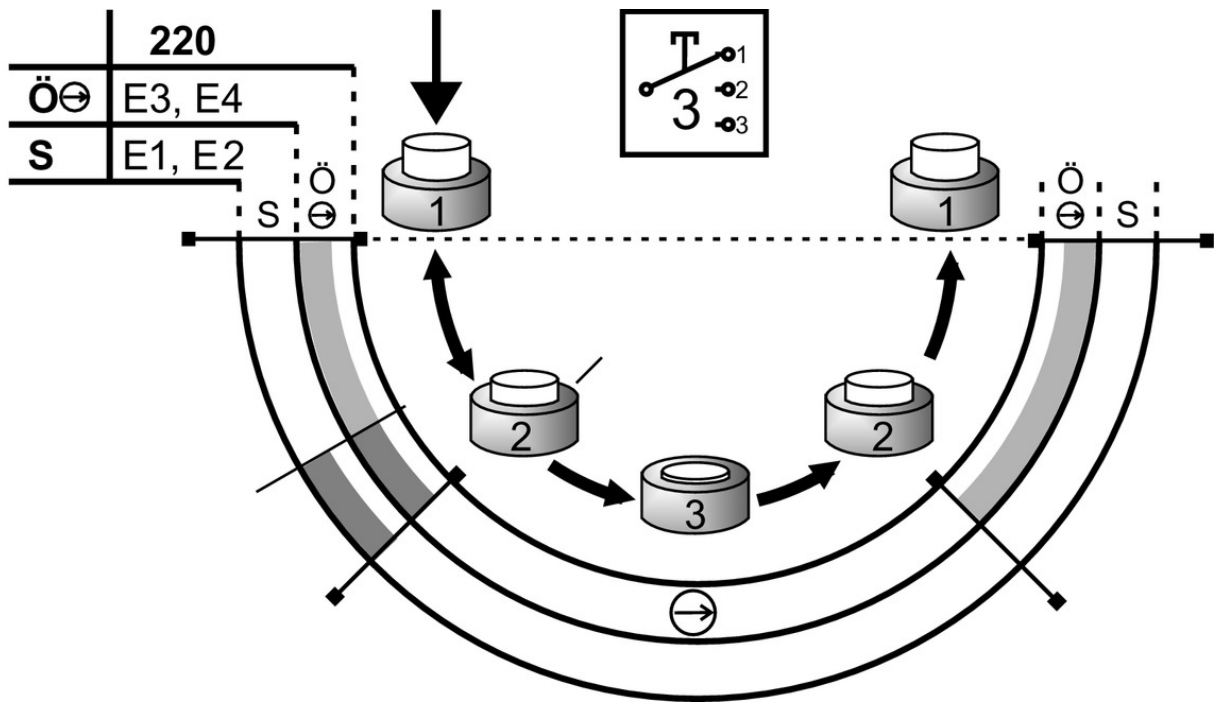
### Dimension drawing



220



## Travel diagram



## Legende

- open
- closed
- closed, enabling

## Mounting accessories

- ▼ Screw holder for hand-held enabling switches

**052406** HALTER KPL.

- ▼ Features

Screw holder for housing G1

- ▼ Magnetic holder for hand-held enabling switches



**059340** MAGNETHALTERUNG ZUSTIMMTASTER

- ▼ Features

Magnetic holder for housing G1

- ▼ Screw holder with cable hook for hand-held enabling switches

**047820** LEITUNGSHALTER

- ▼ Features

Screw holder for housing G1 with cable hook







## Instructions

### ▼ Betriebsanleitung Zustimmtaster ZSA/ZSR

	Doc. no.	Version	Language	Download
Betriebsanleitung Zustimmtaster ZSA/ZSR	092781	06-11/13		 0.6 MB
Mode d'emploi de la commande d'assentiment ZSA/ZSR				
Istruzioni di impiego del pulsante di consenso ZSA/ZSR				
Operating Instructions Enabling Switch ZSA/ZSR				







## Catalogs

### ▼ Enabling switches ZS Commandes d'Assentiment ZS Zustimmtaster ZS

	Doc. no.	Version	Language	Download
Zustimmtaster ZS	095689	08-07/18		 9.1 MB
Commandes d'Assentiment ZS	097367	08-07/18		 4.9 MB
Enabling switches ZS	095690	08-07/18		 4.9 MB

## Declaration of conformity

### ▼ EU-Konformitätserklärung

	Doc. no.	Version	Language	Download
EU-Konformitätserklärung	2109392	04-11/16		 0.2 MB
Declaración UE de conformidad				
Déclaration UE de conformité				
Dichiarazione di conformità				
EU declaration of conformity				

## CAD data

CAD data for this item on TraceParts