

## ITEM 079870 ZSA2B4G20B

Description	Technical data	Accessories	Downloads
-------------	----------------	-------------	-----------



### Features

- › Housing G1
- › 3-stage function
- › Straight connection cable with plug connector, 20 m

### Switching element

2220 2 NO/NC ↻

### 3-stage function

Enabling function is active only in the second stage (middle position, actuating point). If the pushbutton is released or pushed further (panic function), the enabling is removed (dependent on the wiring, see function sequence).

### Approvals



## Mechanical values and environment

Material	Plastic
Weight	
	Net 4 kg
Ambient temperature	-5 ... 50 °C
Degree of protection	IP67
Mechanical life	
	Position 1-2-1 0,1 x 10 <sup>6</sup>
	Position 1-2-3-1 0,1 x 10 <sup>6</sup>
Switching principle	Slow-action contact element
Number of positively driven contacts	2
Number of NO contacts	2
Connection	Plug connector number of pins 6 + PE
Cable length	
	straight 20 m

## Electrical connection ratings

Rated conditional short-circuit current	100 A
Utilization category according to EN 60947-5-1	
	AC-15 2A 24V
	DC-13 2A 24V
Short circuit protection according to IEC 60269-1	2A gG [1]
Rated insulation voltage U <sub>i</sub>	32 V
Rated impulse withstand voltage U <sub>imp</sub>	0,8 kV
Switching voltage	
	Min. at 10mA 12 V
Switching current	
	Min. at 24V 1 mA
Degree of contamination (external, according to EN 60947-1)	3
Connecting cable	8x0.34 <sup>2</sup> mm [2]
Switching characteristics	3-stage enabling switch

## Miscellaneous

in compliance with	60947-5-8
--------------------	-----------

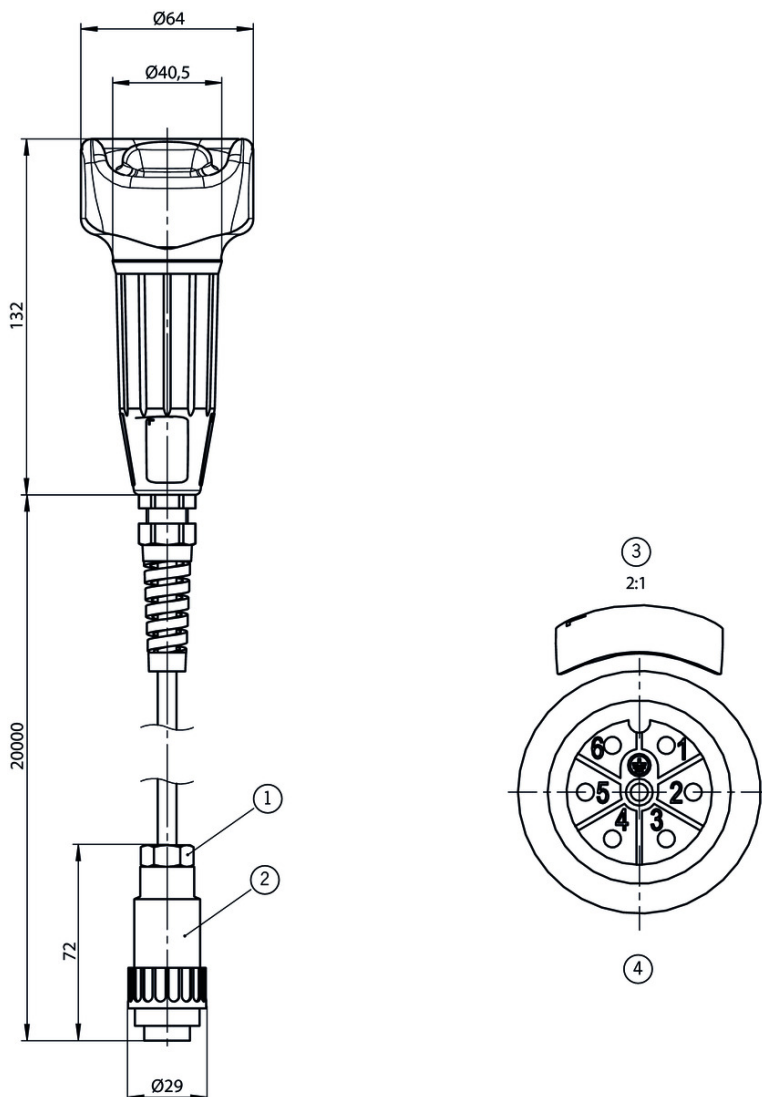
## Reliability values acc. to EN ISO 13849-1

	Enabling switch
--	-----------------

[1] In case of operating voltages other than 24 V, the short circuit protection must be dimensioned accordingly and checked.

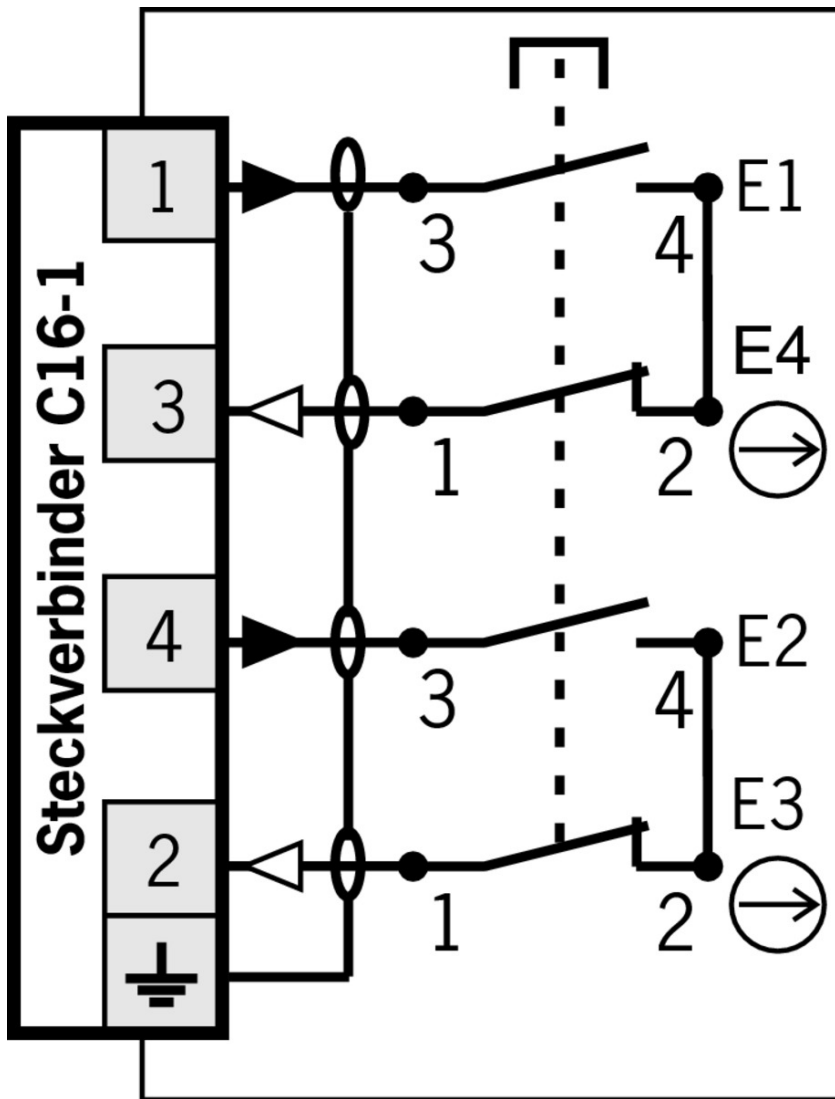
[2] 4x0.34mm<sup>2</sup> screened + 4x0.34mm<sup>2</sup> unscreened

### Dimension drawing



### Legende

- 1 Pg 9
- 2 7-pin plug connector Amphenol-Tuchel
- 3 Pin assignment view of connection side
- 4 Related plug connector with socket contacts ID no. 043861 is to be ordered separately











## Instructions

### Betriebsanleitung Zustimmtaster ZSA/ZSR

	Doc. no.	Version	Language	Download
Betriebsanleitung Zustimmtaster ZSA/ZSR	092781	06-11/13		 0.6 MB
Mode d'emploi de la commande d'assentiment ZSA/ZSR				
Istruzioni di impiego del pulsante di consenso ZSA/ZSR				
Operating Instructions Enabling Switch ZSA/ZSR				

## Declaration of conformity

### EU-Konformitätserklärung

	Doc. no.	Version	Language	Download
EU-Konformitätserklärung	2109392	04-11/16		 0.2 MB
Declaración UE de conformidad				
Déclaration UE de conformité				
Dichiarazione di conformità				
EU declaration of conformity				

## CAD data

CAD data for this item on TraceParts