

ITEM 105075 ZSM2301-105075

Description	Technical data	Accessories	Downloads
-------------	----------------	-------------	-----------



Features

- › 3-stage function
- › Stop command device
- › Vibration signal optional
- › LED indicator
- › Reset button ©
- › + and - buttons
- › Coiled connection cable, 3.8 m
- › Plug connector

3-stage function

Enabling function is active only in the second stage (middle position, actuating point). If the pushbutton is released or pushed further (panic function), the enabling is removed (dependent on the wiring, see function sequence).

Stop command device

Machine stop (black, with pull-to-reset button) on the switch housing, for different wiring concepts.
Lower position, protected by anti-kink cable gland in case of a fall.

Vibration signal

The vibration signal is used for tactile feedback of the enabling position.

LED indicator

The LED indicator is used for visual feedback directly at the enabling switch.

Reset button ©

Button for reset function directly from the enabling switch.

+ and - buttons

These buttons can be configured individually. For example for moving axes in the positive or negative direction.

Cable

The high-quality connection cables are available in a coiled version.

Approvals



Mechanical values and environment

Material	PA, CR, TPE [1]
Weight	Net 2 kg
Ambient temperature	-5 ... 60 °C
Degree of protection	IP54
Mechanical life	1 x 10 ⁶
Switching principle	Snap-action contact element
Number of changeover contacts	3 [2]
Connection	Plug connector number of pins 17 + PE
Cable length	
Coiled, short straight piece of cable on the enabling switch	3,8 m

Electrical connection ratings

Rated conditional short-circuit current	100 A
Utilization category according to EN 60947-5-1	

	DC-13	24V 1A [3] 24V 0.3A [4] 24V 0.01A [5]
Short circuit protection according to IEC 60269-1		2A gG [6]
Rated insulation voltage U _i		250 V
Rated impulse withstand voltage U _{imp}		1,5 kV
Degree of contamination (external, according to EN 60947-1)		3
Connecting cable		18x0.25mm ²
Switching characteristics		3-stage enabling switch

Miscellaneous

Additional feature		
Pushbutton labeled blue	1 [7]	
Pushbutton +	1 [8]	
Pushbutton -	1 [9]	
LED red/green	1 [10]	
Machine stop black	1 [11]	
Vibration motor	1 [12]	
in compliance with		60947-5-8

Reliability values acc. to EN ISO 13849-1

	Enabling switch
B10 _D	0,1 × 10 ⁶
	Machine stop black
B10 _D	0,1 × 10 ⁶

[1] PAK arm

[2, 7, 8, 9, 10, 11, 12] Connection as per block diagram

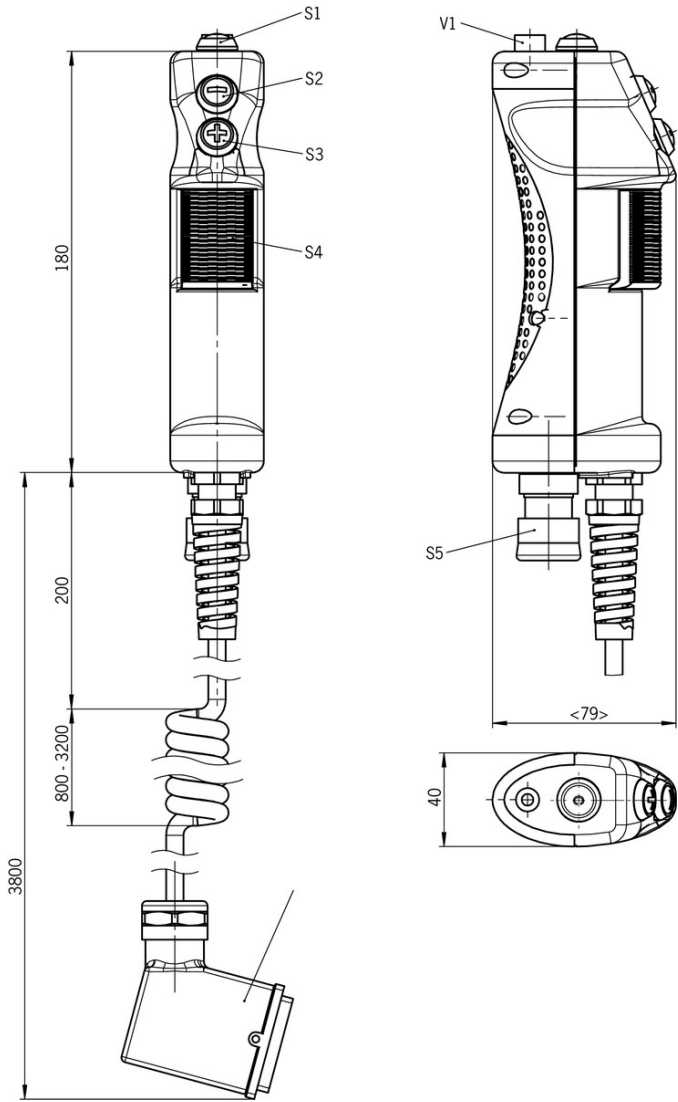
[3] For enabling switch S4

[4] For additional devices

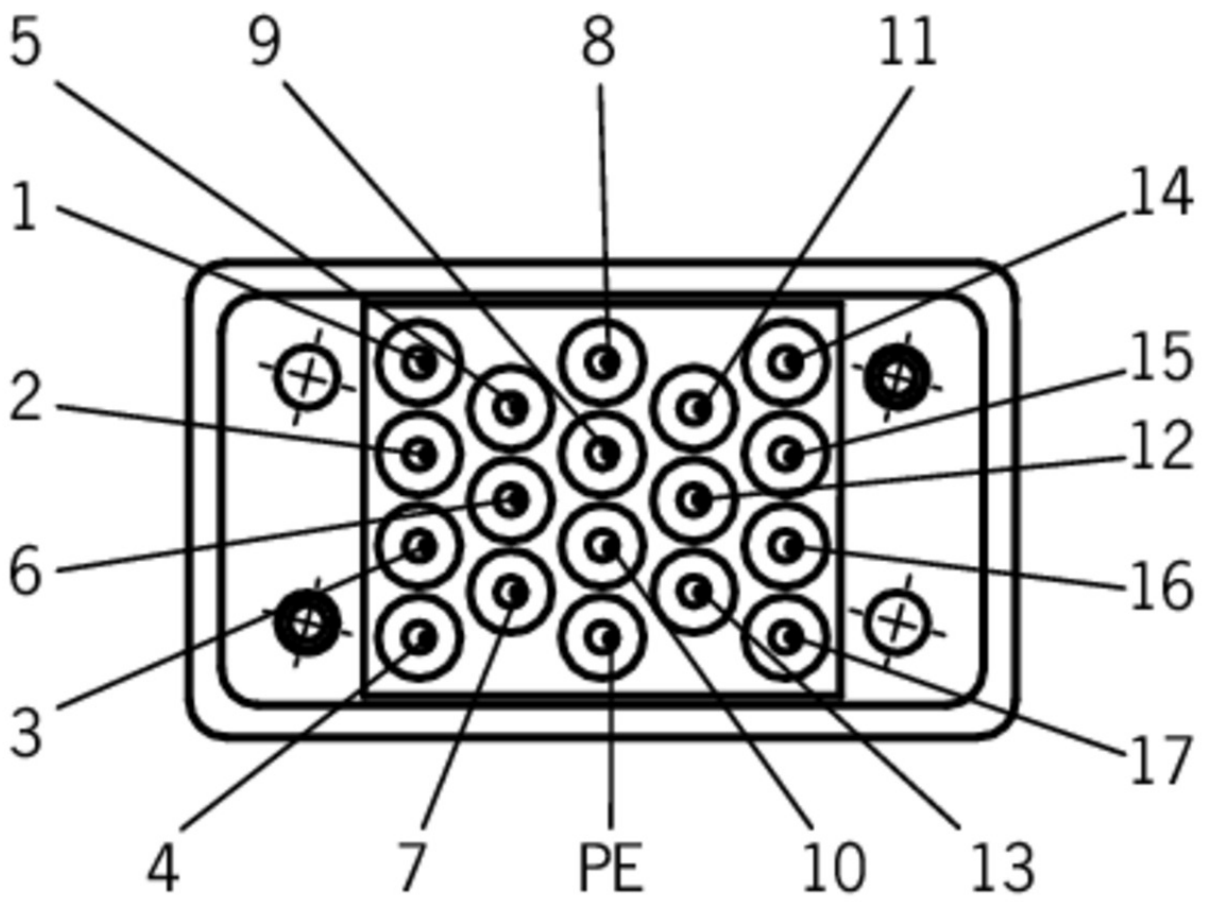
[5] For additional indicators

[6] In case of operating voltages other than 24 V, the short circuit protection must be dimensioned accordingly and checked.

Dimension drawing



Dimension drawing



Switching element

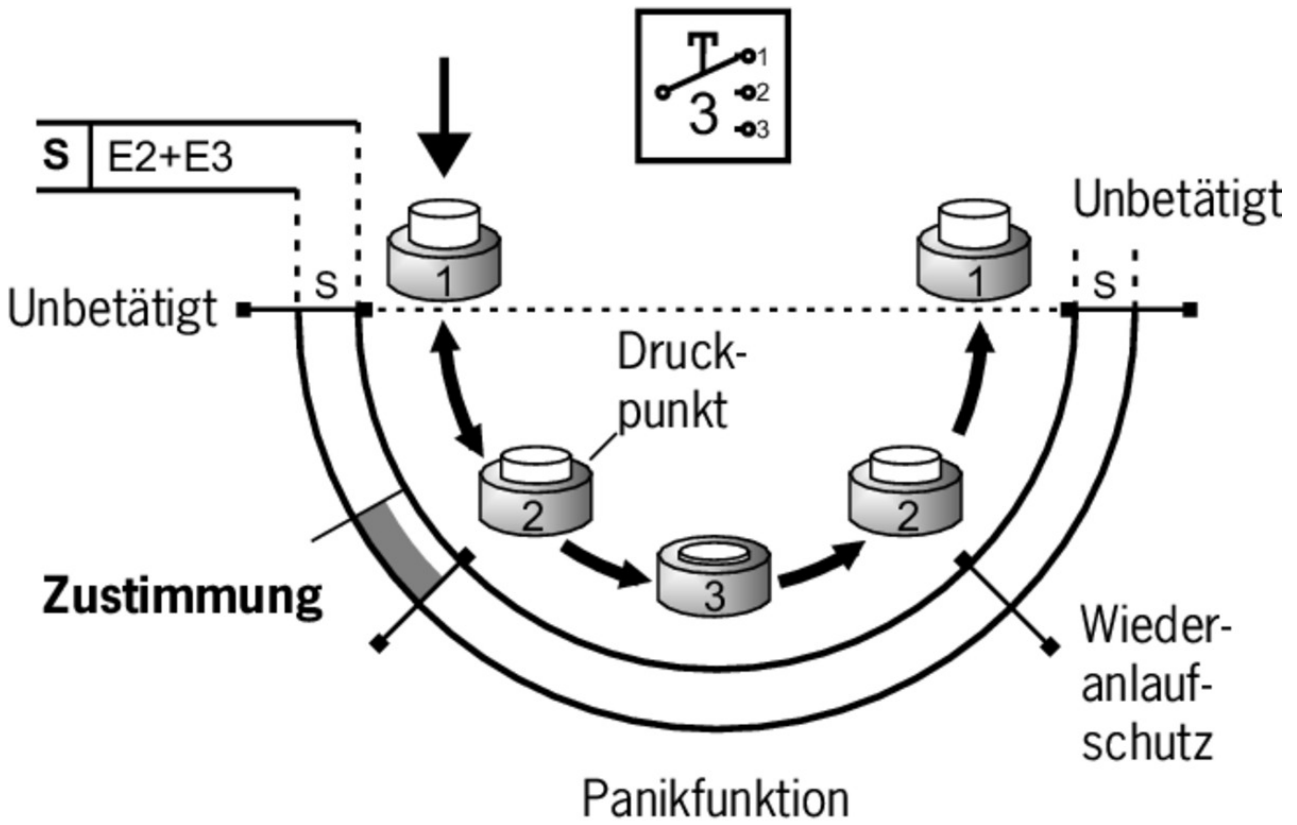
E2



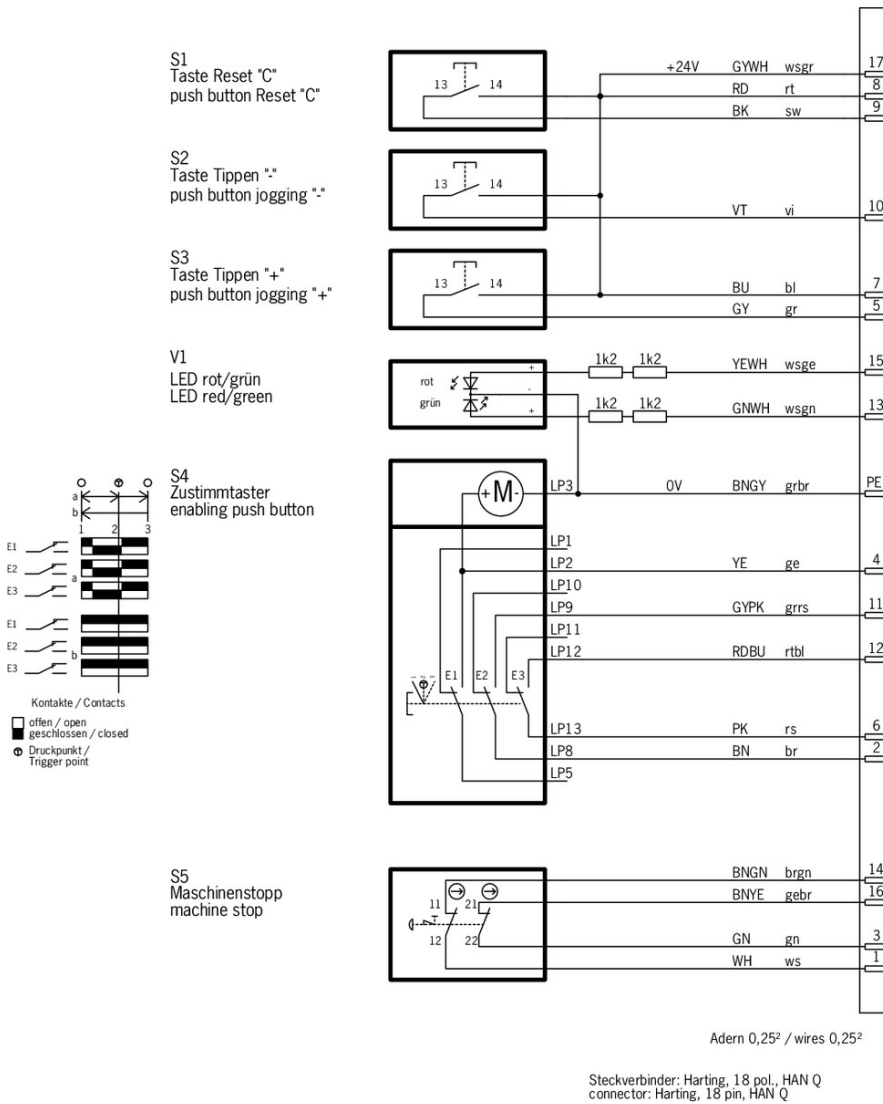
E3



Function sequence



Wiring diagram



Mounting accessories

Holder for ZSM
















102965 HALTER MIT MAGNET ZSM



102969 HALTER ZSM






Instructions

Betriebsanleitung Zustimmtaster ZSM

Betriebsanleitung Zustimmtaster ZSM Manual de instrucciones del pulsador de validación ZSM Mode d'emploi de la commande d'assentiment ZSM Operating Instructions Enabling Switch ZSM	098540	05-08/11	   	 0.7 MB
Návod k použití potvrzovacího tlačítka ZSM	098540	05-08/11		 0.3 MB
Istruzioni di impiego del pulsante di consenso ZSM	098540	05-08/11		 0.2 MB
Manual de instruções da chave enable ZSM	098540	05-08/11		 0.2 MB
Instrucțiuni de utilizare pentru butonul de activare ZSM	098540	05-08/11		 0.3 MB







Catalogs

Enabling switches ZS Commandes d'Assentiment ZS Zustimmtaster ZS

	Doc. no.	Version	Language	Download
Zustimmtaster ZS	095689	08-07/18		 9.1 MB
Commandes d'Assentiment ZS	097367	08-07/18		 4.9 MB
Enabling switches ZS	095690	08-07/18		 4.9 MB

Declaration of conformity

EU-Konformitätserklärung

	Doc. no.	Version	Language	Download
EU-Konformitätserklärung Declaración UE de conformidad Déclaration UE de conformité Dichiarazione di conformità EU declaration of conformity	2109392	04-11/16	    	 0.2 MB