

ITEM 105645 ZSM4204-105645

Description	Technical data	Accessories	Downloads
-------------	----------------	-------------	-----------



Features

- › 3-stage function
- › Stop command device
- › Pushbutton
- › Coiled connection cable, 5 m

3-stage function

Enabling function is active only in the second stage (middle position, actuating point). If the pushbutton is released or pushed further (panic function), the enabling is removed (dependent on the wiring, see function sequence).

Stop command device

Dual-channel emergency stop device (red, with pull-to-reset button) on the switch housing, for different wiring concepts.
Upper position for rapid access in an emergency

Pushbutton

Additional functions can be run directly at the enabling switch using the buttons.

Cable

The high-quality connection cables are available in a coiled version.

Approvals



Mechanical values and environment

Material	PA, CR, TPE [1]
Weight	Net 2 kg
Ambient temperature	-5 ... 60 °C
Degree of protection	IP54
Mechanical life	1 x 10 ⁶
Switching principle	Snap-action contact element
Number of changeover contacts	3 [2]
Connection	Flying lead
Cable length	
Coiled, short straight piece of cable on the enabling switch	5 m

Electrical connection ratings

Rated conditional short-circuit current	100 A
Utilization category according to EN 60947-5-1	DC-13 24V 1A [3] 24V 0.3A [4]
Short circuit protection according to IEC 60269-1	2A gG [5]
Rated insulation voltage U _i	250 V
Rated impulse withstand voltage U _{imp}	1,5 kV
Degree of contamination (external, according to EN 60947-1)	3
Connecting cable	23x0.14mm ² [6]
Switching characteristics	3-stage enabling switch

Miscellaneous

Additional feature	
Pushbutton white	1 [7]
Emergency stop device	1 [8]

Reliability values acc. to EN ISO 13849-1

	Enabling switch
B10 _D	0,1 × 10 ⁶
	Emergency stop
B10 _D	0,1 × 10 ⁶

[1] PAK arm

[2, 7, 8] Connection as per block diagram

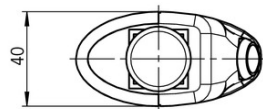
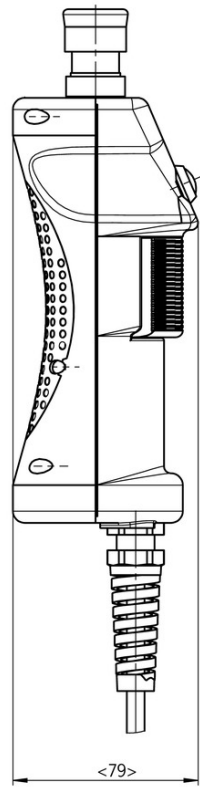
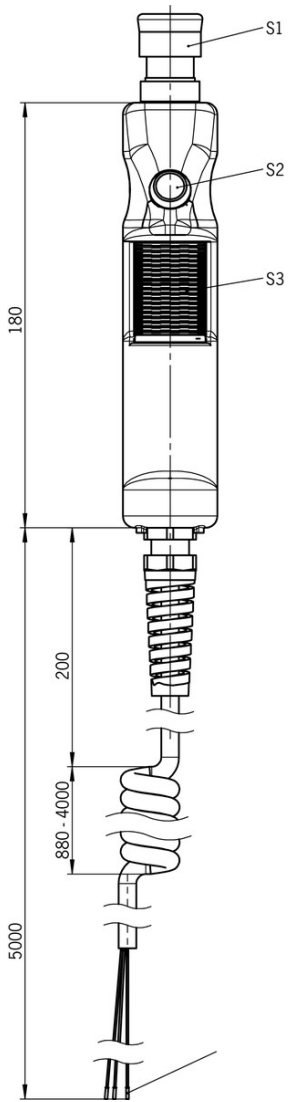
[3] For enabling switch S4

[4] For additional devices

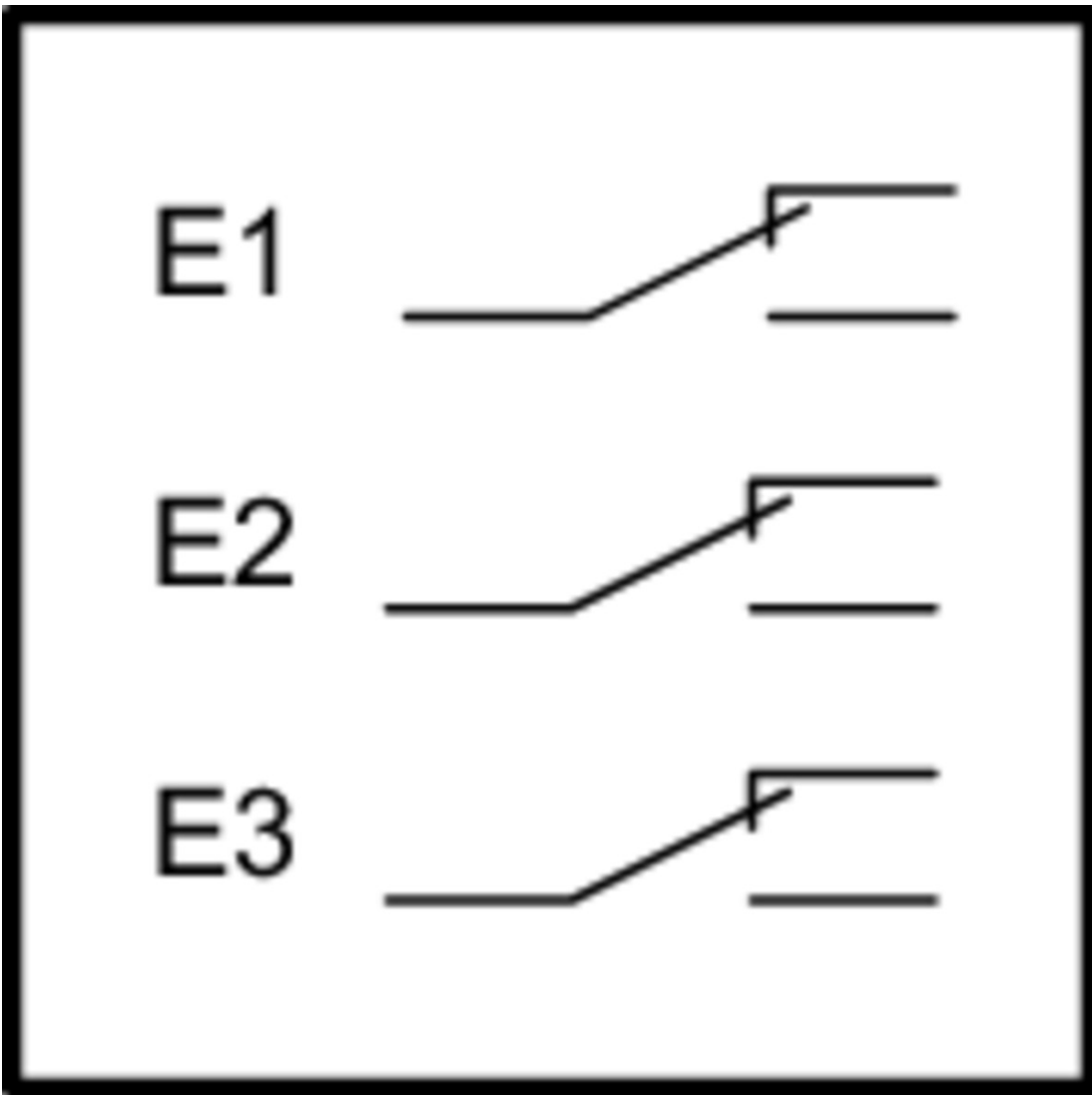
[5] In case of operating voltages other than 24 V, the short circuit protection must be dimensioned accordingly and checked.

[6] Screened

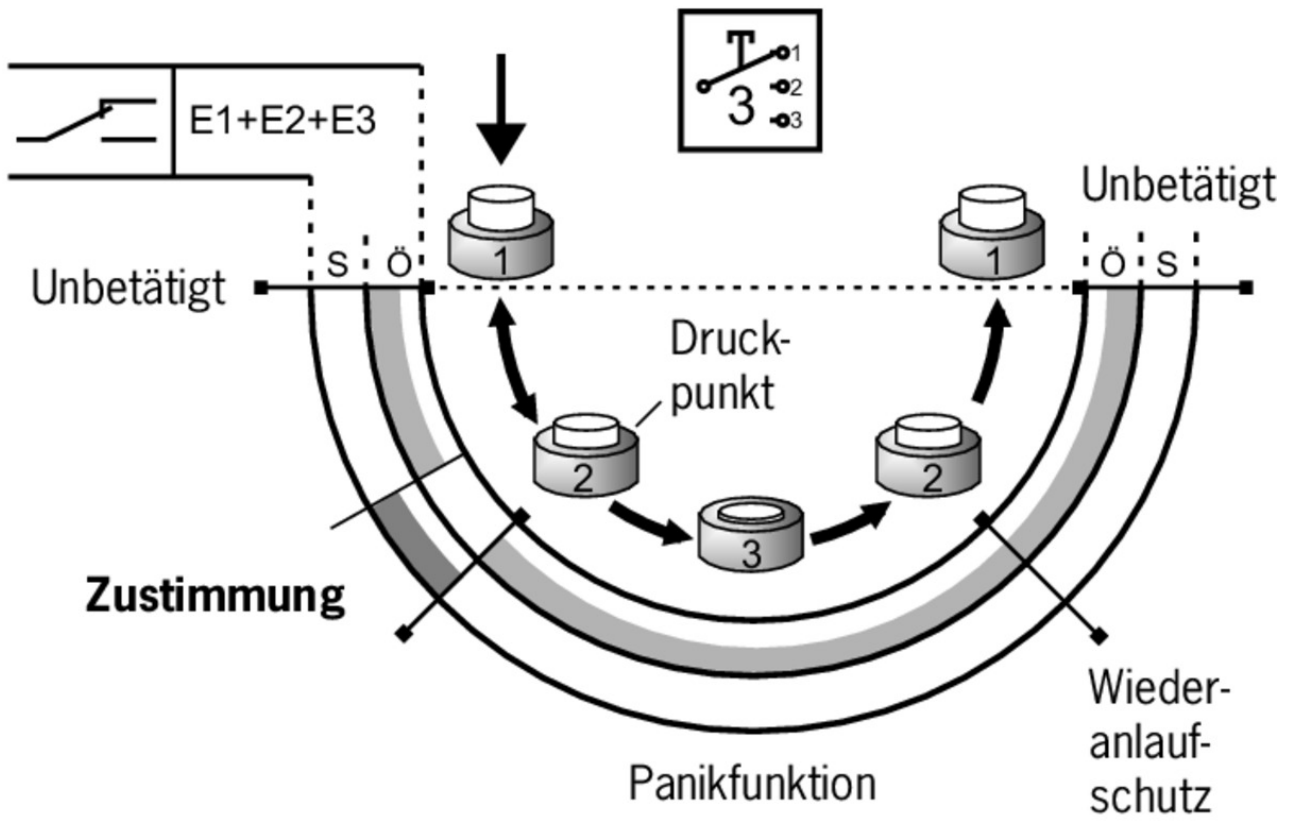
Dimension drawing



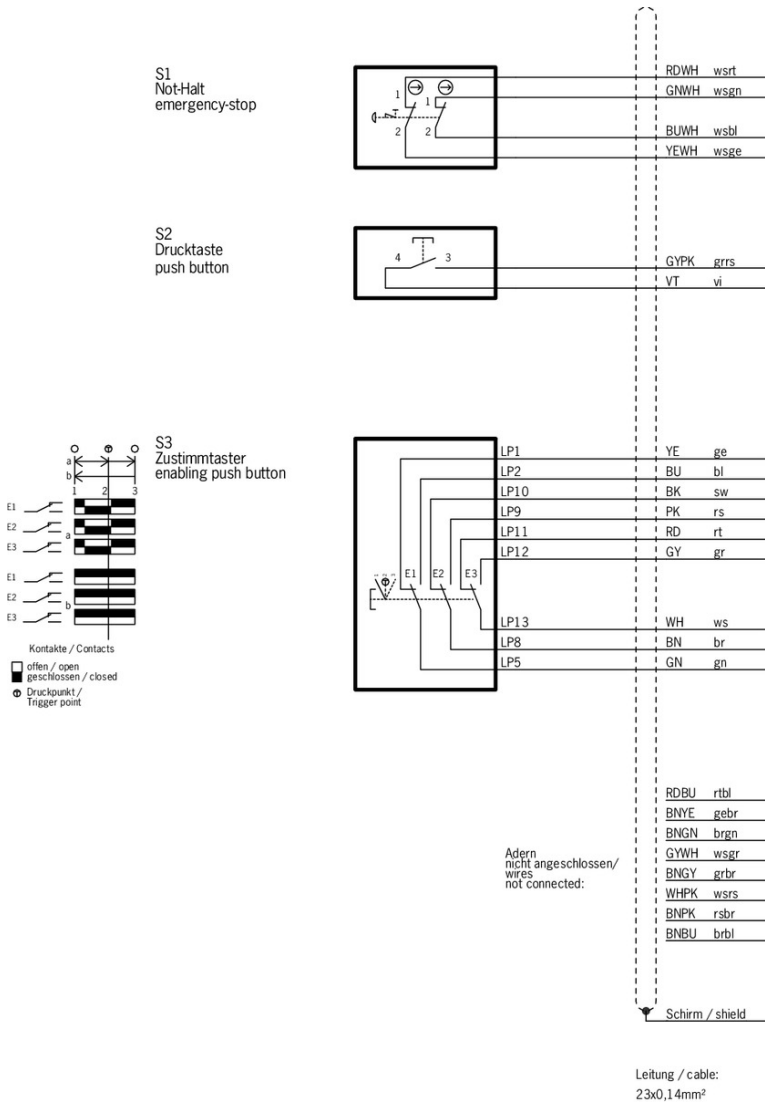
Switching element



Function sequence



Wiring diagram



Mounting accessories

Holder for ZSM



102969 HALTER ZSM



102965 HALTER MIT MAGNET ZSM

Connection material

Flange connector RC12 for front wall mounting for the connection of hand-held and P20 enabling switches

073290 RC-12S1N1223ZZ

- ▼ Plug connector RC12 for connection, e.g. to enabling switches



073294 RC-12P1N8A8096

- ▼ Blanking plug RC12 for covering the flange connector RC12, coded

073291 RC-12P1N8A8300 CODIERT

- ▼ Blanking plug RC12 for covering the flange connector RC12

073293 RC-12P1N8A8300

- ▼ Flange connector RC17 for front wall mounting for the connection of enabling switches



077502 17POL/CONINVERS N-COD

- ▼ Plug connector RC17 for connection, e.g. to enabling switches



096481 STECKVERBINDER 17POL RC-17P1N8A80CP

- ▼ Blanking plug RC17 for covering the flange connector RC17



096159 BLINDSTECKER 17-POL RC-17P1N8A83NN







Instructions

- ▼ Betriebsanleitung Zustimmtaster ZSM

	Doc. no.	Version	Language	Download
Betriebsanleitung Zustimmtaster ZSM	098540	05-08/11		0.7 MB
Manual de instrucciones del pulsador de validación ZSM				
Mode d'emploi de la commande d'assentiment ZSM				
Operating Instructions Enabling Switch ZSM				
Návod k použití potvrzovacího tlačítka ZSM	098540	05-08/11		0.3 MB
Istruzioni di impiego del pulsante di consenso ZSM	098540	05-08/11		0.2 MB
Manual de instruções da chave enable ZSM	098540	05-08/11		0.2 MB
Instrucțiuni de utilizare pentru butonul de activare ZSM	098540	05-08/11		0.3 MB







Catalogs

Enabling switches ZS Commandes d'Assentiment ZS Zustimmungster ZS






	Doc. no.	Version	Language	Download
Zustimmungster ZS	095689	08-07/18		 9.1 MB
Commandes d'Assentiment ZS	097367	08-07/18		 4.9 MB
Enabling switches ZS	095690	08-07/18		 4.9 MB

Declaration of conformity

EU-Konformitätserklärung

	Doc. no.	Version	Language	Download
EU-Konformitätserklärung	2109392	04-11/16		 0.2 MB
Declaración UE de conformidad				
Déclaration UE de conformité				
Dichiarazione di conformità				
EU declaration of conformity				

EU-Konformitätserklärung

	Doc. no.	Version	Language	Download
EU-Konformitätserklärung	2105755	08-03/17		 0.2 MB
EU declaration of conformity				
Declaración UE de conformidad				
Déclaration UE de conformité				
Dichiarazione di conformità			