

## ITEM 106104 ZSM4200-106104

Description	Technical data	Accessories	Downloads
-------------	----------------	-------------	-----------



### Features

- › 3-stage function
- › Hole for lower stop command device
- › Cable gland included

### 3-stage function

Enabling function is active only in the second stage (middle position, actuating point). If the pushbutton is released or pushed further (panic function), the enabling is removed (dependent on the wiring, see function sequence).

### Approvals



### Mechanical values and environment

Material	PA, CR, TPE <sup>[1]</sup>
Weight	
	Net 0,5 kg
Ambient temperature	-5 ... 60 °C
Degree of protection	IP54
Mechanical life	1 x 10 <sup>6</sup>
Switching principle	Snap-action contact element
Number of changeover contacts	3 <sup>[2]</sup>
Connection	Connection terminals, cable Ø 5...10mm

### Electrical connection ratings

Rated conditional short-circuit current	100 A
Utilization category according to EN 60947-5-1	
	DC-13 24V 1A <sup>[3]</sup>
Short circuit protection according to IEC 60269-1	2A gG <sup>[4]</sup>
Rated insulation voltage U <sub>i</sub>	250 V
Rated impulse withstand voltage U <sub>imp</sub>	1,5 kV
Degree of contamination (external, according to EN 60947-1)	3
Switching characteristics	3-stage enabling switch

### Miscellaneous

Additional feature	
	Version Blind plug in hole for emergency stop
in compliance with	60947-5-8

### Reliability values acc. to EN ISO 13849-1

	<b>Enabling switch</b>
B10 <sub>D</sub>	0,1 x 10 <sup>6</sup>

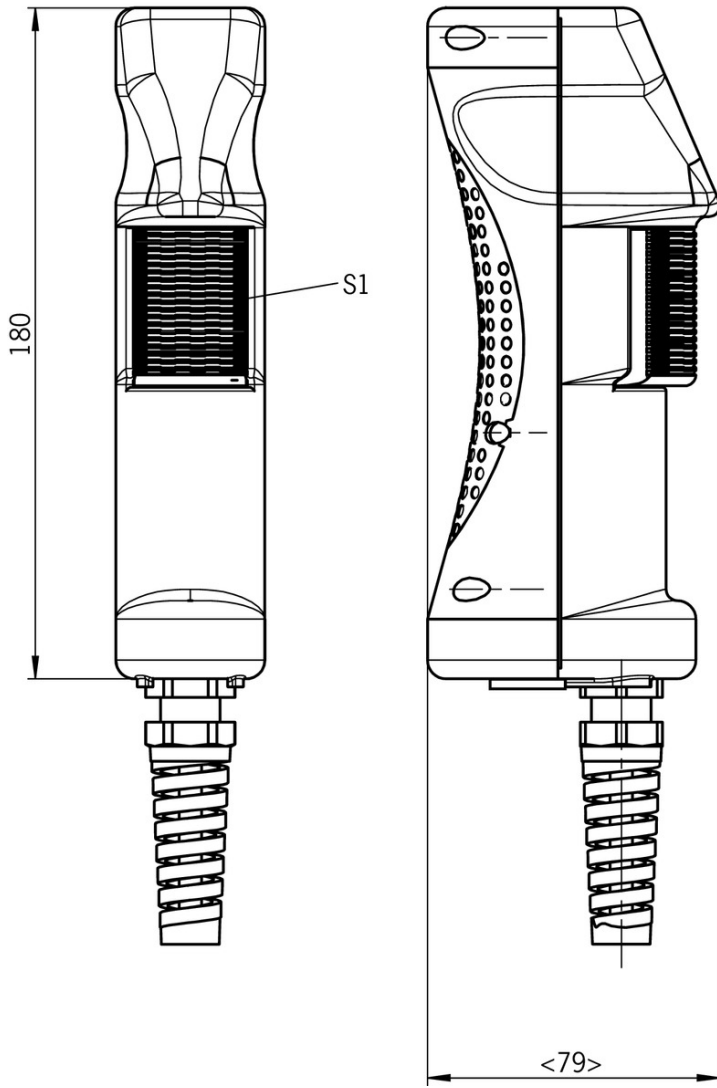
[1] PAK arm

[2] Connection as per block diagram

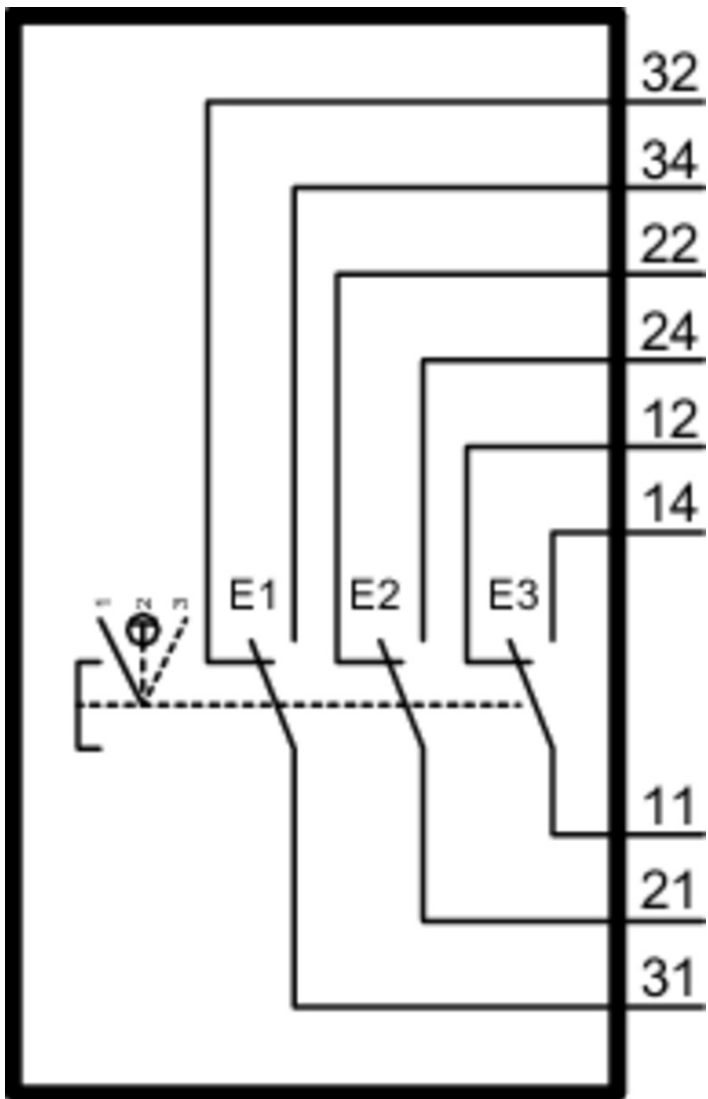
[3] For enabling switch S4

[4] In case of operating voltages other than 24 V, the short circuit protection must be dimensioned accordingly and checked.

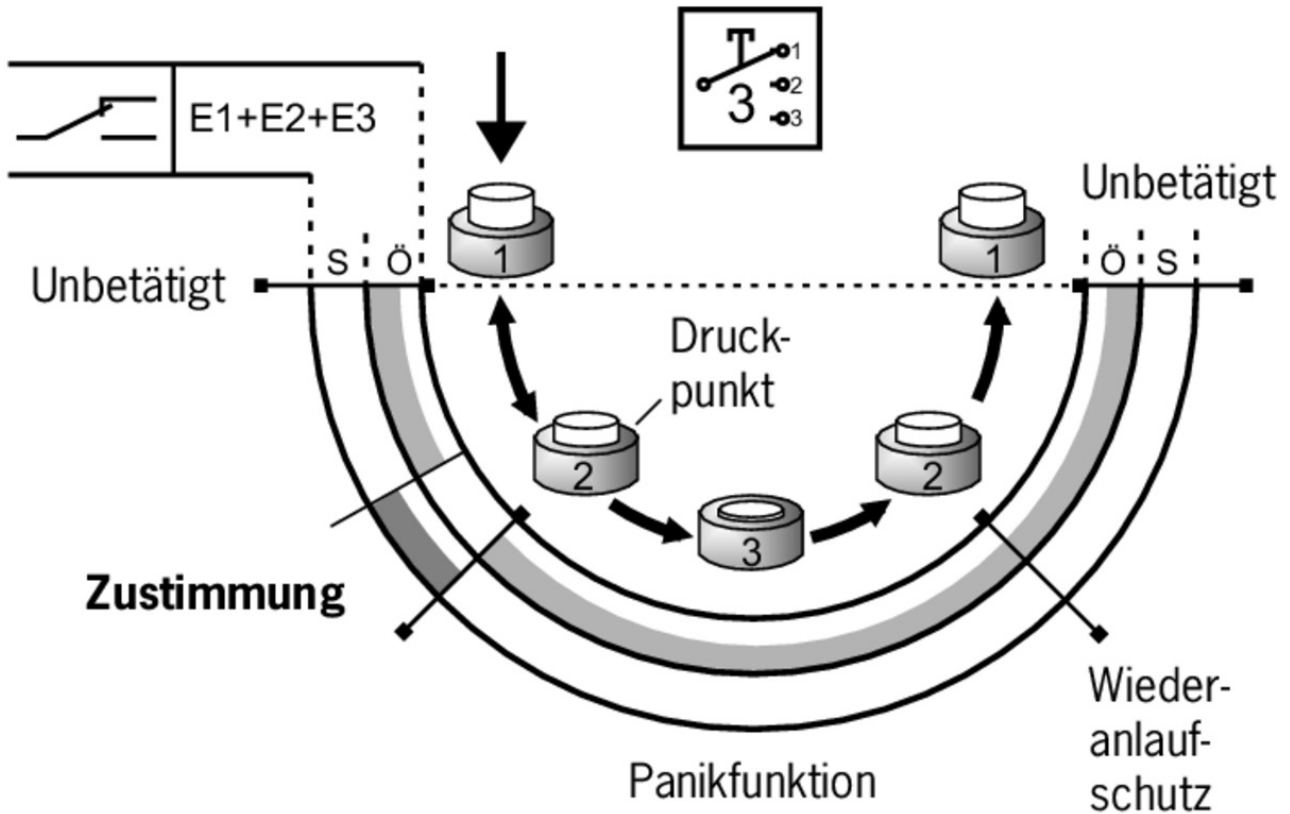
**Dimension drawing**



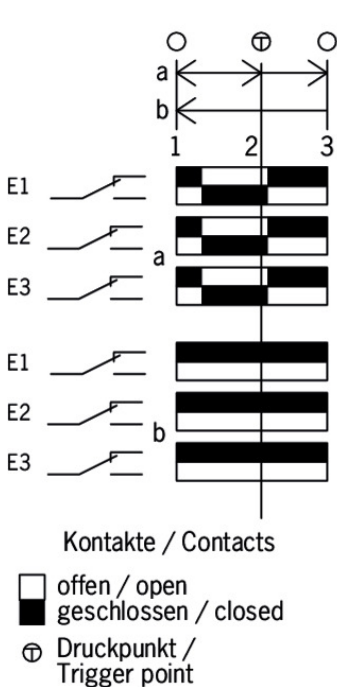
Switching element



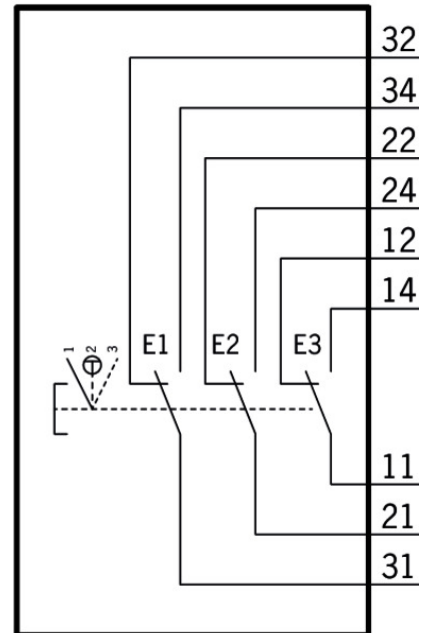
## Function sequence



## Wiring diagram



S1  
Zustimmtaster  
enabling push button



## Function expansion

✓ Male flange connector RC17



**106360** 17POL CONINVERS/ZSM BAUSATZ

▼ Features

Male flange connector RC17 with strands for connection

Pre-assembled

17-pin

---

▼ Pushbutton, not illuminated



**083640** DRUCKTASTER SCHWARZ 1S



**086753** DRUCKTASTER ROT 1S



**086755** DRUCKTASTER WEISS 1S



**086754** DRUCKTASTER GRUEN 1S



**086757** DRUCKTASTER BLAU 1S

---

▼ Key-operated switch

**083639** SCHLUESSELSCHALTER RUND

---

▼ Emergency stop device ES-XA built-in devices 16 mm



**106435** ES-XA1E-BV3U02R

▼ Features

- › With turn-to-reset
- › Bottom of housing yellow
- › Button head red ø 29 mm
- › Emergency stop device according to ISO 13850

Two-channel emergency stop device (red, with pull-to-reset button and turn-to-reset button) for installation in housing ZSM/HBA/HBM, for different wiring concepts.

---

▼ Female plug RC17



**106349** STECKVERBINDER 17POL RC-17S1N8A7200

---

▼ Emergency stop device for installation in housing ZSM/HBA/HBM



**096298** NOT-HALT TASTE 16MM 2 OE/ZUG

▼ Features

- › With pull-to-reset

- › Emergency stop device according to ISO 13850
  - › EMERGENCY STOP device for housing ZSM/HBA/HBM without enabling switch ZXE, 3-stage
- 

## Connection material

---

- ☑ Connection cable for hand-held pendant stations HBA/HBM/HBL/ZSM, coiled

### **086722** SPIRALLEITUNG 12-ADRIG 5,4M

#### ☑ Features

- › PUR cable, coiled
  - › Cable length 5.4 m
  - › With flying leads
  - › With 12 cores, cut-off cleanly
- 

### **086721** SPIRALLEITUNG 12-ADRIG 3,9M

#### ☑ Features

- › PUR cable, coiled
  - › Cable length 3.9 m
  - › With flying leads
  - › With 12 cores, cut-off cleanly
- 

### **087409** SPIRALLEITUNG 23-ADRIG 5,4M

#### ☑ Features

- › PUR cable, coiled
  - › Cable length 5.4 m
  - › With flying leads
  - › With 23 cores, cut-off cleanly
- 

### **087408** SPIRALLEITUNG 23-ADRIG 3,9M

#### ☑ Features

- › PUR cable, coiled
  - › Cable length 3.9 m
  - › With flying leads
  - › With 23 cores, cut-off cleanly
- 

- ☑ Connection cable for hand-held pendant station HBA/HBM/HBL/ZSM, straight

### **087379** LEITUNG 12-ADRIG 3,5M

#### ☑ Features

- › PUR cable, straight
  - › Cable length 3.5 m
  - › With flying leads
  - › With 12 cores, cut-off cleanly
- 

### **087380** LEITUNG 12-ADRIG 5,0M

#### ☑ Features

- › PUR cable, straight
- › Cable length 5 m
- › With flying leads
- › With 12 cores, cut-off cleanly

---

**087381** LEITUNG 12-ADRIG 10,0M

▾ Features

- › PUR cable, straight
- › Cable length 10 m
- › With flying leads
- › With 12 cores, cut-off cleanly

---

**087382** LEITUNG 23-ADRIG 3,5M

▾ Features

- › PUR cable, straight
- › Cable length 3.5 m
- › With flying leads
- › With 23 cores, cut-off cleanly

---

**087383** LEITUNG 23-ADRIG 5,0M

▾ Features

- › PUR cable, straight
- › Cable length 5 m
- › With flying leads
- › With 23 cores, cut-off cleanly

---

**087384** LEITUNG 23-ADRIG 10,0M

▾ Features

- › PUR cable, straight
  - › Cable length 10 m
  - › With flying leads
  - › With 23 cores, cut-off cleanly
- 

## Mounting accessories

▾ Holder for ZSM



**102969** HALTER ZSM



**102965** HALTER MIT MAGNET ZSM














---

## Instructions

▾ Betriebsanleitung Zustimmtaster ZSM






**Doc. no.**   **Version**   **Language**   **Download**



Betriebsanleitung Zustimmtaster ZSM Manual de instrucciones del pulsador de validación ZSM Mode d'emploi de la commande d'assentiment ZSM Operating Instructions Enabling Switch ZSM	098540	05-08/11	   	 0.7 MB
Návod k použití potvrzovacího tlačítka ZSM	098540	05-08/11		 0.3 MB
Istruzioni di impiego del pulsante di consenso ZSM	098540	05-08/11		 0.2 MB
Manual de instruções da chave enable ZSM	098540	05-08/11		 0.2 MB
Instrucțiuni de utilizare pentru butonul de activare ZSM	098540	05-08/11		 0.3 MB







## Catalogs

### Enabling switches ZS Commandes d'Assentiment ZS Zustimmtaster ZS

	Doc. no.	Version	Language	Download
Zustimmtaster ZS	095689	08-07/18		 9.1 MB
Commandes d'Assentiment ZS	097367	08-07/18		 4.9 MB
Enabling switches ZS	095690	08-07/18		 4.9 MB

## Declaration of conformity

### EU-Konformitätserklärung

	Doc. no.	Version	Language	Download
EU-Konformitätserklärung Declaración UE de conformidad Déclaration UE de conformité Dichiarazione di conformità EU declaration of conformity	2109392	04-11/16	    	 0.2 MB