

ITEM 106105 ZSM4200-106105

Description	Technical data	Accessories	Downloads
-------------	----------------	-------------	-----------



Features

- › 3-stage function
- › + and - buttons
- › Hole for lower stop command device
- › Cable gland included

3-stage function

Enabling function is active only in the second stage (middle position, actuating point). If the pushbutton is released or pushed further (panic function), the enabling is removed (dependent on the wiring, see function sequence).

+ and - buttons

These buttons can be individually assigned, e.g. to move axes in positive or negative direction.

Approvals

Mechanical values and environment

Material	PA, CR, TPE [1]
Weight	
	Net 0,5 kg
Ambient temperature	-5 ... 60 °C
Degree of protection	IP54
Mechanical life	1 x 10 ⁶
Switching principle	Snap-action contact element
Number of changeover contacts	3 [2]
Connection	Connection terminals, cable Ø 5...10mm

Electrical connection ratings

Rated conditional short-circuit current	100 A
Utilization category according to EN 60947-5-1	
	DC-13 24V 1A [3] 24V 0.3A [4]
Short circuit protection according to IEC 60269-1	2A gG [5]
Rated insulation voltage U _i	250 V
Rated impulse withstand voltage U _{imp}	1,5 kV
Degree of contamination (external, according to EN 60947-1)	3
Switching characteristics	3-stage enabling switch

Miscellaneous

Additional feature	
	Version Blind plug in hole for emergency stop
	Pushbutton + 1 [6]
	Pushbutton - 1 [7]
in compliance with	60947-5-8

Reliability values acc. to EN ISO 13849-1

	Enabling switch
B10 _D	0,1 x 10 ⁶

[1] PAK arm

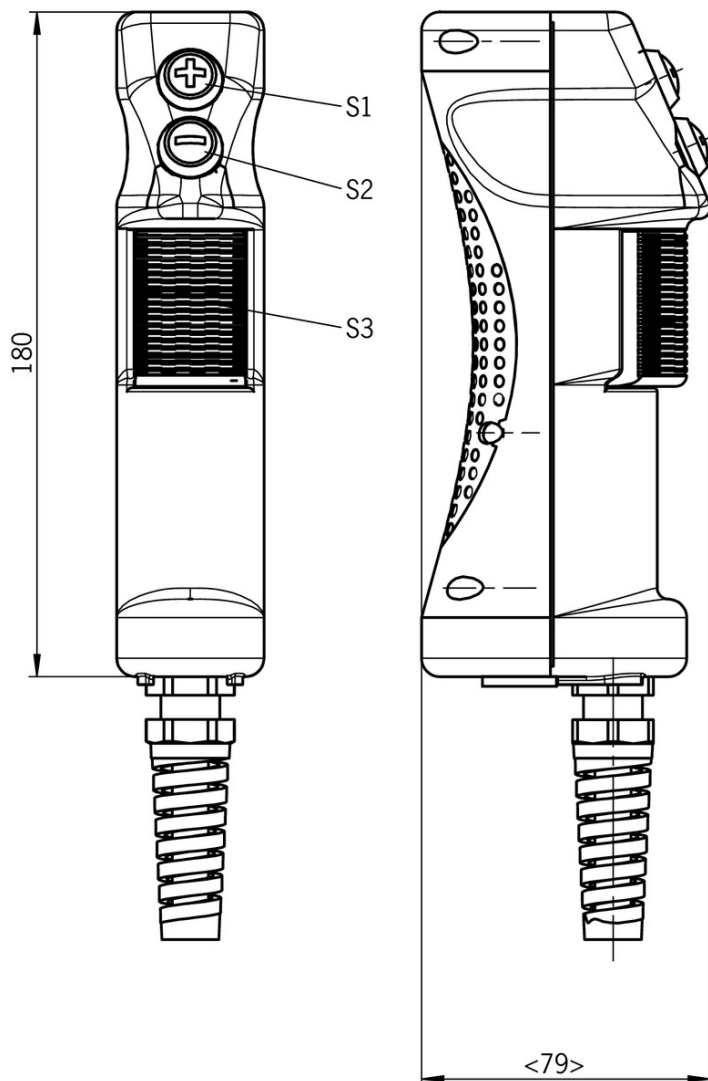
[2, 6, 7] Connection as per block diagram

[3] For enabling switch S4

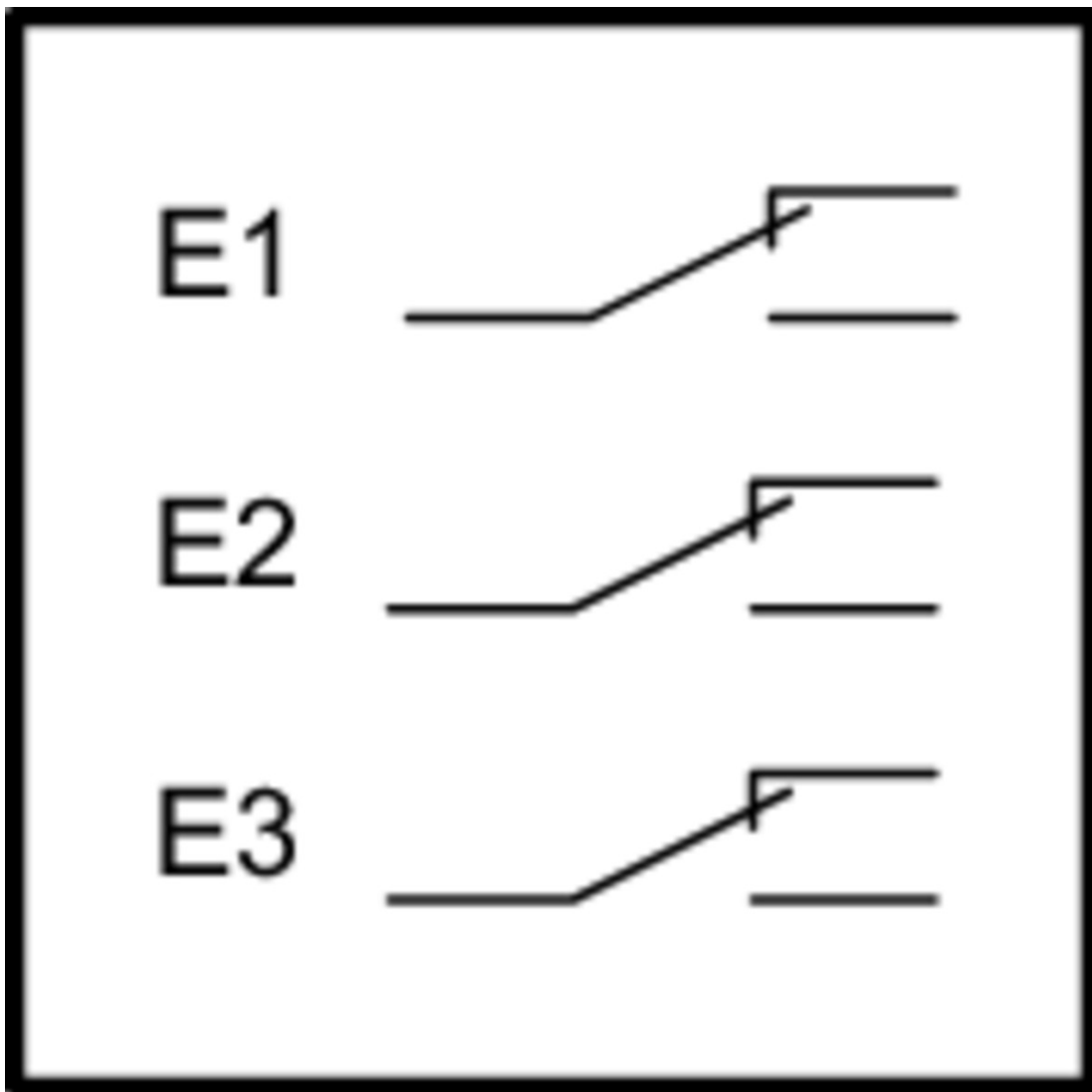
[4] For additional devices

[5] In case of operating voltages other than 24 V, the short circuit protection must be dimensioned accordingly and checked.

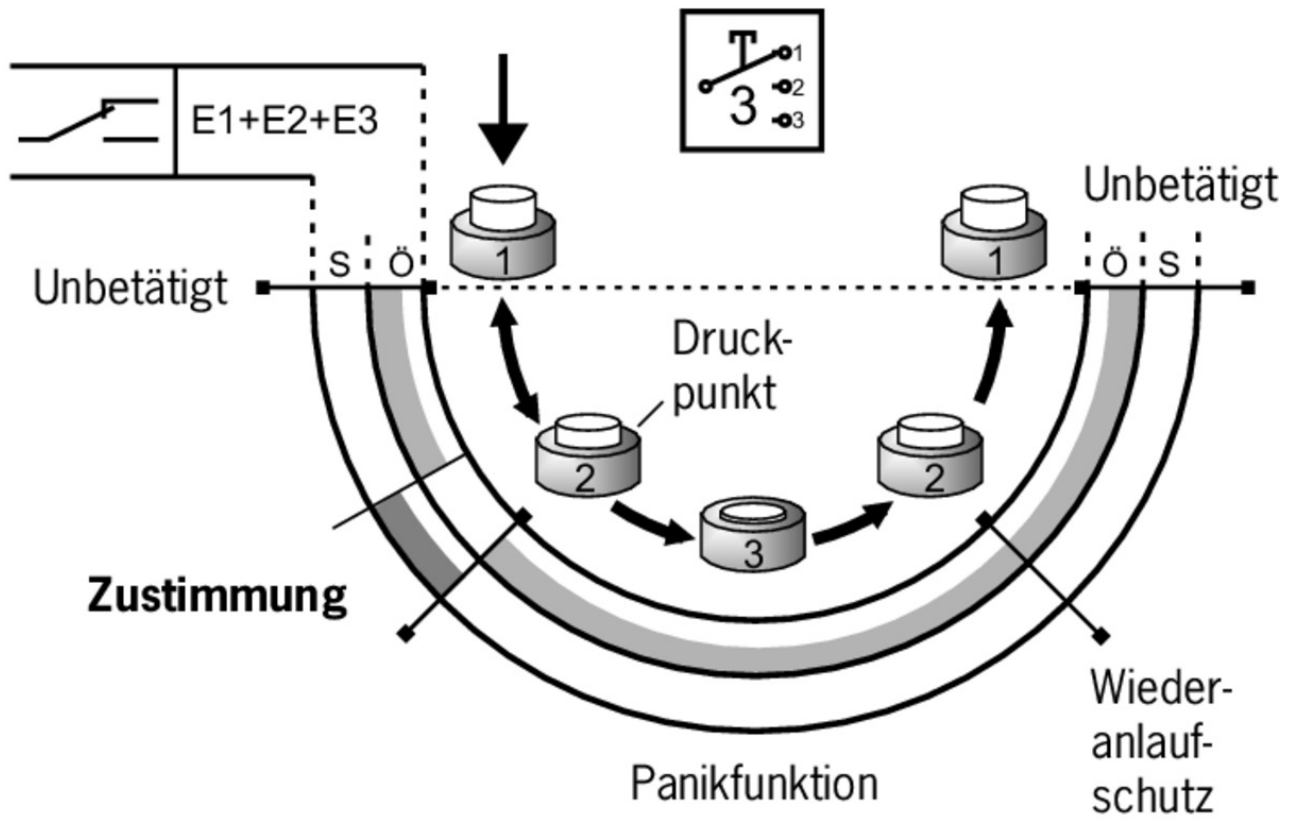
Dimension drawing



Switching element

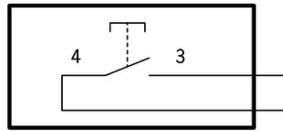


Function sequence

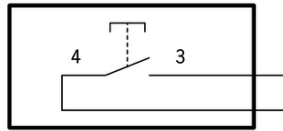


Wiring diagram

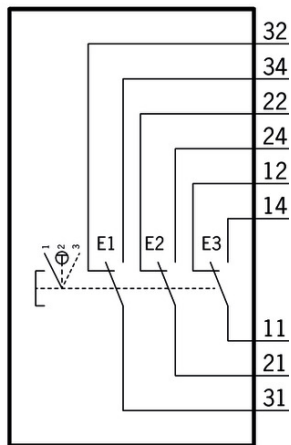
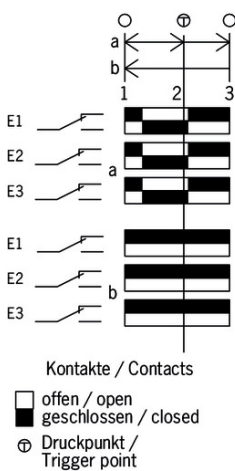
S1
Drucktaste +
push button +



S2
Drucktaste -
push button -



S3
Zustimmtaster
enabling push button



Connection material

☑ Connection cable for hand-held pendant station HBA/HBM/HBL/ZSM, straight

087384 LEITUNG 23-ADRIG 10,0M

☑ Features

- › PUR cable, straight
- › Cable length 10 m
- › With flying leads
- › With 23 cores, cut-off cleanly

087383 LEITUNG 23-ADRIG 5,0M

☑ Features

- › PUR cable, straight
- › Cable length 5 m
- › With flying leads
- › With 23 cores, cut-off cleanly

087382 LEITUNG 23-ADRIG 3,5M

- ▼ Features
 - › PUR cable, straight
 - › Cable length 3.5 m
 - › With flying leads
 - › With 23 cores, cut-off cleanly
-

087379 LEITUNG 12-ADRIG 3,5M

- ▼ Features
 - › PUR cable, straight
 - › Cable length 3.5 m
 - › With flying leads
 - › With 12 cores, cut-off cleanly
-

087380 LEITUNG 12-ADRIG 5,0M

- ▼ Features
 - › PUR cable, straight
 - › Cable length 5 m
 - › With flying leads
 - › With 12 cores, cut-off cleanly
-

087381 LEITUNG 12-ADRIG 10,0M

- ▼ Features
 - › PUR cable, straight
 - › Cable length 10 m
 - › With flying leads
 - › With 12 cores, cut-off cleanly
-

- ▼ Connection cable for hand-held pendant stations HBA/HBM/HBL/ZSM, coiled

087409 SPIRALLEITUNG 23-ADRIG 5,4M

- ▼ Features
 - › PUR cable, coiled
 - › Cable length 5.4 m
 - › With flying leads
 - › With 23 cores, cut-off cleanly
-

086722 SPIRALLEITUNG 12-ADRIG 5,4M

- ▼ Features
 - › PUR cable, coiled
 - › Cable length 5.4 m
 - › With flying leads
 - › With 12 cores, cut-off cleanly
-

086721 SPIRALLEITUNG 12-ADRIG 3,9M

- ▼ Features
 - › PUR cable, coiled
 - › Cable length 3.9 m
 - › With flying leads
 - › With 12 cores, cut-off cleanly
-

087408 SPIRALLEITUNG 23-ADRIG 3,9M

- ▼ Features
 - › PUR cable, coiled
 - › Cable length 3.9 m
 - › With flying leads
 - › With 23 cores, cut-off cleanly
-

Function expansion

- ▼ Pushbutton, not illuminated



086753 DRUCKTASTER ROT 1S



083640 DRUCKTASTER SCHWARZ 1S



086754 DRUCKTASTER GRUEN 1S



086757 DRUCKTASTER BLAU 1S



086755 DRUCKTASTER WEISS 1S

- ▼ Key-operated switch

083639 SCHLUESSELSCHALTER RUND

- ▼ Male flange connector RC17



106360 17POL CONINVERS/ZSM BAUSATZ


- ▼ Features

Male flange connector RC17 with strands for connection

Pre-assembled

17-pin

- ▼ Female plug RC17



106349 STECKVERBINDER 17POL RC-17S1N8A7200

- ▼ Emergency stop device ES-XA built-in devices 16 mm



106435 ES-XA1E-BV3U02R

- ▼ Features

› With turn-to-reset

- › Bottom of housing yellow
- › Button head red ø 29 mm
- › Emergency stop device according to ISO 13850

Two-channel emergency stop device (red, with pull-to-reset button and turn-to-reset button) for installation in housing ZSM/HBA/HBM, for different wiring concepts.

Emergency stop device for installation in housing ZSM/HBA/HBM



096298 NOT-HALT TASTE 16MM 2 OE/ZUG

Features

- › With pull-to-reset
- › Emergency stop device according to ISO 13850
- › EMERGENCY STOP device for housing ZSM/HBA/HBM without enabling switch ZXE, 3-stage

Instructions

Betriebsanleitung Zustimmtaster ZSM

	Doc. no.	Version	Language	Download
Betriebsanleitung Zustimmtaster ZSM Manual de instrucciones del pulsador de validación ZSM Mode d'emploi de la commande d'assentiment ZSM Operating Instructions Enabling Switch ZSM	098540	05-08/11	 	0.7 MB
Návod k použití potvrzovacího tlačítka ZSM	098540	05-08/11		0.3 MB
Istruzioni di impiego del pulsante di consenso ZSM	098540	05-08/11		0.2 MB
Manual de instruções da chave enable ZSM	098540	05-08/11		0.2 MB
Instrucțiuni de utilizare pentru butonul de activare ZSM	098540	05-08/11		0.3 MB

Catalogs

Enabling switches ZS Commandes d'Assentiment ZS Zustimmtaster ZS

	Doc. no.	Version	Language	Download
Zustimmtaster ZS	095689	08-07/18		9.1 MB
Commandes d'Assentiment ZS	097367	08-07/18		4.9 MB
Enabling switches ZS	095690	08-07/18		4.9 MB

Declaration of conformity


EU-Konformitätserklärung

Doc. no.	Version	Language	Download
----------	---------	----------	----------

EU-Konformitätserklärung
Declaración UE de conformidad
Déclaration UE de conformité
Dichiarazione di conformità
EU declaration of conformity

2109392 04-11/16



 0.2 MB