

ITEM 106374 ZSM2300-106374

Description	Technical data	Accessories	Downloads
-------------	----------------	-------------	-----------



Features

- › 3-stage function
- › Pushbutton
- › Mini joystick
- › Plug connector

3-stage function

Enabling function is active only in the second stage (middle position, actuating point). If the pushbutton is released or pushed further (panic function), the enabling is removed (dependent on the wiring, see function sequence).

Pushbutton

Additional functions can be run directly at the enabling switch using the buttons.

One-touch function (joystick)

The four contacts are connected to a common pin. This permits a one-touch function irrespective of the actuating direction.

Approvals



Mechanical values and environment

Material	PA, CR, TPE [1]
Weight	
Net	0,5 kg
Ambient temperature	-5 ... 60 °C
Degree of protection	IP54
Mechanical life	1 x 10 ⁶
Switching principle	Snap-action contact element
Number of changeover contacts	3 [2]
Connection	Plug connector number of pins 17

Electrical connection ratings

Rated conditional short-circuit current	100 A
Utilization category according to EN 60947-5-1	
DC-13	24V 1A [3] 24V 0.3A [4]
Short circuit protection according to IEC 60269-1	2A gG [5]
Rated insulation voltage U _i	250 V
Rated impulse withstand voltage U _{imp}	1,5 kV
Degree of contamination (external, according to EN 60947-1)	3
Switching characteristics	3-stage enabling switch

Miscellaneous

Additional feature	
Mini joystick	1 [6]
Pushbutton black	1 [7]
in compliance with	60947-5-8

Reliability values acc. to EN ISO 13849-1

	Enabling switch
B10 _D	0,1 x 10 ⁶

[1] PAK arm

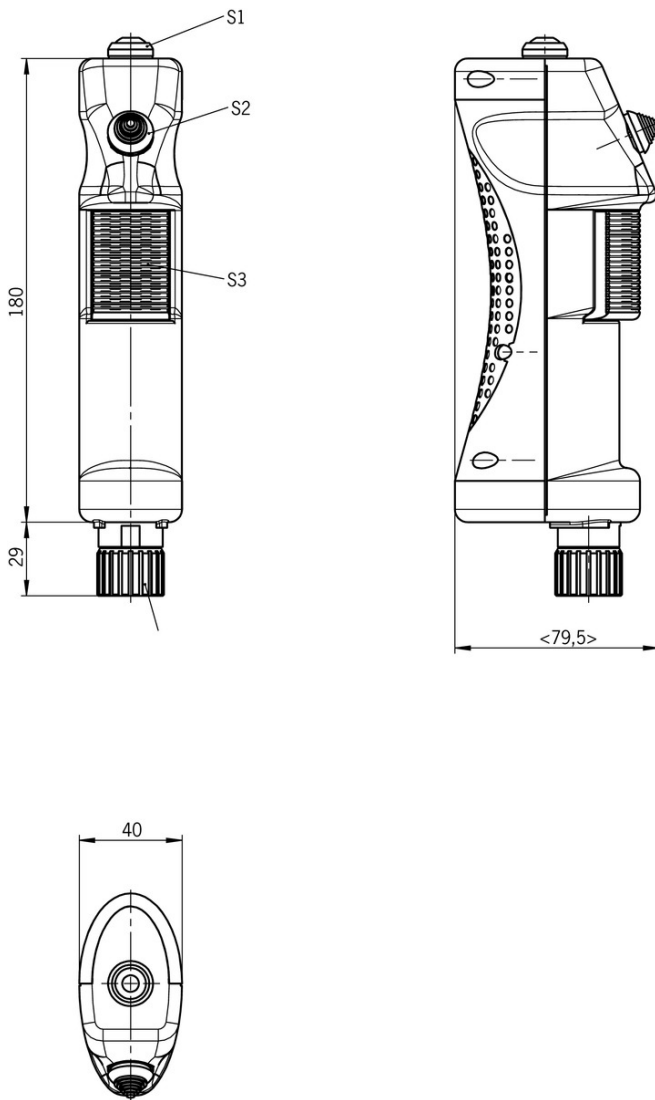
[2, 6, 7] Connection as per block diagram

[3] For enabling switch S4

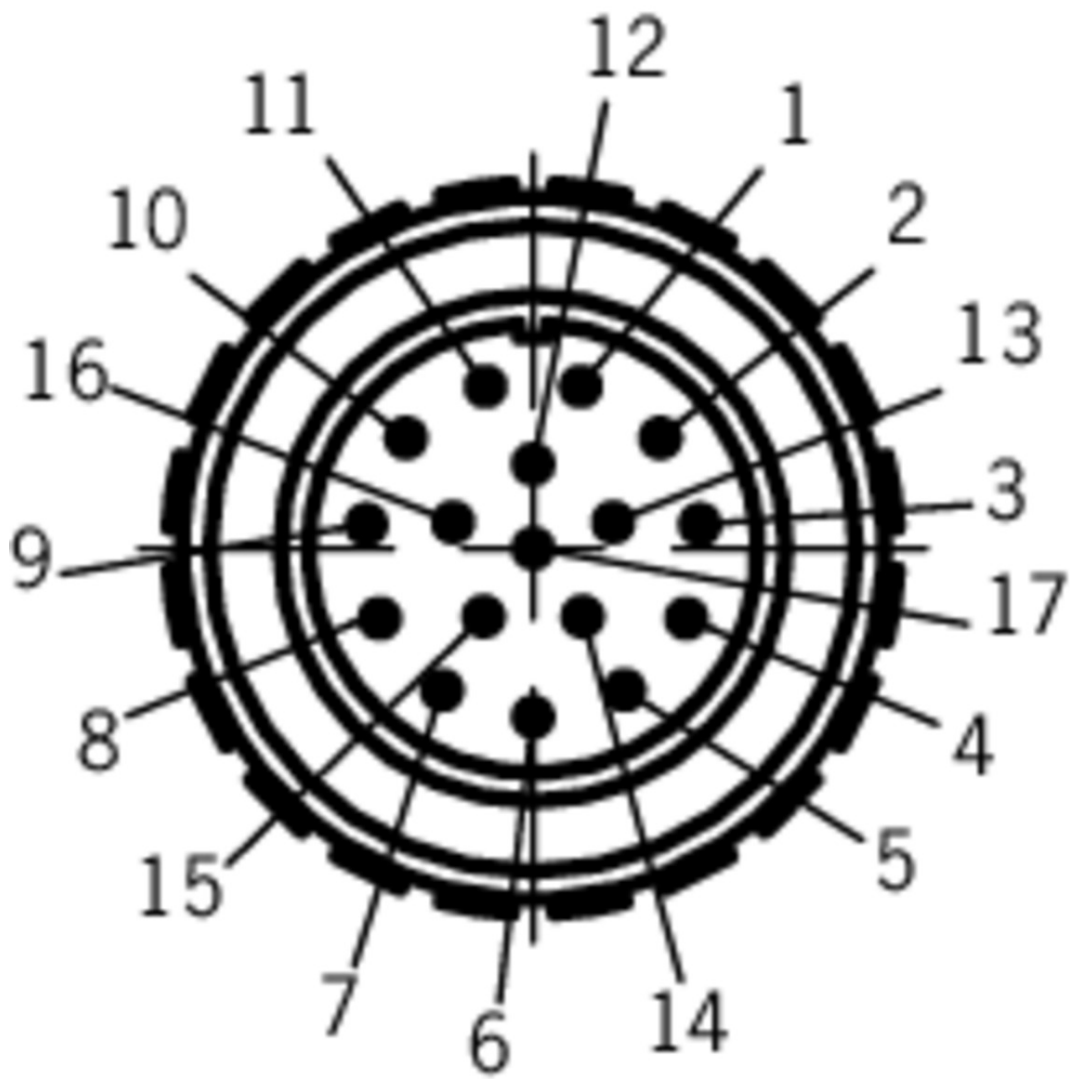
[4] For additional devices

[5] In case of operating voltages other than 24 V, the short circuit protection must be dimensioned accordingly and checked.

Dimension drawing



Dimension drawing



Switching element

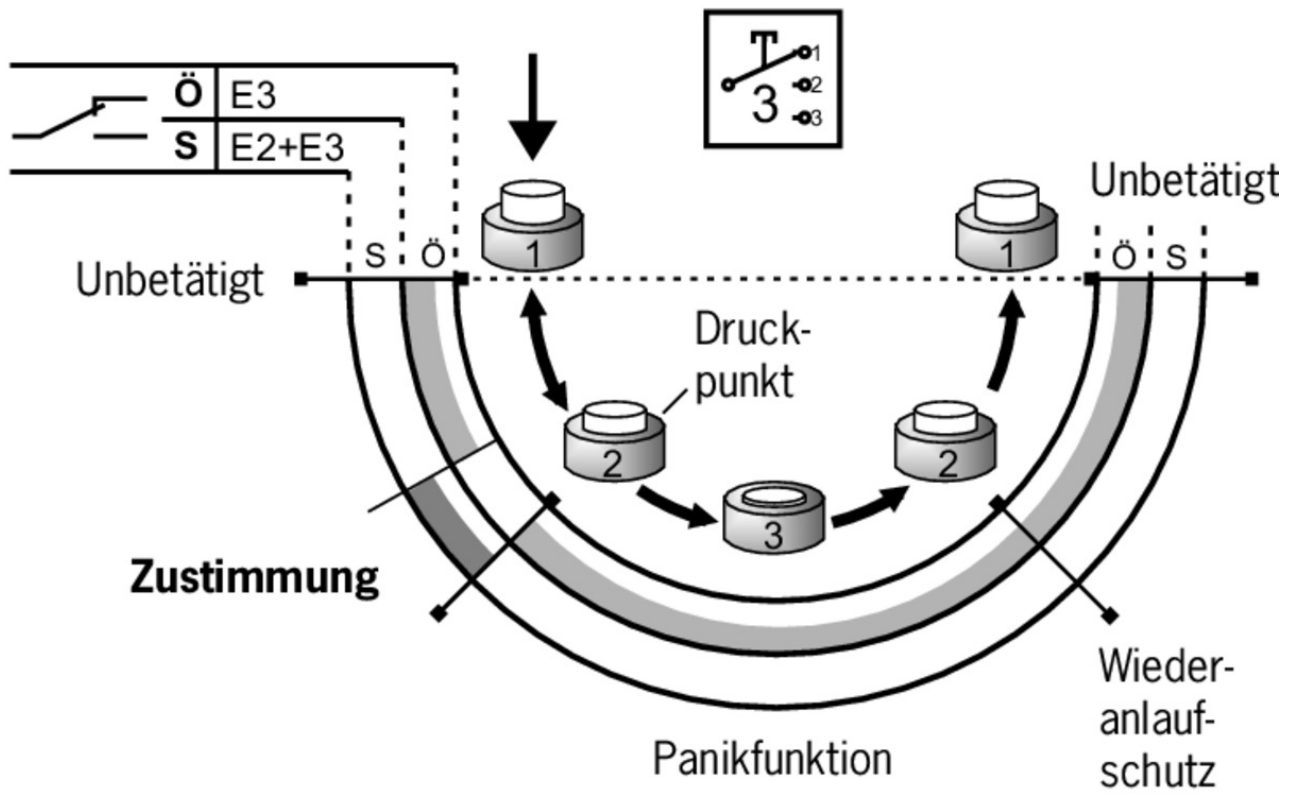
E2



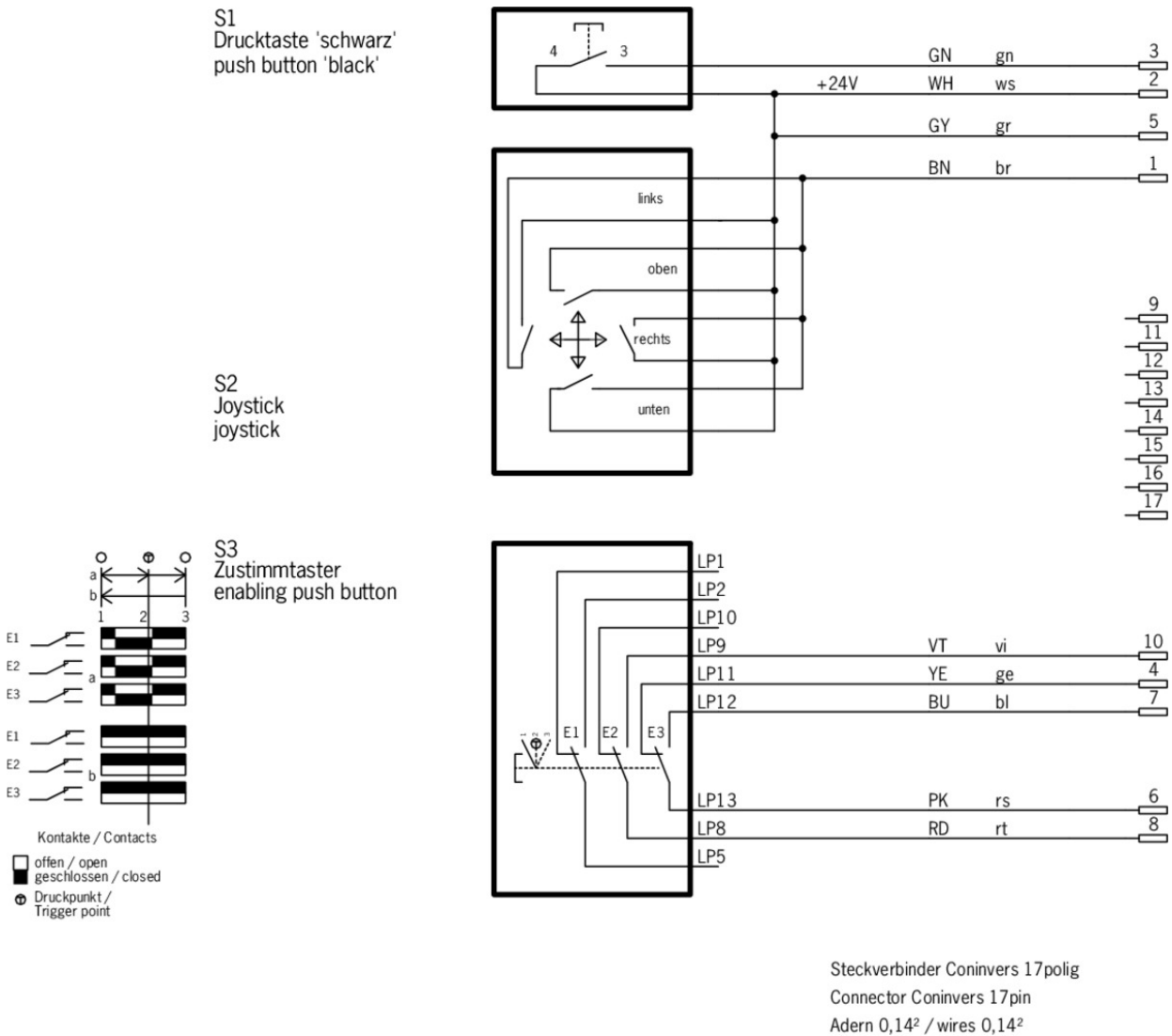
E3



Function sequence



Wiring diagram



Mounting accessories

Holder for ZSM



102965 HALTER MIT MAGNET ZSM



102969 HALTER ZSM

Connection material

Connection cable for enabling switch ZSM with plug connector RC17



106392 SPIRALLEITG M STECKVERB 9M-106392

Features

- › Female plug RC17, 17-pin and male plug HAN10A, 10-pin
- › Straight plug connector

- › PUR cable
- › Coiled cable
- › Cable length 9 m (extended)



106391 SPIRALLEITG M STECKVERB 3,9M-106391

✓ Features

- › Female plug RC17, 17-pin and male plug HAN10A, 10-pin
- › Straight plug connector
- › PUR cable
- › Coiled cable
- › Cable length 3.9 m (extended)

- ✓ Flange connector RC17 for front wall mounting for the connection of enabling switches



077502 17POL/CONINVERS N-COD

- ✓ Plug connector RC17 for connection, e.g. to enabling switches



096481 STECKVERBINDER 17POL RC-17P1N8A80CP

- ✓ Blanking plug RC17 for covering the flange connector RC17



096159 BLINDSTECKER 17-POL RC-17P1N8A83NN





Instructions

- ✓ Betriebsanleitung Zustimmtaster ZSM

	Doc. no.	Version	Language	Download
Betriebsanleitung Zustimmtaster ZSM Manual de instrucciones del pulsador de validación ZSM Mode d'emploi de la commande d'assentiment ZSM Operating Instructions Enabling Switch ZSM	098540	05-08/11	 	0.7 MB
Istruzioni di impiego del pulsante di consenso ZSM	098540	05-08/11		0.2 MB
Návod k použití potvrzovacího tlačítka ZSM	098540	05-08/11		0.3 MB
Manual de instruções da chave enable ZSM	098540	05-08/11		0.2 MB
Instrucțiuni de utilizare pentru butonul de activare ZSM	098540	05-08/11		0.3 MB






Catalogs

▼ Enabling switches ZS Commandes d'Assentiment ZS Zustimmungster ZS

	Doc. no.	Version	Language	Download
Zustimmungster ZS	095689	08-07/18		 9.1 MB
Commandes d'Assentiment ZS	097367	08-07/18		 4.9 MB
Enabling switches ZS	095690	08-07/18		 4.9 MB

Declaration of conformity

▼ EU-Konformitätserklärung

	Doc. no.	Version	Language	Download
EU-Konformitätserklärung	2109392	04-11/16		 0.2 MB
Declaración UE de conformidad				
Déclaration UE de conformité				
Dichiarazione di conformità				
EU declaration of conformity			