

ITEM 111914 ZSM2200-111914

Description	Technical data	Accessories	Downloads
-------------	----------------	-------------	-----------



Features

- › 3-stage function
- › LED indicator
- › Pushbutton black
- › Rotary potentiometer 4.7 k Ω
- › Key-operated rotary switch
- › Straight connection cable, 10 m
- › Plug connector

3-stage function

Enabling function is active only in the second stage (middle position, actuating point). If the pushbutton is released or pushed further (panic function), the enabling is removed (dependent on the wiring, see function sequence).

LED indicator

The LED indicator is used for visual feedback directly at the enabling switch.

Black button

This button can be configured individually.

Key-operated rotary switch

For individual use, e.g. as operating mode selector switch.

Rotary potentiometer 4.7kΩ

For individual use, e.g. for adjusting the speed.

Cable

The high-quality connection cables are available in a straight version.

Approvals



Mechanical values and environment

Material	PA, CR, TPE [1]
Weight	
	Net 2,5 kg
Ambient temperature	-5 ... 60 °C
Degree of protection	IP54
Mechanical life	1 x 10 ⁶
Switching principle	Snap-action contact element
Number of changeover contacts	3 [2]
Connection	Flying lead
Cable length	
	straight 10 m

Electrical connection ratings

Rated conditional short-circuit current	100 A
Utilization category according to EN 60947-5-1	
	DC-13 24V 1A [3] 24V 0.3A [4] 24V 0.01A [5]
Short circuit protection according to IEC 60269-1	2A gG [6]
Rated insulation voltage U _i	250 V
Rated impulse withstand voltage U _{imp}	1,5 kV
Degree of contamination (external, according to EN 60947-1)	3

Connecting cable	14x0.34mm ²
Switching characteristics	3-stage enabling switch

Miscellaneous

Additional feature	
Pushbutton black	1 [7]
LED yellow	1 [8]
Potentiometer	1 [9]
Key-operated switch	1 [10]
in compliance with	60947-5-8

Reliability values acc. to EN ISO 13849-1

	Enabling switch
B10 _D	0,1 x 10 ⁶

[1] PAK arm

[2, 7, 8, 9, 10] Connection as per block diagram

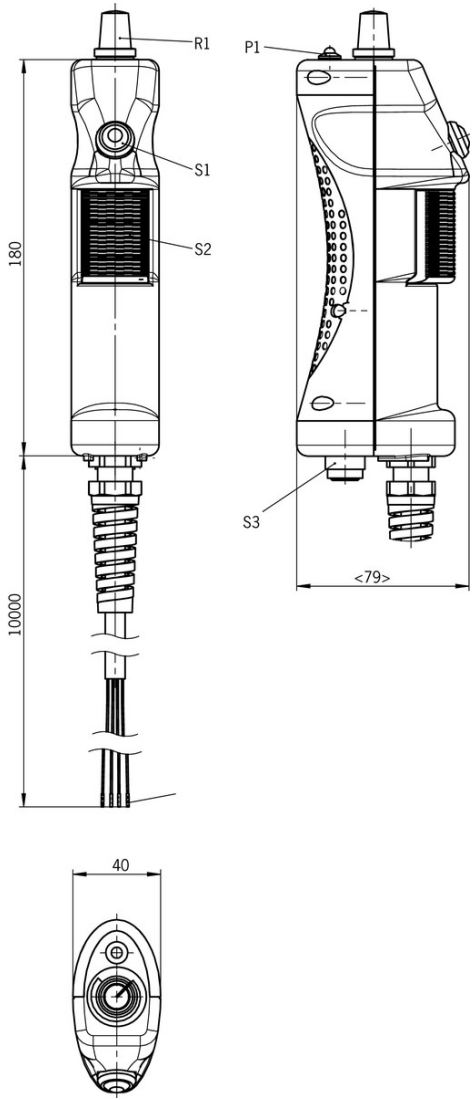
[3] For enabling switch S4

[4] For additional devices

[5] For additional indicators

[6] In case of operating voltages other than 24 V, the short circuit protection must be dimensioned accordingly and checked.

Dimension drawing



Function sequence

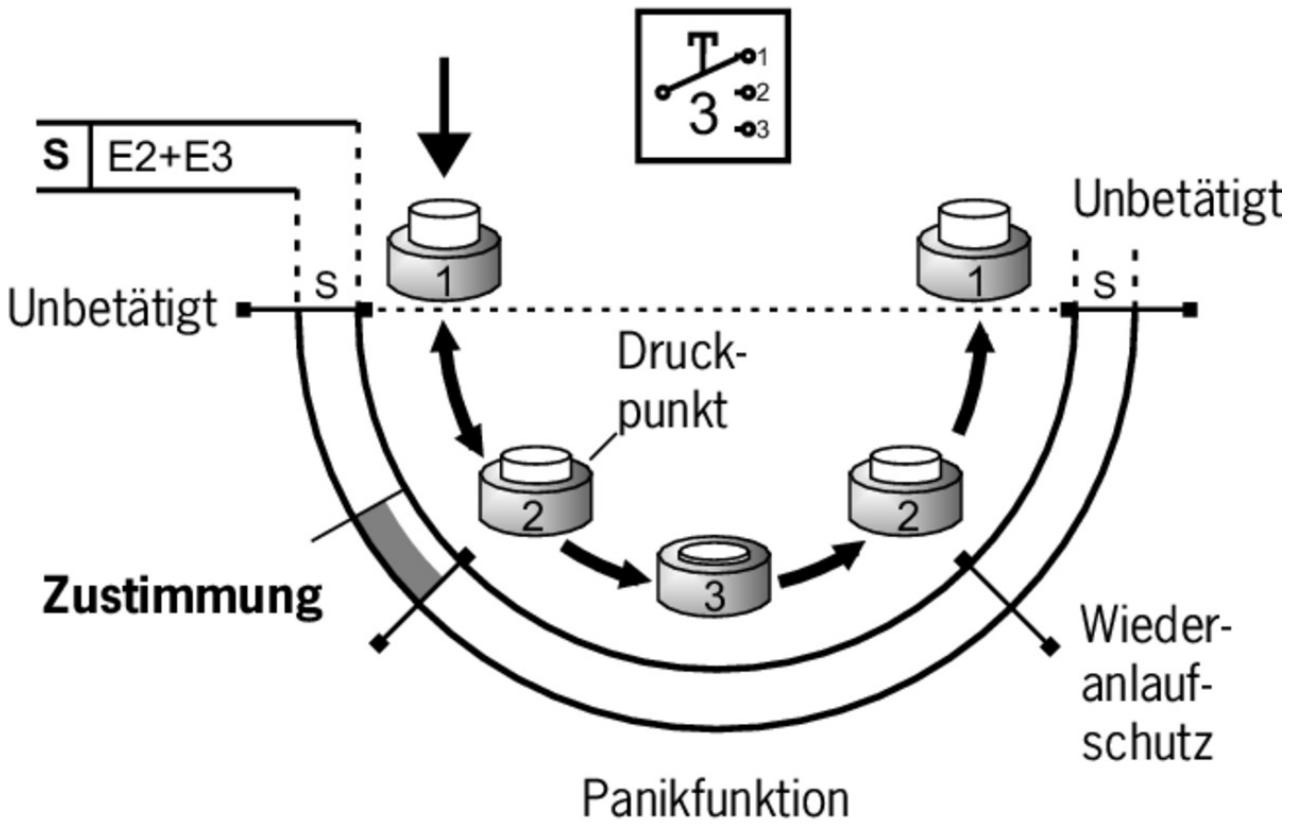
E2



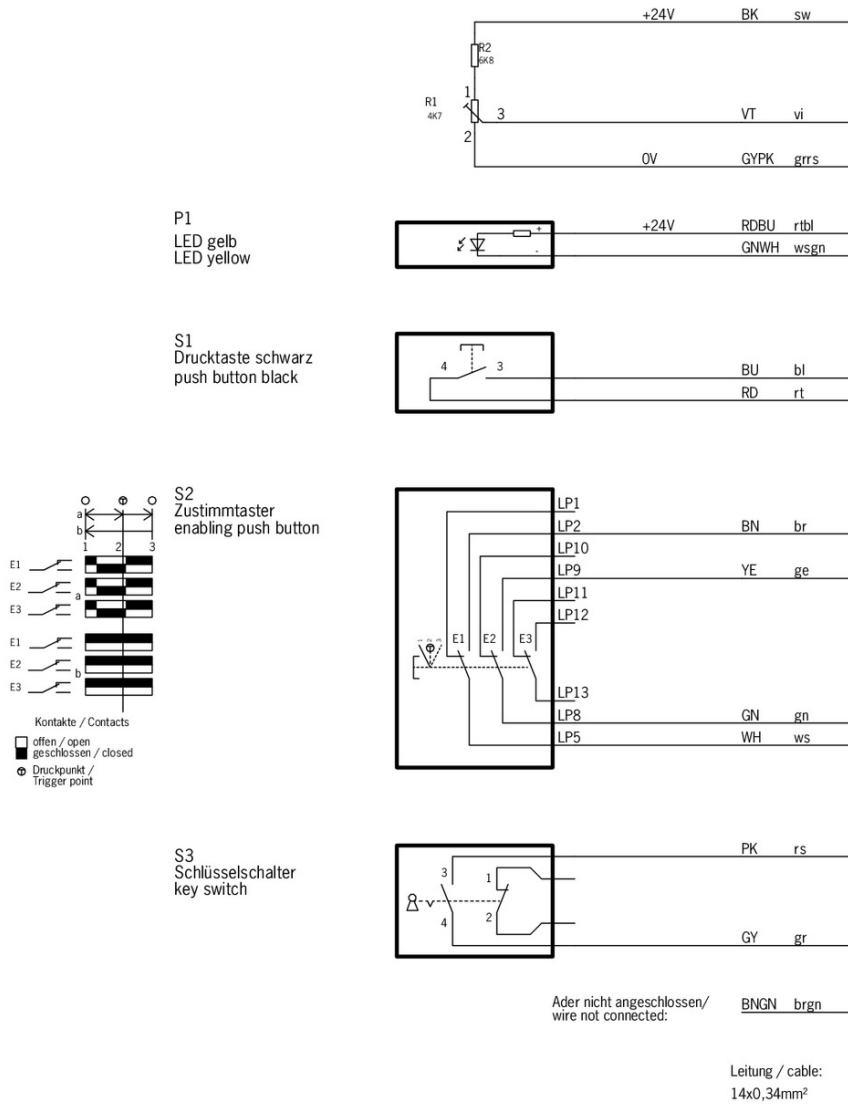
E3



Switching element



Wiring diagram



Mounting accessories

Holder for ZSM



102969 HALTER ZSM



102965 HALTER MIT MAGNET ZSM

Connection material

Flange connector RC12 for front wall mounting for the connection of hand-held and P20 enabling switches

073290 RC-12S1N1223ZZ

- ▼ Plug connector RC12 for connection, e.g. to enabling switches



073294 RC-12P1N8A8096

- ▼ Blanking plug RC12 for covering the flange connector RC12, coded

073291 RC-12P1N8A8300 CODIERT

- ▼ Blanking plug RC12 for covering the flange connector RC12

073293 RC-12P1N8A8300

- ▼ Flange connector RC17 for front wall mounting for the connection of enabling switches



077502 17POL/CONINVERS N-COD

- ▼ Plug connector RC17 for connection, e.g. to enabling switches



096481 STECKVERBINDER 17POL RC-17P1N8A80CP

- ▼ Blanking plug RC17 for covering the flange connector RC17



096159 BLINDSTECKER 17-POL RC-17P1N8A83NN





Instructions

- ▼ Manual de instruções da chave enable ZSM

	Doc. no.	Version	Language	Download
Betriebsanleitung Zustimmtaster ZSM	098540	05-08/11		0.7 MB
Manual de instrucciones del pulsador de validación ZSM				
Mode d'emploi de la commande d'assentiment ZSM				
Operating Instructions Enabling Switch ZSM				
Manual de instruções da chave enable ZSM	098540	05-08/11		0.2 MB
Návod k použití potvrzovacího tlačítka ZSM	098540	05-08/11		0.3 MB
Istruzioni di impiego del pulsante di consenso ZSM	098540	05-08/11		0.2 MB
Instrucțiuni de utilizare pentru butonul de activare ZSM	098540	05-08/11		0.3 MB





Catalogs

▼ Enabling switches ZS Commandes d'Assentiment ZS Zustimmungster ZS

	Doc. no.	Version	Language	Download
Zustimmungster ZS	095689	08-07/18		 9.1 MB
Commandes d'Assentiment ZS	097367	08-07/18		 4.9 MB
Enabling switches ZS	095690	08-07/18		 4.9 MB

Declaration of conformity

▼ EU-Konformitätserklärung

	Doc. no.	Version	Language	Download
EU-Konformitätserklärung	2109392	04-11/16		 0.2 MB
Declaración UE de conformidad				
Déclaration UE de conformité				
Dichiarazione di conformità				
EU declaration of conformity				