

ITEM 088889 RPS3131PR175M

Description	Technical data	Accessories	Downloads
-------------	----------------	-------------	-----------



Features

- › Plastic housing
- › Emergency stop device with detent mechanism according to EN ISO 13850 and EN 60204-1
- › Rope clamp for cabling rope
- › Indication of correct rope tension
- › 3 cable entries M20 x 1.5
- › Switching elements with 4 switching contacts
- › Blue reset button

Switching element

3131 Slow-action switching contact 2 NC \oplus + 2 NO

Approvals



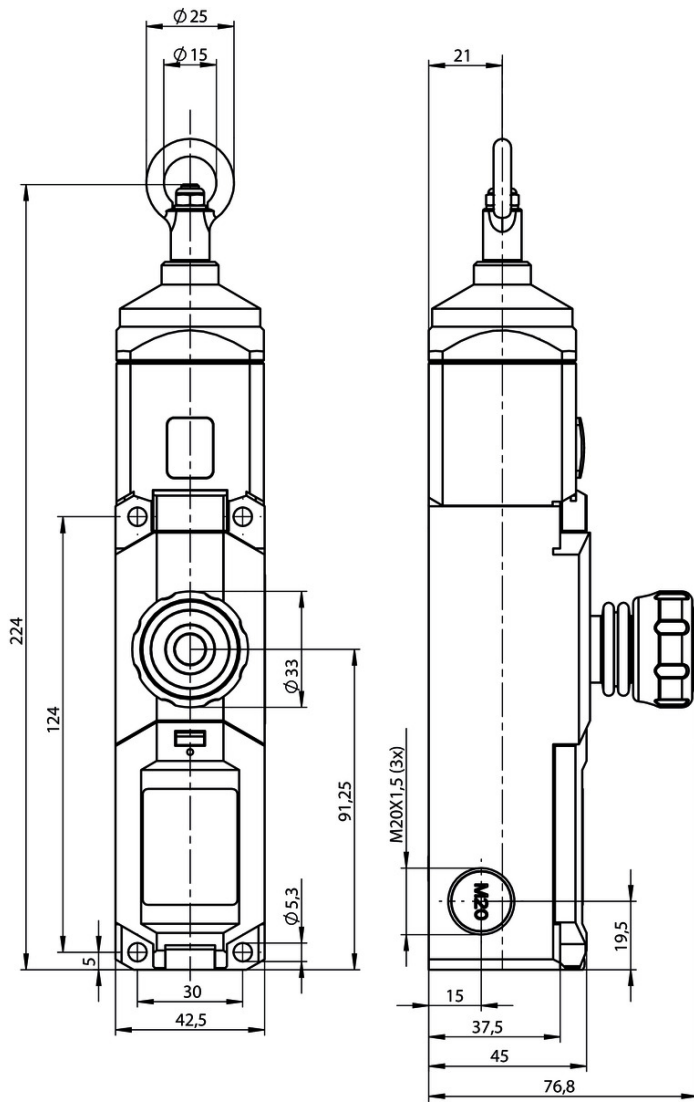
Mechanical values and environment

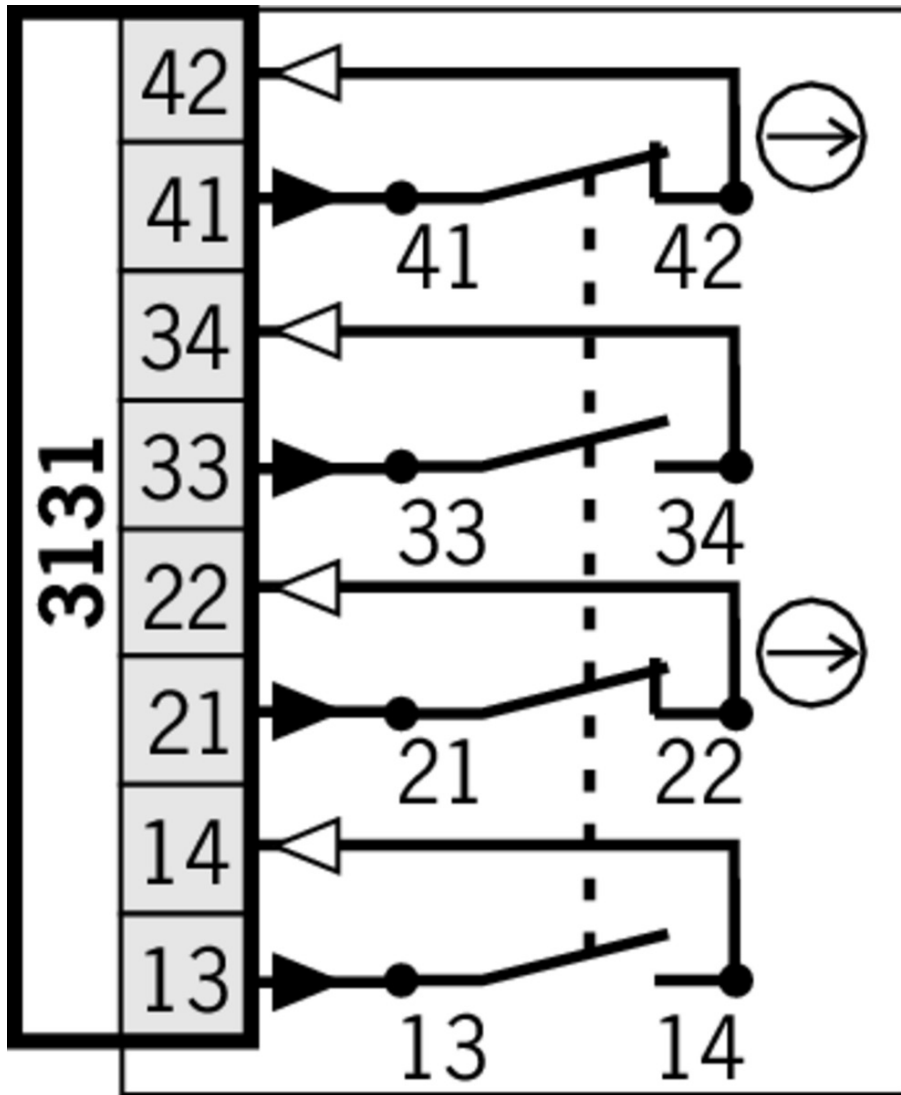
Housing material	Reinforced thermoplastic
Weight	
Net	0,8 kg
Ambient temperature	-25 ... 70 °C
Degree of protection	IP67
Mechanical life	$0,1 \times 10^6$
Switching principle	Slow-action switching contact
Rope diameter	2 ... 5 mm
Installation position	Any
Number of positively driven contacts	2
Number of NO contacts	2
Connection	
3 x	M20 x 1.5
Actuating force	175 N

Electrical connection ratings

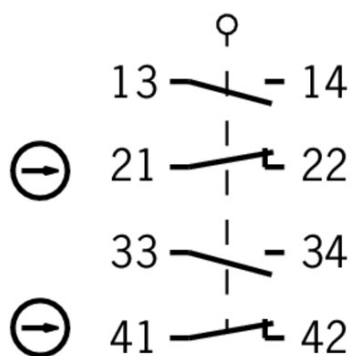
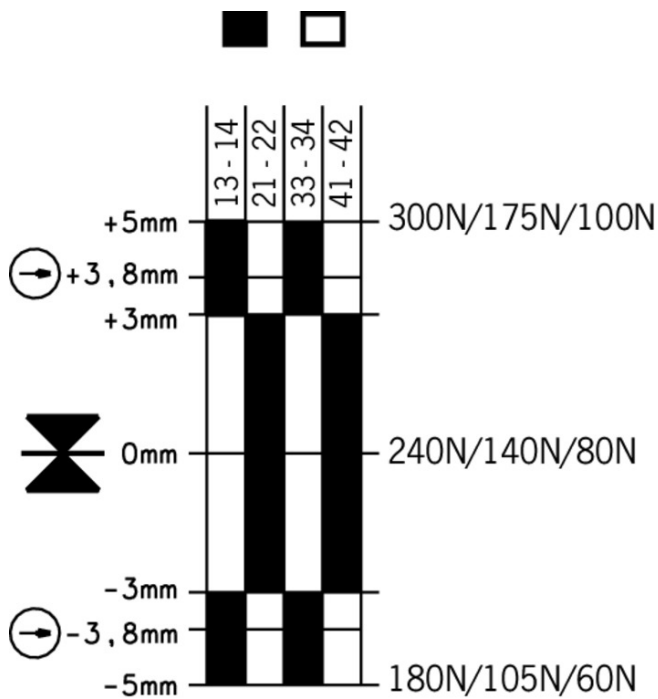
Rated thermal current I_{th}	10 A
Utilization category according to EN 60947-5-1	
AC-15	3A 240V
Short circuit protection according to IEC 60269-1	
(Fuse)	6A gG
Rated insulation voltage U_i	250 V
Rated impulse withstand voltage U_{imp}	2,5 kV
Switching current	
at 24V	min.10 mA
Connection cross-section	0,08 ... 1,5 mm ²

Dimension drawing





Travel diagram



Function expansion

✓ Built-in LED



095510 EINBAULEUCHTE LED-F M20X1,5



087423 EINBAULEUCHTE LED M20X1,5

Mounting accessories

✓ Pulley set RPS-P/V1 for rope pull switches



096251 RPS-P-7-70

✓ Features

› Pulley Ø 14mm

▼ Turnbuckle for rope pull switches

092498 RPS-B-6-60/V5

▼ Features

› Turnbuckle M6 x 60

092500 RPS-B-6-110

▼ Features

› Turnbuckle M6 x 100

▼ Tensioner spring for rope pull switches



092136 RPS-W-100/175

▼ Features

› Tensioner spring for tensile force 110 N / 175 N

▼ Tensioning rope for rope pull switches



092813 RPS-I-3-4/50M

▼ Features

› Tensioning rope with 50m length



092814 RPS-I-3-4/100M

▼ Features

› Tensioning rope with 100m length

▼ Eyebolt for rope pull switches

092495 RPS-O-8-50/V5

▼ Features

› Eyebolt with thread M8

▼ Rope set for rope pull switches

092496 RPS-RS/V5

▼ Features

› Rope set consisting of thimble and rope clamp

▼ Pulley set RPS-PS/V5 for rope pull switches



092501 RPS-PS/V5

▼ Features

› Pulley set consisting of rope pulley block and pulley support

Connection material

▼ Cable glands M20x1.5



077683 EKVM20/06



077684 EKVM20/09



086233 EKPM20/06 086233

Instructions

▼ Betriebsanleitung Seilzugschalter RPS...

	Doc. no.	Version	Language	Download
Betriebsanleitung Seilzugschalter RPS...	2090276	08-01/18		2.7 MB
Operating Instructions for Rope Pull Switches RPS...	2090276	08-01/18		2.7 MB

Catalogs

▼ Not-Halt-Geräte/Seilzugschalter Emergency Stop Devices/Rope Pull Switches Dispositifs d'arrêt d'urgence/interrupteurs à câble Dispositivos de parada de emergencia / Interruptores de accionamiento por cable

	Doc. no.	Version	Language	Download
Not-Halt-Geräte/Seilzugschalter	106210	06-06/16		1.9 MB
Dispositifs d'arrêt d'urgence/interrupteurs à câble	116529	06-06/16		1.9 MB
Dispositivos de parada de emergencia / Interruptores de accionamiento por cable	116530	06-06/16		1.9 MB
Emergency Stop Devices/Rope Pull Switches	116448	06-06/16		1.9 MB

Declaration of conformity

▼ EU-Konformitätserklärung

	Doc. no.	Version	Language	Download
EU-Konformitätserklärung Declaración UE de conformidad Déclaration UE de conformité Dichiarazione di conformità EU declaration of conformity	2091952	03-04/17	 	0.2 MB

CAD data

CAD data for this item on TraceParts